

Payment Summary

Bank=bomops AND mm/yy=03/2026-03/2026 AND All Checks=Yes AND Include Voids=All Checks

Bank	Check#	Vendor	Check	Post	Total Date	
			Date	Month	Amount	Reconciled
bomops - BOM Operating Account	29	lwcc - LWCC	3/2/2026	03-2026	8,994.06	3/31/2026
bomops - BOM Operating Account	30	empower - EMPOWER	3/5/2026	03-2026	27,149.15	3/31/2026
bomops - BOM Operating Account	31	nationw - NATIONWIDE	3/10/2026	03-2026	296.19	3/31/2026
bomops - BOM Operating Account	32	tsc - TSC	3/10/2026	03-2026	1,500.00	3/31/2026
bomops - BOM Operating Account	33	empower - EMPOWER	3/10/2026	03-2026	13,631.71	3/31/2026
bomops - BOM Operating Account	34	sherweb - SHERWEB	3/11/2026	03-2026	1,158.00	3/31/2026
bomops - BOM Operating Account	35	enterp - ENTERPRISE FM TRUST	3/12/2026	03-2026	24,734.45	3/31/2026
bomops - BOM Operating Account	36	aflac - AFLAC	3/31/2026	03-2026	353.10	
bomops - BOM Operating Account	37	bluecr - BLUECROSS BLUESHIELD	3/31/2026	03-2026	67,377.60	
bomops - BOM Operating Account	38	nationw - NATIONWIDE	3/31/2026	03-2026	296.19	3/31/2026
bomops - BOM Operating Account	39	empower - EMPOWER	3/27/2026	03-2026	13,580.20	3/31/2026
bomops - BOM Operating Account	82681	advoffi - ADVANCED OFFICE SYSTEMS INC	3/6/2026	03-2026	219.04	3/31/2026
bomops - BOM Operating Account	82682	amazon - AMAZON CAPITAL SERVICES	3/6/2026	03-2026	316.25	3/31/2026
bomops - BOM Operating Account	82683	att - AT & T	3/6/2026	03-2026	1,233.26	3/31/2026
bomops - BOM Operating Account	82684	atmtobt - AT & T	3/6/2026	03-2026	179.99	3/31/2026
bomops - BOM Operating Account	82685	attscros - ATLAS CROSSING	3/6/2026	03-2026	10,000.00	3/31/2026
bomops - BOM Operating Account	82686	baldri - BALDRIDGE DUMAS COMMUNICATIONS INC	3/6/2026	03-2026	500.00	3/31/2026
bomops - BOM Operating Account	82687	brownbr - BROWN & BROWN OF LOUISIANA, LLC	3/6/2026	03-2026	68.15	3/31/2026
bomops - BOM Operating Account	82688	cintas - CINTAS CORP	3/6/2026	03-2026	70.91	3/31/2026
bomops - BOM Operating Account	82689	cleco - CLECO POWER LLC	3/6/2026	03-2026	3,114.22	3/31/2026
bomops - BOM Operating Account	82690	coburns - COBURNS	3/6/2026	03-2026	1,590.27	3/31/2026
bomops - BOM Operating Account	82691	constmat - CMC CONSTRUCTION SERVICES	3/6/2026	03-2026	420.00	3/31/2026
bomops - BOM Operating Account	82692	crystal - CRYSTAL CLEAR PREMIUM WATERS LLC	3/6/2026	03-2026	28.05	3/31/2026
bomops - BOM Operating Account	82693	crystalcl - CRYSTAL CLEAN, LLC	3/6/2026	03-2026	5,035.89	3/31/2026
bomops - BOM Operating Account	82694	expressg - EXPRESS GLASS	3/6/2026	03-2026	280.00	3/31/2026
bomops - BOM Operating Account	82695	glcaaae - GLCAAAE	3/6/2026	03-2026	715.00	
bomops - BOM Operating Account	82696	grimesin - GRIMES INDUSTRIAL SUPPLY, LLC	3/6/2026	03-2026	244.32	3/31/2026
bomops - BOM Operating Account	82697	josephpa - JOSEPH PAINT INC.	3/6/2026	03-2026	8,824.64	3/31/2026
bomops - BOM Operating Account	82698	journal - JOURNAL SERVICES, LLC	3/6/2026	03-2026	746.25	3/31/2026
bomops - BOM Operating Account	82699	lowes - LOWE'S	3/6/2026	03-2026	959.07	3/31/2026
bomops - BOM Operating Account	82700	lwcc - LWCC	3/6/2026	03-2026	4,783.01	3/31/2026
bomops - BOM Operating Account	82701	melvin - MELVIN TYLER	3/6/2026	03-2026	1,500.00	3/31/2026
bomops - BOM Operating Account	82702	meymey - MEYER, MEYER, LACROIX & HIXSON	3/6/2026	03-2026	32,977.00	3/31/2026
bomops - BOM Operating Account	82703	moore-gr - MOORE-GRANT TIRE & SERVICE	3/6/2026	03-2026	353.72	3/31/2026
bomops - BOM Operating Account	82704	nexstar - NEXSTAR MEDIA	3/6/2026	03-2026	630.00	3/31/2026
bomops - BOM Operating Account	82705	nowlin - NOWLIN LAW FIRM LLC	3/6/2026	03-2026	18,299.91	3/31/2026
bomops - BOM Operating Account	82706	oag - OAG AVIATION WORLDWIDE LLC	3/6/2026	03-2026	1,121.34	3/31/2026
bomops - BOM Operating Account	82707	pan - PAN AMERICAN ENGINEERS LLC	3/6/2026	03-2026	78,966.80	3/31/2026
bomops - BOM Operating Account	82708	paulalaz - PAULA LAZARONE	3/6/2026	03-2026	75.08	3/31/2026
bomops - BOM Operating Account	82709	premier - PREMIER FIRE EQUIPMENT LLC	3/6/2026	03-2026	1,216.38	3/31/2026
bomops - BOM Operating Account	82710	rexel-so - REXEL, INC	3/6/2026	03-2026	4,597.00	3/31/2026
bomops - BOM Operating Account	82711	robinewi - ROBIN EWING POOL SUPPLIES INC.	3/6/2026	03-2026	237.72	3/31/2026
bomops - BOM Operating Account	82712	sayesoff - SAYES OFFICE SUPPLY	3/6/2026	03-2026	131.97	3/31/2026
bomops - BOM Operating Account	82713	soucreat - SOUTHERN CREATIONS	3/6/2026	03-2026	1,219.25	3/31/2026
bomops - BOM Operating Account	82714	storereq - STORER EQUIPMENT CO., INC.	3/6/2026	03-2026	1,073.05	3/31/2026
bomops - BOM Operating Account	82715	sudlink - OPTIMUM	3/6/2026	03-2026	294.04	3/31/2026
bomops - BOM Operating Account	82716	sudlink - OPTIMUM	3/6/2026	03-2026	533.78	3/31/2026
bomops - BOM Operating Account	82717	sudlink - OPTIMUM	3/6/2026	03-2026	345.70	3/31/2026

Payment Summary

Bank=bomops AND mm/yy=03/2026-03/2026 AND All Checks=Yes AND Include Voids=All Checks

bomops - BOM Operating Account	82718	summerst - SUMMER STEINER	3/6/2026	03-2026	64.94	3/31/2026
bomops - BOM Operating Account	82719	tetersfa - TETERS FAUCET PARTS	3/6/2026	03-2026	50.24	3/31/2026
bomops - BOM Operating Account	82720	tkele - T K ELEVATOR CORP	3/6/2026	03-2026	2,658.44	3/31/2026
bomops - BOM Operating Account	82721	turnerte - CENTRAL VOICE & DATA LLC.	3/6/2026	03-2026	7,915.00	3/31/2026
bomops - BOM Operating Account	82722	upwardo - UPWARD OUTDOOR MEDIA LLC	3/6/2026	03-2026	800.00	3/31/2026
bomops - BOM Operating Account	82723	wcbayoui - WASTE CONNECTIONS BAYOU INC	3/6/2026	03-2026	3,895.93	3/31/2026
bomops - BOM Operating Account	82724	yankee - YANKEE CLIPPER	3/6/2026	03-2026	19,850.00	3/31/2026
bomops - BOM Operating Account	82725	amazon - AMAZON CAPITAL SERVICES	3/13/2026	03-2026	1,295.06	3/31/2026
bomops - BOM Operating Account	82726	attatl - AT&T	3/13/2026	03-2026	50.81	3/31/2026
bomops - BOM Operating Account	82727	bayoumos - BAYOU MOSQUITO & PEST MGMT LLC	3/13/2026	03-2026	3,215.00	3/31/2026
bomops - BOM Operating Account	82728	brooke - BROOKE MYERS	3/13/2026	03-2026	1,990.00	3/31/2026
bomops - BOM Operating Account	82729	centerra - CENTERRA GROUP LLC	3/13/2026	03-2026	149,193.73	3/31/2026
bomops - BOM Operating Account	82730	chambero - CHAMBER OF COMMERCE	3/13/2026	03-2026	900.00	3/31/2026
bomops - BOM Operating Account	82731	cintas - CINTAS CORP	3/13/2026	03-2026	141.82	3/31/2026
bomops - BOM Operating Account	82732	city-uti - CITY OF ALEXANDRIA-UTILITY	3/13/2026	03-2026	13,465.51	3/31/2026
bomops - BOM Operating Account	82733	cleco - CLECO POWER LLC	3/13/2026	03-2026	5,522.17	3/31/2026
bomops - BOM Operating Account	82734	constmat - CMC CONSTRUCTION SERVICES	3/13/2026	03-2026	360.00	3/31/2026
bomops - BOM Operating Account	82735	cunningh - CUNNINGHAM BUSINESS SYSTEMS	3/13/2026	03-2026	139.25	3/31/2026
bomops - BOM Operating Account	82736	cunwat - CUNNINGHAM PURE WATER	3/13/2026	03-2026	106.13	3/31/2026
bomops - BOM Operating Account	82737	dbrady - DAVID BRADY PAINTING AND WALLPAPER	3/13/2026	03-2026	7,400.00	3/31/2026
bomops - BOM Operating Account	82738	globalar - GLOBAL ARFF SERVICES	3/13/2026	03-2026	12,437.75	3/31/2026
bomops - BOM Operating Account	82739	jefflawn - JEFF'S LAWN & LANDSCAPE, LLC	3/13/2026	03-2026	25,205.21	3/31/2026
bomops - BOM Operating Account	82740	k2 - K2 ADVOCACY	3/13/2026	03-2026	3,500.00	
bomops - BOM Operating Account	82741	lottoil - LOTT OIL COMPANY	3/13/2026	03-2026	11,937.09	3/31/2026
bomops - BOM Operating Account	82742	lowes - LOWE'S	3/13/2026	03-2026	1,915.82	3/31/2026
bomops - BOM Operating Account	82743	lowescon - LOWES CONSTRUCTION, LLC	3/13/2026	03-2026	4,900.00	3/31/2026
bomops - BOM Operating Account	82744	melvin - MELVIN TYLER	3/13/2026	03-2026	3,650.00	3/31/2026
bomops - BOM Operating Account	82745	moore-gr - MOORE-GRANT TIRE & SERVICE	3/13/2026	03-2026	3,058.53	3/31/2026
bomops - BOM Operating Account	82746	napa - NAPA AUTO PARTS	3/13/2026	03-2026	1,948.21	3/31/2026
bomops - BOM Operating Account	82747	pjackson - PAULA JACKSON	3/13/2026	03-2026	250.00	3/31/2026
bomops - BOM Operating Account	82748	ralphh - RALPH HENNESSY	3/13/2026	03-2026	1,872.24	3/31/2026
bomops - BOM Operating Account	82749	rexel-so - REXEL, INC	3/13/2026	03-2026	828.00	3/31/2026
bomops - BOM Operating Account	82750	saferent - SAFERENT SOLUTIONS, LLC	3/13/2026	03-2026	273.54	3/31/2026
bomops - BOM Operating Account	82751	sayesoff - SAYES OFFICE SUPPLY	3/13/2026	03-2026	178.69	3/31/2026
bomops - BOM Operating Account	82752	scottgam - SCOTT GAMMEL	3/13/2026	03-2026	225.00	3/31/2026
bomops - BOM Operating Account	82753	stareq - STAR EQUIPMENT	3/13/2026	03-2026	131.20	3/31/2026
bomops - BOM Operating Account	82754	sudlink - OPTIMUM	3/13/2026	03-2026	113.10	3/31/2026
bomops - BOM Operating Account	82755	sudlink - OPTIMUM	3/13/2026	03-2026	593.22	3/31/2026
bomops - BOM Operating Account	82756	summerst - SUMMER STEINER	3/13/2026	03-2026	2,296.37	3/31/2026
bomops - BOM Operating Account	82757	tetersfa - TETERS FAUCET PARTS	3/13/2026	03-2026	363.59	3/31/2026
bomops - BOM Operating Account	82758	unitedre - UNITED RENTALS	3/13/2026	03-2026	339.58	3/31/2026
bomops - BOM Operating Account	82759	wcbayoui - WASTE CONNECTIONS BAYOU INC	3/13/2026	03-2026	14,118.87	3/31/2026
bomops - BOM Operating Account	82760	zultys - ZULTYS. INC	3/13/2026	03-2026	2,468.72	3/31/2026
bomops - BOM Operating Account	82761	advancec - ADVANCE CHEMICAL & JANITORIAL SUPPLY	3/20/2026	03-2026	240.65	
bomops - BOM Operating Account	82762	amazon - AMAZON CAPITAL SERVICES	3/20/2026	03-2026	864.31	3/31/2026
bomops - BOM Operating Account	82763	att - AT & T	3/20/2026	03-2026	1,154.23	3/31/2026
bomops - BOM Operating Account	82764	attatl - AT&T	3/20/2026	03-2026	139.10	3/31/2026
bomops - BOM Operating Account	82765	atmmobil - AT & T MOBILITY	3/20/2026	03-2026	1,561.90	3/31/2026
bomops - BOM Operating Account	82766	atmbot - AT & T	3/20/2026	03-2026	109.99	3/31/2026
bomops - BOM Operating Account	82767	brooke - BROOKE MYERS	3/20/2026	03-2026	695.00	3/31/2026

Payment Summary

Bank=bomops AND mm/yy=03/2026-03/2026 AND All Checks=Yes AND Include Voids=All Checks

bomops - BOM Operating Account	82768	centerra - CENTERRA GROUP LLC	3/20/2026	03-2026	149,193.73
bomops - BOM Operating Account	82769	city-uti - CITY OF ALEXANDRIA-UTILITY	3/20/2026	03-2026	9,025.85
bomops - BOM Operating Account	82770	cleco - CLECO POWER LLC	3/20/2026	03-2026	54,431.32
bomops - BOM Operating Account	82771	coburns - COBURNS	3/20/2026	03-2026	325.86 3/31/2026
bomops - BOM Operating Account	82772	dandtwh - D&T WHOLESALE FURNITURE &	3/20/2026	03-2026	3,191.00
bomops - BOM Operating Account	82773	dbrady - DAVID BRADY PAINTING AND WALLPAPER	3/20/2026	03-2026	3,250.00 3/31/2026
bomops - BOM Operating Account	82774	elegates - ELECTRIC GATES & ACCESS CONTROL, INC	3/20/2026	03-2026	1,900.00
bomops - BOM Operating Account	82775	fingdesg - FING DESIGNS, LLC	3/20/2026	03-2026	4,500.00 3/31/2026
bomops - BOM Operating Account	82776	gannettn - GANNETT LOUISIANA LOCALIQ	3/20/2026	03-2026	532.83
bomops - BOM Operating Account	82777	grimesin - GRIMES INDUSTRIAL SUPPLY, LLC	3/20/2026	03-2026	1,840.18
bomops - BOM Operating Account	82778	heidenin - HEIDEN INDUSTRIES	3/20/2026	03-2026	1,138.20
bomops - BOM Operating Account	82779	industru - INDUSTRIAL RUBBER & GASKET LLC	3/20/2026	03-2026	257.43 3/31/2026
bomops - BOM Operating Account	82780	josephpa - JOSEPH PAINT INC.	3/20/2026	03-2026	675.44 3/31/2026
bomops - BOM Operating Account	82781	kalb - KALB	3/20/2026	03-2026	1,800.00 3/31/2026
bomops - BOM Operating Account	82782	lifeline - LIFELINE SYSTEMS COMPANY	3/20/2026	03-2026	1,729.00
bomops - BOM Operating Account	82783	losimmons - LORRAINE SIMMONS	3/20/2026	03-2026	420.00 3/31/2026
bomops - BOM Operating Account	82784	lowes - LOWE'S	3/20/2026	03-2026	2,186.90 3/31/2026
bomops - BOM Operating Account	82785	melvin - MELVIN TYLER	3/20/2026	03-2026	2,100.00 3/31/2026
bomops - BOM Operating Account	82786	mid-stat - MID-STATE SUPPLY	3/20/2026	03-2026	320.00 3/31/2026
bomops - BOM Operating Account	82787	msc - MSC INDUSTRIAL SUPPLY CO	3/20/2026	03-2026	1,813.20 3/31/2026
bomops - BOM Operating Account	82788	nexair - NEXAIR, LLC.	3/20/2026	03-2026	227.28
bomops - BOM Operating Account	82789	redball - RED BALL OXYGEN CO., INC.	3/20/2026	03-2026	107.16
bomops - BOM Operating Account	82790	rexel-so - REXEL, INC	3/20/2026	03-2026	1,181.83 3/31/2026
bomops - BOM Operating Account	82791	southwes - SOUTHWEST ENGINEERS	3/20/2026	03-2026	526.00
bomops - BOM Operating Account	82792	sudlink - OPTIMUM	3/20/2026	03-2026	160.00
bomops - BOM Operating Account	82793	sudlink - OPTIMUM	3/20/2026	03-2026	83.92
bomops - BOM Operating Account	82794	sudlink - OPTIMUM	3/20/2026	03-2026	236.13
bomops - BOM Operating Account	82795	sudlink - OPTIMUM	3/20/2026	03-2026	161.28
bomops - BOM Operating Account	82796	tec - TEC OF JACKSON, INC	3/20/2026	03-2026	187.73 3/31/2026
bomops - BOM Operating Account	82797	tetersfa - TETERS FAUCET PARTS	3/20/2026	03-2026	352.68 3/31/2026
bomops - BOM Operating Account	82798	turnerte - CENTRAL VOICE & DATA LLC.	3/20/2026	03-2026	507.50 3/31/2026
bomops - BOM Operating Account	82799	2rose - 2 ROSE WINDOWS	3/27/2026	03-2026	1,825.00 3/31/2026
bomops - BOM Operating Account	82800	4-fortys - 4-FORTY SCREENS & STITCHES	3/27/2026	03-2026	216.00
bomops - BOM Operating Account	82801	amazon - AMAZON CAPITAL SERVICES	3/27/2026	03-2026	188.09
bomops - BOM Operating Account	82802	att - AT & T	3/27/2026	03-2026	541.53
bomops - BOM Operating Account	82803	att - AT & T	3/27/2026	03-2026	1,233.26
bomops - BOM Operating Account	82804	attatl - AT&T	3/27/2026	03-2026	106.65
bomops - BOM Operating Account	82805	attatl - AT&T	3/27/2026	03-2026	90.28
bomops - BOM Operating Account	82806	attmobt - AT & T	3/27/2026	03-2026	369.99
bomops - BOM Operating Account	82807	bayoumos - BAYOU MOSQUITO & PEST MGMT LLC	3/27/2026	03-2026	40.00
bomops - BOM Operating Account	82808	bells - BELLS JANITORIAL	3/27/2026	03-2026	4,015.00 3/31/2026
bomops - BOM Operating Account	82809	bishopen - BISHOP ENTERPRISES, LLC	3/27/2026	03-2026	11,850.00
bomops - BOM Operating Account	82810	brooke - BROOKE MYERS	3/27/2026	03-2026	695.00 3/31/2026
bomops - BOM Operating Account	82811	brownbr - BROWN & BROWN OF LOUISIANA, LLC	3/27/2026	03-2026	57,428.44
bomops - BOM Operating Account	82812	cintas - CINTAS CORP	3/27/2026	03-2026	70.91
bomops - BOM Operating Account	82813	city-uti - CITY OF ALEXANDRIA-UTILITY	3/27/2026	03-2026	39.03
bomops - BOM Operating Account	82814	cleco - CLECO POWER LLC	3/27/2026	03-2026	151.64
bomops - BOM Operating Account	82815	communit - COMMUNITY COFFEE CO. LLC	3/27/2026	03-2026	297.58
bomops - BOM Operating Account	82816	deborahm - DEBORAH MURPHY LAGOS & ASSOC.	3/27/2026	03-2026	18,705.00
bomops - BOM Operating Account	82817	eaglejac - EAGLE SERVICE COMPANY INC	3/27/2026	03-2026	180.79

Payment Summary

Bank=bomops AND mm/yy=03/2026-03/2026 AND All Checks=Yes AND Include Voids=All Checks

bomops - BOM Operating Account	82818	grimesin - GRIMES INDUSTRIAL SUPPLY, LLC	3/27/2026	03-2026	116.43
bomops - BOM Operating Account	82819	jbbuildings - JB BUILDINGS, LLC	3/27/2026	03-2026	59,960.70
bomops - BOM Operating Account	82820	lagfoa - LA GFOA CONFERENCE	3/27/2026	03-2026	450.00
bomops - BOM Operating Account	82821	lamarcom - LAMAR COMPANIES	3/27/2026	03-2026	1,333.33
bomops - BOM Operating Account	82822	lrcorp - LCR CORPORATION-M	3/27/2026	03-2026	75.99
bomops - BOM Operating Account	82823	leaf - LEAF	3/27/2026	03-2026	259.19
bomops - BOM Operating Account	82824	lowes - LOWE'S	3/27/2026	03-2026	481.45
bomops - BOM Operating Account	82825	napa - NAPA AUTO PARTS	3/27/2026	03-2026	150.80
bomops - BOM Operating Account	82826	nigp - NATIONAL INSTITUTE OF PUBLIC PROCUREMENT	3/27/2026	03-2026	395.00
bomops - BOM Operating Account	82827	quadfin - QUADIENT FINANCE USA, INC	3/27/2026	03-2026	239.00
bomops - BOM Operating Account	82828	rapsheri - RAPIDES PARISH SHERIFF DEPT.	3/27/2026	03-2026	31,267.52
bomops - BOM Operating Account	82829	robinewi - ROBIN EWING POOL SUPPLIES INC.	3/27/2026	03-2026	93.50
bomops - BOM Operating Account	82830	sherwin - SHERWIN-WILLIAMS CO.	3/27/2026	03-2026	102.36
bomops - BOM Operating Account	82831	simpsons - CONVERGINT TECHNOLOGY LLC	3/27/2026	03-2026	330.00
bomops - BOM Operating Account	82832	swarco - SWARCO ROAD MARKING SYSTEMS	3/27/2026	03-2026	1,335.00
bomops - BOM Operating Account	82833	tetersfa - TETERS FAUCET PARTS	3/27/2026	03-2026	1,023.99
ops - Regions Operating Account	78670	denahd - DENAH DUREN-RUSSELL	3/30/2026	03-2026	-300.00
ops - Regions Operating Account	80884	bankm - BANK OF MONTGOMERY OPERATING ACCOUN	3/6/2026	03-2026	104,000.00 3/31/2026
ops - Regions Operating Account	80885	bankm - BANK OF MONTGOMERY OPERATING ACCOUN	3/11/2026	03-2026	1,220.77 3/31/2026
					1,203,297.32

Payment Detail

Bank=bomops AND mm/yy=03/2026-03/2026 AND All Checks=Yes AND Include Voids=All Checks

Check#	Bank - Vendor - Date	Payable #	Property	Amount	Account
29 (bomops) - LWCC (lwcc) - 03/02/26 (03/26)					
	01/2026 WORKERS COMP, PREMIUM ADJUSTMENT	P-15837	finprop	8,994.06	243000 - WORKERS' COMP INS PAYABLE
Total 29 (bomops) - LWCC (lwcc) - 03/02/26 (03/26)				8,994.06	
30 (bomops) - EMPOWER (empower) - 03/05/26 (03/26)					
	02/06/2026 DEFERRED COMP	P-15840	finprop	12,639.63	235000 - DEFERRED COMP PAYABLE
	02/06/2026 DEFERRED COMP IRA	P-15840	finprop	961.93	236000 - ROTH IRA WITHHOLDINGS
	02/20/2026 DEFERRED COMP	P-15841	finprop	12,585.66	235000 - DEFERRED COMP PAYABLE
	02/20/2026 DEFERRED COMP IRA	P-15841	finprop	961.93	236000 - ROTH IRA WITHHOLDINGS
Total 30 (bomops) - EMPOWER (empower) - 03/05/26 (03/26)				27,149.15	
31 (bomops) - NATIONWIDE (nationw) - 03/10/26 (03/26)					
	03/06/2026 DEFERRED COMP	P-15901	finprop	296.19	235000 - DEFERRED COMP PAYABLE
Total 31 (bomops) - NATIONWIDE (nationw) - 03/10/26 (03/26)				296.19	
32 (bomops) - TSC (tsc) - 03/10/26 (03/26)					
	ESCROW ACCOUNT FUNDING	P-15842	finprop	1,500.00	356200 - MISCELLANEOUS REVENUES
Total 32 (bomops) - TSC (tsc) - 03/10/26 (03/26)				1,500.00	
33 (bomops) - EMPOWER (empower) - 03/10/26 (03/26)					
	03/06/2026 DEFERRED COMP	P-15900	finprop	12,669.78	235000 - DEFERRED COMP PAYABLE
	03/06/2026 DEFERRED COMP IRA	P-15900	finprop	961.93	236000 - ROTH IRA WITHHOLDINGS
Total 33 (bomops) - EMPOWER (empower) - 03/10/26 (03/26)				13,631.71	
34 (bomops) - SHERWEB (sherweb) - 03/11/26 (03/26)					
	03/2026 OUTLOOK 365	P-15897	1611	110.28	451100 - IT / SOFTWARE SERVICES
	03/2026 OUTLOOK 365	P-15897	1611	28.32	451100 - IT / SOFTWARE SERVICES
	03/2026 OUTLOOK 365	P-15897	1611	201.97	451100 - IT / SOFTWARE SERVICES
	03/2026 OUTLOOK 365	P-15897	1611	288.03	451100 - IT / SOFTWARE SERVICES
	03/2026 OUTLOOK 365	P-15897	2101	80.96	451100 - IT / SOFTWARE SERVICES
	03/2026 OUTLOOK 365	P-15897	1100	149.81	451100 - IT / SOFTWARE SERVICES
	03/2026 OUTLOOK 365	P-15897	1329	100.83	451100 - IT / SOFTWARE SERVICES
	03/2026 OUTLOOK 365	P-15897	2015v	91.08	451100 - IT / SOFTWARE SERVICES
	03/2026 OUTLOOK 365	P-15897	6956	106.72	451100 - IT / SOFTWARE SERVICES
Total 34 (bomops) - SHERWEB (sherweb) - 03/11/26 (03/26)				1,158.00	
35 (bomops) - ENTERPRISE FM TRUST (enterp) - 03/12/26 (03/26)					
	03/2026 FLEET MANAGEMENT	P-15942	finprop	2,745.05	441800 - EQUIPMENT - RENTAL
	03/2026 FLEET MANAGEMENT	P-15942	finprop	4,323.21	441800 - EQUIPMENT - RENTAL
	03/2026 FLEET MANAGEMENT	P-15942	finprop	1,961.56	441800 - EQUIPMENT - RENTAL
	03/2026 FLEET MANAGEMENT	P-15942	finprop	946.02	441800 - EQUIPMENT - RENTAL
	03/2026 FLEET MANAGEMENT	P-15942	finprop	9,775.26	441800 - EQUIPMENT - RENTAL
	03/2026 FLEET MANAGEMENT	P-15942	finprop	581.84	441800 - EQUIPMENT - RENTAL
	03/2026 FLEET MANAGEMENT	P-15942	finprop	925.92	441800 - EQUIPMENT - RENTAL
	03/2026 FLEET MANAGEMENT	P-15942	finprop	3,475.59	441800 - EQUIPMENT - RENTAL
Total 35 (bomops) - ENTERPRISE FM TRUST (enterp) - 03/12/26 (03/26)				24,734.45	
36 (bomops) - AFLAC (aflac) - 03/31/26 (03/26)					
	03/2026 EMPLOYEE PREMIUMS	P-16130	finprop	353.10	238000 - AFLAC PREMIUMS PAYABLE
Total 36 (bomops) - AFLAC (aflac) - 03/31/26 (03/26)				353.10	
37 (bomops) - BLUECROSS BLUESHIELD (bluecr) - 03/31/26 (03/26)					
	04/2026 HEALTH INSURANCE PREMIUMS	P-16131	finprop	5,469.06	414000 - HEALTH INSURANCE
	04/2026 HEALTH INSURANCE PREMIUMS	P-16131	finprop	1,887.84	414000 - HEALTH INSURANCE
	04/2026 HEALTH INSURANCE PREMIUMS	P-16131	finprop	5,837.02	414000 - HEALTH INSURANCE
	04/2026 HEALTH INSURANCE PREMIUMS	P-16131	finprop	6,145.92	414000 - HEALTH INSURANCE
	04/2026 HEALTH INSURANCE PREMIUMS	P-16131	finprop	11,665.04	414000 - HEALTH INSURANCE
	04/2026 HEALTH INSURANCE PREMIUMS	P-16131	finprop	8,123.98	414000 - HEALTH INSURANCE
	04/2026 HEALTH INSURANCE PREMIUMS	P-16131	finprop	11,977.39	414000 - HEALTH INSURANCE
	04/2026 HEALTH INSURANCE PREMIUMS	P-16131	finprop	7,903.29	414000 - HEALTH INSURANCE

Payment Detail

Bank=bomops AND mm/yy=03/2026-03/2026 AND All Checks=Yes AND Include Voids=All Checks

04/2026 HEALTH INSURANCE PREMIUMS	P-16131	finprop	8,368.06	237000 - HEALTH INSURANCE PAYABLE
Total 37 (bomops) - BLUECROSS BLUESHIELD (bluecr) - 03/31/26 (03/26)			67,377.60	
38 (bomops) - NATIONWIDE (nationw) - 03/31/26 (03/26)				
03/20/2026 DEFERRED COMP	P-16132	finprop	296.19	235000 - DEFERRED COMP PAYABLE
Total 38 (bomops) - NATIONWIDE (nationw) - 03/31/26 (03/26)			296.19	
39 (bomops) - EMPOWER (empower) - 03/27/26 (03/26)				
03/20/2026 DEFERRED COMP	P-16133	finprop	12,618.27	235000 - DEFERRED COMP PAYABLE
03/20/2026 DEFERRED COMP IRA	P-16133	finprop	961.93	236000 - ROTH IRA WITHHOLDINGS
Total 39 (bomops) - EMPOWER (empower) - 03/27/26 (03/26)			13,580.20	
82681 (bomops) - ADVANCED OFFICE SYSTEMS INC (advoffi) - 03/06/26 (03/26)				
02/2026 COPIER MAINTENANCE TOSHIBA 4525 AND 5525	P-15757	1611	219.04	461600 - EQUIPMENT MAINTENANCE
Total 82681 (bomops) - ADVANCED OFFICE SYSTEMS INC (advoffi) - 03/06/26 (03/26)			219.04	
82682 (bomops) - AMAZON CAPITAL SERVICES (amazon) - 03/06/26 (03/26)				
26-1117 WRAPPED CUTLERY PACKS	P-15682	6956	17.87	442300 - OPERATING SUPPLIES
26-1117 12 OZ. STYROFOAM BOWLS	P-15682	6956	30.50	442300 - OPERATING SUPPLIES
26-1117 HEFTY SUPREME SAUCERS	P-15682	6956	34.00	442300 - OPERATING SUPPLIES
26-1117 HEFTY SUPREME DIVIDER PLATES	P-15682	6956	34.90	442300 - OPERATING SUPPLIES
26-1117 WHITE DINNER NAPKINS	P-15682	6956	60.90	442300 - OPERATING SUPPLIES
26-1117 H40 3-RING BINDER PLASTIC DIVIDER FOLDERS	P-15682	6956	28.69	442200 - OFFICE SUPPLIES
26-1117 3-RING LETTER BINDERS	P-15682	6956	27.54	442200 - OFFICE SUPPLIES
26-1117 12CT. FLAIR FELT TIP PENS	P-15682	6956	18.73	442200 - OFFICE SUPPLIES
26-1017 SPIN MOP REPLACEMENTS	P-15783	1329	32.28	442100 - JANITORIAL
26-1017 MCI TRAILER MAX-AIR VENT COVER	P-15783	1329	30.84	463700 - VEHICLE MAINTENANCE - ARFF
Total 82682 (bomops) - AMAZON CAPITAL SERVICES (amazon) - 03/06/26 (03/26)			316.25	
82683 (bomops) - AT & T (att) - 03/06/26 (03/26)				
02/2026 LANDSIDE INTERNET	P-15813	2015v	616.63	431000 - UTILITIES - CABLE / INTERNET
02/2026 AIRFIELD INTERNET	P-15813	2101	616.63	431000 - UTILITIES - CABLE / INTERNET
Total 82683 (bomops) - AT & T (att) - 03/06/26 (03/26)			1,233.26	
82684 (bomops) - AT & T (attmobt) - 03/06/26 (03/26)				
02/2026 INTERNET TERMINAL	P-15814	1100	179.99	431000 - UTILITIES - CABLE / INTERNET
Total 82684 (bomops) - AT & T (attmobt) - 03/06/26 (03/26)			179.99	
82685 (bomops) - ATLAS CROSSING (attscros) - 03/06/26 (03/26)				
02/2026 CONSULTING SERVICES	P-15776	finprop	10,000.00	452300 - PROFESSIONAL SERVICES - CONSULTING
Total 82685 (bomops) - ATLAS CROSSING (attscros) - 03/06/26 (03/26)			10,000.00	
82686 (bomops) - BALDRIDGE DUMAS COMMUNICATIONS INC (baldri) - 03/06/26 (03/26)				
02/2026 RADIO ADS	P-15820	finprop	100.00	421050 - ADVERTISING
02/2026 RADIO ADS	P-15820	finprop	87.50	421050 - ADVERTISING
02/2026 RADIO ADS	P-15820	finprop	62.50	421050 - ADVERTISING
02/2026 RADIO ADS	P-15821	finprop	100.00	421050 - ADVERTISING
02/2026 RADIO ADS	P-15821	finprop	87.50	421050 - ADVERTISING
02/2026 RADIO ADS	P-15821	finprop	62.50	421050 - ADVERTISING
Total 82686 (bomops) - BALDRIDGE DUMAS COMMUNICATIONS INC (baldri) - 03/06/26 (03/26)			500.00	
82687 (bomops) - BROWN & BROWN OF LOUISIANA, LLC (brownbr) - 03/06/26 (03/26)				
POLICY HSLR180082914 POLICY CHANGE	P-15838	finprop	68.15	142000 - PREPAID INSURANCE
Total 82687 (bomops) - BROWN & BROWN OF LOUISIANA, LLC (brownbr) - 03/06/26 (03/26)			68.15	
82688 (bomops) - CINTAS CORP (cintas) - 03/06/26 (03/26)				
26-0044 4X8 LOGO MAT QTY 4	P-15764	1100	22.00	453400 - PURCHASED SERVICES - JANITORIAL
26-0044 3X5 EXTRACTION MAT ONYX QTY 6	P-15764	1100	15.00	453400 - PURCHASED SERVICES - JANITORIAL
26-0044 24" DUST MOP QTY 8	P-15764	1100	10.73	453400 - PURCHASED SERVICES - JANITORIAL
26-0044 SERVICE CHARGE	P-15764	1100	23.18	453400 - PURCHASED SERVICES - JANITORIAL
Total 82688 (bomops) - CINTAS CORP (cintas) - 03/06/26 (03/26)			70.91	
82689 (bomops) - CLECO POWER LLC (cleco) - 03/06/26 (03/26)				

Payment Detail

Bank=bomops AND mm/yy=03/2026-03/2026 AND All Checks=Yes AND Include Voids=All Checks

02/2026 6956 ENGLAND OAKS	P-15806	6956	46.16	432000 - UTILITIES - ELECTRIC
02/2026 1108 DAOUST DR	P-15823	1108dao	1,227.02	432000 - UTILITIES - ELECTRIC
02/2026 1107 DAOUST DR	P-15824	1107dao	220.08	432000 - UTILITIES - ELECTRIC
02/2026 1014 COUNCIL DR B	P-15825	6956	41.68	432000 - UTILITIES - ELECTRIC
02/2026 1021 COUNCIL DR A	P-15826	6956	63.97	432000 - UTILITIES - ELECTRIC
02/2026 1011 DAOUST DR	P-15827	6956	33.36	432000 - UTILITIES - ELECTRIC
02/2026 1016 NORMAN DR A	P-15828	6956	24.75	432000 - UTILITIES - ELECTRIC
02/2026 1023 NORMAN DR B	P-15829	6956	49.35	432000 - UTILITIES - ELECTRIC
02/2026 1208 NORMAN DR A	P-15830	6956	30.95	432000 - UTILITIES - ELECTRIC
02/2026 GATE	P-15831	6956	26.12	432000 - UTILITIES - ELECTRIC
02/2026 6968 ENGLAND DR	P-15832	6956	1,240.55	432000 - UTILITIES - ELECTRIC
02/2026 4520 DAOUST DR	P-15833	6956	83.51	432000 - UTILITIES - ELECTRIC
02/2026 1009 COUNCIL DR B	P-15834	6956	26.72	432000 - UTILITIES - ELECTRIC
Total 82689 (bomops) - CLECO POWER LLC (cleco) - 03/06/26 (03/26)				3,114.22
82690 (bomops) - COBURNS (coburns) - 03/06/26 (03/26)				
U=B-1433 :26-1031 PLUMBING & WATER HEATER FOR BATHROOM	P-15630	2109	814.97	462900 - PLUMBING MAINTENANCE
U=1402HIC :26-1099 MATERIAL NEEDED TO CORRECT PLUMBING INSIDE 1402 HICKORY WHERE CAR CRASHED INTO APARTMENT - OLD DAMAGE	P-15632	1400hic	186.12	950500 - EEIDD FUNDED
26-1054 CABLE FOR SEWER MACHINE, RIGID	P-15713	2015v	539.20	442500 - SMALL TOOLS & EQUIPMENT
	P-15713	2015v	-10.78	442500 - SMALL TOOLS & EQUIPMENT
	P-15798	heritage	-1.24	463000 - REPAIRS & MAINTENANCE - OTHER
26-1146 40X40 PLASTIC PAD TO USE AS COVER FOR PIT AT HERITAGE PARK	P-15798	heritage	62.00	463000 - REPAIRS & MAINTENANCE - OTHER
Total 82690 (bomops) - COBURNS (coburns) - 03/06/26 (03/26)				1,590.27
82691 (bomops) - CMC CONSTRUCTION SERVICES (constmat) - 03/06/26 (03/26)				
26-1097 BAGS OF ASPHALT PATCH	P-15715	finprop	420.00	462800 - PAVEMENT REPAIR & MAINTENANCE
Total 82691 (bomops) - CMC CONSTRUCTION SERVICES (constmat) - 03/06/26 (03/26)				420.00
82692 (bomops) - CRYSTAL CLEAR PREMIUM WATERS LLC (crystal) - 03/06/26 (03/26)				
02/2026 WATER COOLER RENTAL	P-15761	6956	9.35	441800 - EQUIPMENT - RENTAL
M26-0066 WATER COOLER RENTAL	P-15761	1103dao	9.35	441800 - EQUIPMENT - RENTAL
M26-0066 WATER COOLER RENTAL	P-15761	1108dao	9.35	441800 - EQUIPMENT - RENTAL
Total 82692 (bomops) - CRYSTAL CLEAR PREMIUM WATERS LLC (crystal) - 03/06/26 (03/26)				28.05
82693 (bomops) - CRYSTAL CLEAN, LLC (crystalcl) - 03/06/26 (03/26)				
26-1091 TO REMOVE OIL, OIL FILTERS, OIL DRUMS, AND ABSORBENT FROM FIRE DEPARTMENT, VEHICLE MAINTENANCE SHOP AND L/S MAINTENANCE SHOP	P-15748	finprop	3,957.67	462000 - HAZARDOUS MATERIAL REMOVAL
REMOVE OIL	P-15748	finprop	1,078.22	462000 - HAZARDOUS MATERIAL REMOVAL
Total 82693 (bomops) - CRYSTAL CLEAN, LLC (crystalcl) - 03/06/26 (03/26)				5,035.89
82694 (bomops) - EXPRESS GLASS (expressg) - 03/06/26 (03/26)				
26-1112 REPLACEMENT BACK GLASS FOR GROUNDS TRUCK, VIN#1C6RREGT2PN59 LIC# 274	P-15786	2113	280.00	463600 - VEHICLE MAINTENANCE
Total 82694 (bomops) - EXPRESS GLASS (expressg) - 03/06/26 (03/26)				280.00
82695 (bomops) - GLCAAAE (glcaaae) - 03/06/26 (03/26)				
26-1173 NAEDC CONFERENCE REGISTRATION FOR DAVID BROUSSARD	P-15770	1611	715.00	422100 - EDUCATION / TRAINING
Total 82695 (bomops) - GLCAAAE (glcaaae) - 03/06/26 (03/26)				715.00
82696 (bomops) - GRIMES INDUSTRIAL SUPPLY, LLC (grimesin) - 03/06/26 (03/26)				
26-1049 100PK BLACK CAN LINERS	P-15784	1718	114.00	442100 - JANITORIAL
26-1049 32OZ CLOROX CLEAN-UP	P-15784	1718	85.41	442100 - JANITORIAL
26-1049 32OZ 409 CLEANER	P-15784	1718	44.91	442100 - JANITORIAL
Total 82696 (bomops) - GRIMES INDUSTRIAL SUPPLY, LLC (grimesin) - 03/06/26 (03/26)				244.32
82697 (bomops) - JOSEPH PAINT INC. (josephpa) - 03/06/26 (03/26)				
26-1028 LABOR AND MATERIAL TO INSTALL FLOORING	P-15677	1015roy	8,824.64	950500 - EEIDD FUNDED
Total 82697 (bomops) - JOSEPH PAINT INC. (josephpa) - 03/06/26 (03/26)				8,824.64
82698 (bomops) - JOURNAL SERVICES, LLC (journal) - 03/06/26 (03/26)				
02/2026 CLICKABLE LEADER BOARD DIGITAL ADS IN PARISH JOURNALS	P-15772	finprop	298.50	421050 - ADVERTISING
02/2026 CLICKABLE LEADER BOARD DIGITAL ADS IN PARISH JOURNALS	P-15772	finprop	447.75	421050 - ADVERTISING
Total 82698 (bomops) - JOURNAL SERVICES, LLC (journal) - 03/06/26 (03/26)				746.25

Payment Detail

Bank=bomops AND mm/yy=03/2026-03/2026 AND All Checks=Yes AND Include Voids=All Checks

82699 (bomops) - LOWE'S (lowes) - 03/06/26 (03/26)

26-1187 BAGS OF SALT FOR SPOT FREE RINSE AT CAR WASH	P-15792	2235	179.40	441400 - CAR WASH OPERATING SUPPLIES
26-1188 2 GANG OUTLET COVERS, STAINLESS STEEL	P-15793	1100	50.00	463300 - TERMINAL BUILDING MAINTENANCE
26-1188 1 GANG SWITCH COVERS, STAINLESS STEEL	P-15793	1100	50.00	463300 - TERMINAL BUILDING MAINTENANCE
26-1188 INDOOR FLOOR FAN FOR BATHROOMS	P-15793	1100	12.19	442100 - JANITORIAL
26-1188 1 GANG OUTLET COVERS, STAINLESS STEEL	P-15793	1100	50.00	463300 - TERMINAL BUILDING MAINTENANCE
26-1189 PROJECT SOURCE WALL CABINETS, WHITE 19"X22"X6"	P-15794	2015v	414.20	463100 - RESIDENTIAL / APARTMENT MAINTENANCE
26-1190 24X80 RIGHT HAND DOOR, INSWING	P-15795	2015v	139.00	463100 - RESIDENTIAL / APARTMENT MAINTENANCE
26-1190 SATIN NICKEL INTERIOR KNOBS, 6 PACK	P-15795	2015v	64.28	463100 - RESIDENTIAL / APARTMENT MAINTENANCE

Total 82699 (bomops) - LOWE'S (lowes) - 03/06/26 (03/26) 959.07

82700 (bomops) - LWCC (lwcc) - 03/06/26 (03/26)

02/2026 WORKERS COMP	P-15815	finprop	4,783.01	243000 - WORKERS' COMP INS PAYABLE
----------------------	---------	---------	----------	------------------------------------

Total 82700 (bomops) - LWCC (lwcc) - 03/06/26 (03/26) 4,783.01

82701 (bomops) - MELVIN TYLER (melvin) - 03/06/26 (03/26)

U=1014COUB :26-1180 PAINT LIVING ROOM & KITCHEN CEILING, VARNISH LAVATORY CABINET, AND TOUCH-UP AND MAKE READY	P-15801	6956	1,300.00	462700 - PAINTING MAINTENANCE
U=1119JIMB :26-1195 REPAIR WALL BEHIND STOVE - HAS HOLES AND NEEDS TO PATCHED	P-15803	6956	200.00	462700 - PAINTING MAINTENANCE

Total 82701 (bomops) - MELVIN TYLER (melvin) - 03/06/26 (03/26) 1,500.00

82702 (bomops) - MEYER, MEYER, LACROIX & HIXSON (meymey) - 03/06/26 (03/26)

SA26-0002 MONTHLY AND QUARTERLY SITE VISITS AND INSPECTIONS, ANNUAL INSPECTION AND TRAINING	P-15740	1100	43.80	452400 - PROFESSIONAL SERVICES - OTHER
SA26-0002 MONTHLY AND QUARTERLY SITE VISITS AND INSPECTIONS, ANNUAL INSPECTION AND TRAINING	P-15740	finprop	58.40	452400 - PROFESSIONAL SERVICES - OTHER
SA26-0002 MONTHLY AND QUARTERLY SITE VISITS AND INSPECTIONS, ANNUAL INSPECTION AND TRAINING	P-15740	finprop	160.60	452400 - PROFESSIONAL SERVICES - OTHER
SA26-0002 MONTHLY AND QUARTERLY SITE VISITS AND INSPECTIONS, ANNUAL INSPECTION AND TRAINING	P-15740	2235	29.20	452400 - PROFESSIONAL SERVICES - OTHER
THROUGH 1/30/26 ENGINEERING AMENDMENT #3, TASK ORDER #2	P-15773	faa	7,738.00	950100 - FAA REIMBURSED
THROUGH 1/30/26 ENGINEERING AMENDMENT #3, TASK ORDER #2	P-15773	dotd	859.50	950200 - DOTD REIMBURSED
THROUGH 1/30/25 ENGINEERING TASK ORDER 3 - BAGGAGE	P-15778	1100	2,500.00	950300 - PFC FUNDED
01/2026 TASK ORDER #5 TERMINAL SEATING	P-15779	1100	1,000.00	710000 - EQUIPMENT - CAPITAL
THROUGH 1/30/26 TASK ORDER#2	P-15780	faa	7,504.00	950100 - FAA REIMBURSED
THROUGH 1/30/26 TASK ORDER#2	P-15780	dotd	833.50	950200 - DOTD REIMBURSED
THROUGH 1/30/26 ENGINEERING SVCS- TERM SEC UPGRADE - FAA FUNDED	P-15835	faa	2,497.00	950100 - FAA REIMBURSED
THROUGH 1/30/26 ENGINEERING SVCS - TERM SEC UPGRADE - DOTD FUNDED	P-15835	dotd	278.00	950200 - DOTD REIMBURSED
THROUGH 1/30/26 ENGINEERING SERVICES AMENDMENT #1	P-15836	faa	8,528.00	950100 - FAA REIMBURSED
THROUGH 1/30/26 ENGINEERING SERVICES AMENDMENT #1	P-15836	dotd	947.00	950200 - DOTD REIMBURSED

Total 82702 (bomops) - MEYER, MEYER, LACROIX & HIXSON (meymey) - 03/06/26 (03/26) 32,977.00

82703 (bomops) - MOORE-GRANT TIRE & SERVICE (moore-gr) - 03/06/26 (03/26)

26-1167 REPLACING FRONT TIRES ON JAMIE GRAY'S TRUCK - LP #273650	P-15789	2113	353.72	463600 - VEHICLE MAINTENANCE
--	---------	------	--------	------------------------------

Total 82703 (bomops) - MOORE-GRANT TIRE & SERVICE (moore-gr) - 03/06/26 (03/26) 353.72

82704 (bomops) - NEXSTAR MEDIA (nexstar) - 03/06/26 (03/26)

02/2026 FOX TV ADS PLUS WEATHER CHANNEL DIGITAL ADS PROMOTING AEX	P-15768	finprop	330.00	421050 - ADVERTISING
02/2026 FOX TV ADS PLUS WEATHER CHANNEL DIGITAL ADS PROMOTING AEX	P-15769	finprop	300.00	421050 - ADVERTISING

Total 82704 (bomops) - NEXSTAR MEDIA (nexstar) - 03/06/26 (03/26) 630.00

82705 (bomops) - NOWLIN LAW FIRM LLC (nowlin) - 03/06/26 (03/26)

02/2026 LEGAL SERVICES	P-15816	finprop	10,932.80	452200 - PROFESSIONAL SERVICES - LEGAL
02/2026 LEGAL SERVICES	P-15817	finprop	6,060.06	452200 - PROFESSIONAL SERVICES - LEGAL
02/2026 LEGAL SERVICES	P-15818	finprop	725.00	452200 - PROFESSIONAL SERVICES - LEGAL
02/2026 PROF SVCS LITIGATION	P-15819	finprop	582.05	850000 - PROFESSIONAL SERVICES - LITIGATION

Total 82705 (bomops) - NOWLIN LAW FIRM LLC (nowlin) - 03/06/26 (03/26) 18,299.91

82706 (bomops) - OAG AVIATION WORLDWIDE LLC (oag) - 03/06/26 (03/26)

02/2026 WEB SERVICES AGREEMENT	P-15675	1100	1,121.34	451100 - IT / SOFTWARE SERVICES
--------------------------------	---------	------	----------	---------------------------------

Total 82706 (bomops) - OAG AVIATION WORLDWIDE LLC (oag) - 03/06/26 (03/26) 1,121.34

82707 (bomops) - PAN AMERICAN ENGINEERS LLC (pan) - 03/06/26 (03/26)

THROUGH 1/31/26 WORK ORDER #11	P-15709	faa	74,820.00	950100 - FAA REIMBURSED
THROUGH 1/31/26 WORK ORDER #11	P-15709	dotd	3,937.70	950200 - DOTD REIMBURSED

Payment Detail

Bank=bomops AND mm/yy=03/2026-03/2026 AND All Checks=Yes AND Include Voids=All Checks

RECORDING FEE CHANGE ORDER	P-15808	faa	188.00	950100 - FAA REIMBURSED
RECORDING FEE CHANGE ORDER	P-15808	dotd	21.10	950200 - DOTD REIMBURSED
Total 82707 (bomops) - PAN AMERICAN ENGINEERS LLC (pan) - 03/06/26 (03/26)			78,966.80	
82708 (bomops) - PAULA LAZARONE (paulalaz) - 03/06/26 (03/26)				
MILEAGE 12/1/25 TO 2/28/26	P-15752	1611	75.08	424100 - TRAVEL
Total 82708 (bomops) - PAULA LAZARONE (paulalaz) - 03/06/26 (03/26)			75.08	
82709 (bomops) - PREMIER FIRE EQUIPMENT LLC (premier) - 03/06/26 (03/26)				
A26-1136 FLOW TEST SCOTT SCBA & INSPECTION	P-15741	1329	1,101.00	461600 - EQUIPMENT MAINTENANCE
A26-1136 BATTERY BOARDS	P-15741	1329	101.31	461600 - EQUIPMENT MAINTENANCE
A26-1136 AA BATTERIES	P-15741	1329	9.38	461600 - EQUIPMENT MAINTENANCE
A26-1136 9V BATTERIES	P-15741	1329	4.69	461600 - EQUIPMENT MAINTENANCE
Total 82709 (bomops) - PREMIER FIRE EQUIPMENT LLC (premier) - 03/06/26 (03/26)			1,216.38	
82710 (bomops) - REXEL, INC (rexel-so) - 03/06/26 (03/26)				
26-0915 TERMINAL RAMP LIGHTING FIXTURES	P-15674	1100	4,597.00	463300 - TERMINAL BUILDING MAINTENANCE
Total 82710 (bomops) - REXEL, INC (rexel-so) - 03/06/26 (03/26)			4,597.00	
82711 (bomops) - ROBIN EWING POOL SUPPLIES INC. (robinewi) - 03/06/26 (03/26)				
02/2026 CLEANING SERVICE	P-15762	1108dao	210.00	454100 - OTHER SERVICES
M26-0067 SUPPLIES FOR MAINTENANCE & CLEANING	P-15762	1108dao	27.72	442300 - OPERATING SUPPLIES
Total 82711 (bomops) - ROBIN EWING POOL SUPPLIES INC. (robinewi) - 03/06/26 (03/26)			237.72	
82712 (bomops) - SAYES OFFICE SUPPLY (sayesoff) - 03/06/26 (03/26)				
26-1191 DOUBLE A EVERYDAY MULTI-PURPOSE PAPER, WHITE	P-15796	6956	131.97	442200 - OFFICE SUPPLIES
Total 82712 (bomops) - SAYES OFFICE SUPPLY (sayesoff) - 03/06/26 (03/26)			131.97	
82713 (bomops) - SOUTHERN CREATIONS (soucreat) - 03/06/26 (03/26)				
02/2026 CATERED MEAL	P-15782	1108dao	1,219.25	423100 - PROMOTIONS/SPONSORSHIPS
Total 82713 (bomops) - SOUTHERN CREATIONS (soucreat) - 03/06/26 (03/26)			1,219.25	
82714 (bomops) - STORER EQUIPMENT CO., INC. (storereq) - 03/06/26 (03/26)				
26-0947 REPAIR COST FOR DOMESTIC BACKFLOW	P-15711	1100	1,073.05	463300 - TERMINAL BUILDING MAINTENANCE
Total 82714 (bomops) - STORER EQUIPMENT CO., INC. (storereq) - 03/06/26 (03/26)			1,073.05	
82715 (bomops) - OPTIMUM (sudlink) - 03/06/26 (03/26)				
03/2026 1103 DAOUST DR	P-15750	1103dao	294.04	431000 - UTILITIES - CABLE / INTERNET
Total 82715 (bomops) - OPTIMUM (sudlink) - 03/06/26 (03/26)			294.04	
82716 (bomops) - OPTIMUM (sudlink) - 03/06/26 (03/26)				
03/2026 6956 ENGLAND DR	P-15751	6956	533.78	431000 - UTILITIES - CABLE / INTERNET
Total 82716 (bomops) - OPTIMUM (sudlink) - 03/06/26 (03/26)			533.78	
82717 (bomops) - OPTIMUM (sudlink) - 03/06/26 (03/26)				
03/2026 CABLE INTERNET ADMIN BUILDING	P-15809	1611	345.70	431000 - UTILITIES - CABLE / INTERNET
Total 82717 (bomops) - OPTIMUM (sudlink) - 03/06/26 (03/26)			345.70	
82718 (bomops) - SUMMER STEINER (summerst) - 03/06/26 (03/26)				
UBER - AAAE FINANCE & ADMIN CONFERENCE	P-15807	1611	64.94	424100 - TRAVEL
Total 82718 (bomops) - SUMMER STEINER (summerst) - 03/06/26 (03/26)			64.94	
82719 (bomops) - TETERS FAUCET PARTS (tetersfa) - 03/06/26 (03/26)				
BRANCH TAILPIECE	P-15785	2015v	25.12	462900 - PLUMBING MAINTENANCE
BRANCH TAILPIECE	P-15785	2015v	25.12	462900 - PLUMBING MAINTENANCE
Total 82719 (bomops) - TETERS FAUCET PARTS (tetersfa) - 03/06/26 (03/26)			50.24	
82720 (bomops) - T K ELEVATOR CORP (tkele) - 03/06/26 (03/26)				
02/2026 ELEVATOR MAINT ENGLAND AUTHORITY-2 QTRS	P-15790	1611	221.54	461500 - ELEVATORS & ESCALATORS
02/2026 ELEVATOR MAINT NSU#1-2 QTRS	P-15790	1410	221.54	461500 - ELEVATORS & ESCALATORS
02/2026 ELEVATOR MAINT NSU#2-2 QTRS	P-15790	7228	221.54	461500 - ELEVATORS & ESCALATORS
02/2026 ELEVATOR MAINT RPSO-2 QTRS	P-15790	2005	221.54	461500 - ELEVATORS & ESCALATORS
03/2026-04/2026	P-15790	1611	443.07	141000 - PREPAID EXPENSES

Payment Detail

Bank=bomops AND mm/yy=03/2026-03/2026 AND All Checks=Yes AND Include Voids=All Checks

03/2026-04/2026	P-15790	1410	443.07	141000 - PREPAID EXPENSES
03/2026-04/2026	P-15790	7228	443.07	141000 - PREPAID EXPENSES
03/2026-04/2026	P-15790	2005	443.07	141000 - PREPAID EXPENSES

Total 82720 (bomops) - T K ELEVATOR CORP (tkele) - 03/06/26 (03/26) 2,658.44

82721 (bomops) - CENTRAL VOICE & DATA LLC. (turnerte) - 03/06/26 (03/26)

03/2026 MANAGED SERVICES	P-15754	1611	589.45	451100 - IT / SOFTWARE SERVICES
M26-0055 2025/2026 MANAGED SERVICES	P-15754	1611	147.36	451100 - IT / SOFTWARE SERVICES
M26-0055 2025/2026 MANAGED SERVICES	P-15754	1611	442.11	451100 - IT / SOFTWARE SERVICES
M26-0055 2025/2026 MANAGED SERVICES	P-15754	1611	405.26	451100 - IT / SOFTWARE SERVICES
M26-0055 2025/2026 MANAGED SERVICES	P-15754	2101	221.04	451100 - IT / SOFTWARE SERVICES
M26-0055 2025/2026 MANAGED SERVICES	P-15754	1100	1,363.17	451100 - IT / SOFTWARE SERVICES
M26-0055 2025/2026 MANAGED SERVICES	P-15754	1611	221.06	451100 - IT / SOFTWARE SERVICES
M26-0055 2025/2026 MANAGED SERVICES	P-15754	1329	147.37	451100 - IT / SOFTWARE SERVICES
M26-0055 2025/2026 MANAGED SERVICES	P-15754	2235	73.69	451100 - IT / SOFTWARE SERVICES
M26-0055 2025/2026 MANAGED SERVICES	P-15754	2015v	73.68	451100 - IT / SOFTWARE SERVICES
M26-0055 2025/2026 MANAGED SERVICES	P-15754	1611	73.69	451100 - IT / SOFTWARE SERVICES
M26-0055 2025/2026 MANAGED SERVICES	P-15754	6956	442.12	451100 - IT / SOFTWARE SERVICES
03/2026 SIEM AND SECURITY SERVICES	P-15755	1611	127.28	451100 - IT / SOFTWARE SERVICES
M26-0056 SIEM AND SECURITY SERVICES	P-15755	1611	31.82	451100 - IT / SOFTWARE SERVICES
M26-0056 SIEM AND SECURITY SERVICES	P-15755	1611	222.74	451100 - IT / SOFTWARE SERVICES
M26-0056 SIEM AND SECURITY SERVICES	P-15755	1611	206.83	451100 - IT / SOFTWARE SERVICES
M26-0056 SIEM AND SECURITY SERVICES	P-15755	2113	31.82	451100 - IT / SOFTWARE SERVICES
M26-0056 SIEM AND SECURITY SERVICES	P-15755	2101	190.92	451100 - IT / SOFTWARE SERVICES
M26-0056 SIEM AND SECURITY SERVICES	P-15755	1100	143.19	451100 - IT / SOFTWARE SERVICES
M26-0056 SIEM AND SECURITY SERVICES	P-15755	1611	31.82	451100 - IT / SOFTWARE SERVICES
M26-0056 SIEM AND SECURITY SERVICES	P-15755	1329	95.46	451100 - IT / SOFTWARE SERVICES
M26-0056 SIEM AND SECURITY SERVICES	P-15755	2015v	95.45	451100 - IT / SOFTWARE SERVICES
M26-0056 SIEM AND SECURITY SERVICES	P-15755	1611	31.81	451100 - IT / SOFTWARE SERVICES
M26-0056 SIEM AND SECURITY SERVICES	P-15755	6956	190.86	451100 - IT / SOFTWARE SERVICES
03/2026 FIREWALL MANAGED SERVICES	P-15756	1718	15.00	451100 - IT / SOFTWARE SERVICES
FIREWALL MANAGED SERVICE	P-15756	1718	410.00	451100 - IT / SOFTWARE SERVICES
03/2026 FIREWALL MANAGED SERVICES	P-15758	1611	365.00	451100 - IT / SOFTWARE SERVICES
M26-0053 FIREWALL MANAGED SERVICES	P-15758	2101	80.00	451100 - IT / SOFTWARE SERVICES
M26-0053 FIREWALL MANAGED SERVICES	P-15758	1100	590.00	451100 - IT / SOFTWARE SERVICES
M26-0053 FIREWALL MANAGED SERVICES	P-15758	1329	190.00	451100 - IT / SOFTWARE SERVICES
M26-0053 FIREWALL MANAGED SERVICES	P-15758	2235	75.00	451100 - IT / SOFTWARE SERVICES
M26-0053 FIREWALL MANAGED SERVICES	P-15758	2015v	80.00	451100 - IT / SOFTWARE SERVICES
M26-0053 FIREWALL MANAGED SERVICES	P-15758	1613	115.00	451100 - IT / SOFTWARE SERVICES
M26-0053 FIREWALL MANAGED SERVICES	P-15758	6956	155.00	451100 - IT / SOFTWARE SERVICES
03/2026 WIFI ACCESS POINT MANAGED SERVICES	P-15759	1100	35.00	451100 - IT / SOFTWARE SERVICES
03/2026 MANAGED SERVICES FOR FIREWALL - 6 MOS. THRU 6/2026	P-15760	1108dao	68.33	451100 - IT / SOFTWARE SERVICES
M26-1039 MANAGED SERVICES FOR FIREWALL - 6 MOS. THRU 6/2026	P-15760	1103dao	68.33	451100 - IT / SOFTWARE SERVICES
M26-1039 MANAGED SERVICES FOR FIREWALL - 6 MOS. THRU 6/2026	P-15760	1107dao	68.34	451100 - IT / SOFTWARE SERVICES

Total 82721 (bomops) - CENTRAL VOICE & DATA LLC. (turnerte) - 03/06/26 (03/26) 7,915.00

82722 (bomops) - UPWARD OUTDOOR MEDIA LLC (upwardo) - 03/06/26 (03/26)

03/2026 NATCHITOCHE AND LEESVILLE DIGITAL BILLBOARD ADVERTISING	P-15767	finprop	280.00	421050 - ADVERTISING
03/2026 NATCHITOCHE LEESVILLE DIGITAL BILLBOARD ADVERTISING	P-15767	finprop	320.00	421050 - ADVERTISING
03/2026 NATCHITOCHE AND LEESVILLE DIGITAL BILLBOARD ADVERTISING	P-15767	finprop	200.00	421050 - ADVERTISING

Total 82722 (bomops) - UPWARD OUTDOOR MEDIA LLC (upwardo) - 03/06/26 (03/26) 800.00

82723 (bomops) - WASTE CONNECTIONS BAYOU INC (wcbayoui) - 03/06/26 (03/26)

03/2026 1107 DAOUST DR	P-15706	1107dao	426.48	435000 - UTILITIES - WASTE COLLECTION
02/2026 2015 VANDELVELDE	P-15749	2015v	236.12	435000 - UTILITIES - WASTE COLLECTION
02/2026 2113 FRANK LUKE BLVD	P-15810	2113	707.46	435000 - UTILITIES - WASTE COLLECTION
02/2026 ROLL OFF 2113 FRANK LUKE BLVD	P-15811	2113	51.15	435000 - UTILITIES - WASTE COLLECTION
02/2026 BLDG 1730	P-15812	2101	650.52	435000 - UTILITIES - WASTE COLLECTION
03/2026 COMMERCIAL PICKUP	P-15822	1611	121.68	435000 - UTILITIES - WASTE COLLECTION
03/2026 COMMERCIAL PICKUP	P-15822	2101	121.68	435000 - UTILITIES - WASTE COLLECTION
03/2026 COMMERCIAL PICKUP	P-15822	1100	972.64	435000 - UTILITIES - WASTE COLLECTION
03/2026 COMMERCIAL PICKUP	P-15822	2235	121.68	435000 - UTILITIES - WASTE COLLECTION
03/2026 COMMERCIAL PICKUP	P-15822	2015v	121.68	435000 - UTILITIES - WASTE COLLECTION

Payment Detail

Bank=bomops AND mm/yy=03/2026-03/2026 AND All Checks=Yes AND Include Voids=All Checks

03/2026 COMMERCIAL PICKUP	P-15822	2113	121.68	435000 - UTILITIES - WASTE COLLECTION
03/2026 COMMERCIAL PICKUP	P-15822	1718	243.16	435000 - UTILITIES - WASTE COLLECTION
Total 82723 (bomops) - WASTE CONNECTIONS BAYOU INC (wcbayoui) - 03/06/26 (03/26)			3,895.93	
82724 (bomops) - YANKEE CLIPPER (yankee) - 03/06/26 (03/26)				
02/2026 MOWING SERVICE FLOWER BED MAINTENANCE AND ANNUAL LEAF CLEAN UP	P-15775	6956	8,860.00	461900 - GROUNDS MAINTENANCE
02/2026 GROUNDS MAINTENANCE	P-15802	finprop	6,594.00	461900 - GROUNDS MAINTENANCE
02/2026 GROUNDS MAINTENANCE	P-15802	finprop	4,396.00	461900 - GROUNDS MAINTENANCE
Total 82724 (bomops) - YANKEE CLIPPER (yankee) - 03/06/26 (03/26)			19,850.00	
82725 (bomops) - AMAZON CAPITAL SERVICES (amazon) - 03/13/26 (03/26)				
26-1156 4 PACK FRIGIDARE DRIP PANS	P-15718	2015v	90.00	461200 - APPLIANCE REPAIR & MAINTENACE
26-1156 4 PACK GE/HOTPOINT DRIP PANS	P-15718	2015v	82.15	461200 - APPLIANCE REPAIR & MAINTENACE
26-1156 OVEN T-STATS	P-15718	2015v	316.66	461200 - APPLIANCE REPAIR & MAINTENACE
U=1014COUB :26-1160 CALYX INTERIORS CORDLESS WHITE 1" LIGHT FILTERING MINI BLINDS, 34"X60"	P-15720	6956	55.20	463100 - RESIDENTIAL / APARTMENT MAINTENANCE
26-1117 WRAPPED CUTLERY PACKS	P-15721	6956	13.73	442300 - OPERATING SUPPLIES
26-1117 WHITE DINNER NAPKINS	P-15721	6956	13.06	442300 - OPERATING SUPPLIES
26-1134 ALUMINUM INSPECTION TAG FOR FIRE EXTINGUISHER WITH ZIP TIE SET TAGS	P-15742	1329	27.99	461600 - EQUIPMENT MAINTENANCE
26-1154 16 INCH MODERN BATHROOM VANITY LIGHTS, LED CHROME	P-15788	2015v	168.00	463100 - RESIDENTIAL / APARTMENT MAINTENANCE
26-1154 6PK LED 12 INCH CEILING LIGHTS	P-15788	2015v	57.00	463100 - RESIDENTIAL / APARTMENT MAINTENANCE
26-1154 16" MODERN BATHROOM VANITY LIGHTS, LED CHROME	P-15788	2015v	179.57	463100 - RESIDENTIAL / APARTMENT MAINTENANCE
26-1147 UNIVERSAL BATHROOM EXHAUST FAN MOTORS	P-15799	2015v	139.90	463100 - RESIDENTIAL / APARTMENT MAINTENANCE
26-1147 BRASS DOORHOLE COVER PLATES	P-15799	2015v	102.00	463100 - RESIDENTIAL / APARTMENT MAINTENANCE
LANYARDS	P-15853	1100	47.81	442200 - OFFICE SUPPLIES
Total 82725 (bomops) - AMAZON CAPITAL SERVICES (amazon) - 03/13/26 (03/26)			1,295.06	
82726 (bomops) - AT&T (attatl) - 03/13/26 (03/26)				
03/2026 ALARM LINE TERMINAL	P-15878	1100	50.81	434000 - UTILITIES - PHONE SERVICE - LAND
Total 82726 (bomops) - AT&T (attatl) - 03/13/26 (03/26)			50.81	
82727 (bomops) - BAYOU MOSQUITO & PEST MGMT LLC (bayoumos) - 03/13/26 (03/26)				
02/2026 PEST CONTROL	P-15753	2105	20.00	453600 - PURCHASED SERVICES - PEST CONTROL
U=B-1433 :M26-0041 MONTHLY PEST CONTROL	P-15753	2109	20.00	453600 - PURCHASED SERVICES - PEST CONTROL
U=B-1434 :M26-0041 MONTHLY PEST CONTROL	P-15753	2113	20.00	453600 - PURCHASED SERVICES - PEST CONTROL
U=B-1803 :M26-0041 MONTHLY PEST CONTROL	P-15753	1611	50.00	453600 - PURCHASED SERVICES - PEST CONTROL
U=B-1704 :M26-0041 MONTHLY PEST CONTROL	P-15753	2017	47.50	453600 - PURCHASED SERVICES - PEST CONTROL
U=B-1730 :M26-0041 MONTHLY PEST CONTROL	P-15753	2101	20.00	453600 - PURCHASED SERVICES - PEST CONTROL
M26-0041 MONTHLY PEST CONTROL	P-15753	1100	100.00	453600 - PURCHASED SERVICES - PEST CONTROL
U=B-1329 :M26-0041 MONTHLY PEST CONTROL	P-15753	1329	30.00	453600 - PURCHASED SERVICES - PEST CONTROL
U=B-1703 :M26-0041 MONTHLY PEST CONTROL	P-15753	2015v	70.00	453600 - PURCHASED SERVICES - PEST CONTROL
U=B-1702 :M26-0041 MONTHLY PEST CONTROL	P-15753	2021	37.50	453600 - PURCHASED SERVICES - PEST CONTROL
M26-0041 MONTHLY PEST CONTROL	P-15753	1616	25.00	453600 - PURCHASED SERVICES - PEST CONTROL
U=B-1103 :M26-0041 MONTHLY PEST CONTROL	P-15753	1603	75.00	453600 - PURCHASED SERVICES - PEST CONTROL
U=B-1211 :M26-0041 MONTHLY PEST CONTROL	P-15753	1718	70.00	453600 - PURCHASED SERVICES - PEST CONTROL
02/2026 PEST CONTROL FOR HOUSING	P-15763	finprop	900.00	453600 - PURCHASED SERVICES - PEST CONTROL
02/2026 PEST CONTROL FOR APARTMENTS	P-15763	finprop	300.00	453600 - PURCHASED SERVICES - PEST CONTROL
02/2026 PEST CONTROL	P-15774	6956	1,280.00	453600 - PURCHASED SERVICES - PEST CONTROL
02/2026 PEST CONTROL IN OFFICE BUILDING 525 - GLOBAL X	P-15777	1215k	150.00	453600 - PURCHASED SERVICES - PEST CONTROL
Total 82727 (bomops) - BAYOU MOSQUITO & PEST MGMT LLC (bayoumos) - 03/13/26 (03/26)			3,215.00	
82728 (bomops) - BROOKE MYERS (brooke) - 03/13/26 (03/26)				
02/23-27/2026 JANITORIAL SERVICE AND SUPPLIES - MAIN OFFICE & SUITES	P-15847	6956	470.00	453400 - PURCHASED SERVICES - JANITORIAL
M26-0134 WEEKLY JANITORIAL SERVICE	P-15847	1108dao	150.00	453400 - PURCHASED SERVICES - JANITORIAL
M26-0134 WEEKLY JANITORIAL SERVICE	P-15847	1103dao	75.00	453400 - PURCHASED SERVICES - JANITORIAL
U=1011DAOB :26-0957 CLEAN/MAKE READY	P-15848	6956	300.00	453400 - PURCHASED SERVICES - JANITORIAL
U=1011DAOB :26-0957 EXCESSIVE CAT LITTER/HAIR	P-15848	6956	50.00	453400 - PURCHASED SERVICES - JANITORIAL
26-1225 DETAILED DEEP CLEANING IN ACTIVITY/ARTS AND CRAFT CENTER	P-15849	1103dao	250.00	453400 - PURCHASED SERVICES - JANITORIAL
03/2-03/6 JANITORIAL SERVICE AND SUPPLIES - MAIN OFFICE & SUITES	P-15909	6956	470.00	453400 - PURCHASED SERVICES - JANITORIAL
M26-0134 WEEKLY JANITORIAL SERVICE	P-15909	1108dao	150.00	453400 - PURCHASED SERVICES - JANITORIAL
M26-0134 WEEKLY JANITORIAL SERVICE	P-15909	1103dao	75.00	453400 - PURCHASED SERVICES - JANITORIAL
Total 82728 (bomops) - BROOKE MYERS (brooke) - 03/13/26 (03/26)			1,990.00	

Payment Detail

Bank=bomops AND mm/yy=03/2026-03/2026 AND All Checks=Yes AND Include Voids=All Checks

82729 (bomops) - CENTERRA GROUP LLC (centerra) - 03/13/26 (03/26)

01/2026 FIRE PROTECTION	P-15902	finprop	37,298.43	453300 - PURCHASED SERVICES - FIRE PROTECTION
01/2026 FIRE PROTECTION	P-15902	1100	100,705.77	453300 - PURCHASED SERVICES - FIRE PROTECTION
01/2026 FIRE PROTECTION	P-15902	1100	11,189.53	453300 - PURCHASED SERVICES - FIRE PROTECTION

Total 82729 (bomops) - CENTERRA GROUP LLC (centerra) - 03/13/26 (03/26) 149,193.73

82730 (bomops) - CHAMBER OF COMMERCE (chambero) - 03/13/26 (03/26)

26-1243 LEGISLATIVE RECEPTION 4/21/26	P-15874	1611	900.00	423100 - PROMOTIONS/SPONSORSHIPS
---------------------------------------	---------	------	--------	----------------------------------

Total 82730 (bomops) - CHAMBER OF COMMERCE (chambero) - 03/13/26 (03/26) 900.00

82731 (bomops) - CINTAS CORP (cintas) - 03/13/26 (03/26)

26-0044 4X8 LOGO MAT QTY 4	P-15927	1100	22.00	453400 - PURCHASED SERVICES - JANITORIAL
26-0044 3X5 EXTRACTION MAT ONYX QTY 6	P-15927	1100	15.00	453400 - PURCHASED SERVICES - JANITORIAL
26-0044 24" DUST MOP QTY 8	P-15927	1100	10.73	453400 - PURCHASED SERVICES - JANITORIAL
26-0044 SERVICE CHARGE	P-15927	1100	23.18	453400 - PURCHASED SERVICES - JANITORIAL
26-0044 4X8 LOGO MAT QTY 4	P-15928	1100	22.00	453400 - PURCHASED SERVICES - JANITORIAL
26-0044 3X5 EXTRACTION MAT ONYX QTY 6	P-15928	1100	15.00	453400 - PURCHASED SERVICES - JANITORIAL
26-0044 24" DUST MOP QTY 8	P-15928	1100	10.73	453400 - PURCHASED SERVICES - JANITORIAL
26-0044 SERVICE CHARGE	P-15928	1100	23.18	453400 - PURCHASED SERVICES - JANITORIAL

Total 82731 (bomops) - CINTAS CORP (cintas) - 03/13/26 (03/26) 141.82

82732 (bomops) - CITY OF ALEXANDRIA-UTILITY (city-uti) - 03/13/26 (03/26)

02/2026 COMMERCIAL UTILITIES	P-15940	1718	143.83	436000 - UTILITIES - WATER / GAS
02/2026 COMMERCIAL UTILITIES	P-15940	2235	599.22	436000 - UTILITIES - WATER / GAS
02/2026 COMMERCIAL UTILITIES	P-15940	heritage	4.80	436000 - UTILITIES - WATER / GAS
02/2026 COMMERCIAL UTILITIES	P-15940	1616	364.70	436000 - UTILITIES - WATER / GAS
02/2026 COMMERCIAL UTILITIES	P-15940	2101	35.67	436000 - UTILITIES - WATER / GAS
02/2026 COMMERCIAL UTILITIES	P-15940	1611	548.80	436000 - UTILITIES - WATER / GAS
02/2026 COMMERCIAL UTILITIES	P-15940	1100	9,933.06	436000 - UTILITIES - WATER / GAS
02/2026 COMMERCIAL UTILITIES	P-15940	1329	1,038.56	436000 - UTILITIES - WATER / GAS
02/2026 COMMERCIAL UTILITIES	P-15940	usastl	-1,352.13	436000 - UTILITIES - WATER / GAS
02/2026 RESIDENTIAL UTILITIES	P-15941	finprop	137.40	436000 - UTILITIES - WATER / GAS
02/2026 RESIDENTIAL UTILITIES	P-15941	finprop	2,011.60	436000 - UTILITIES - WATER / GAS

Total 82732 (bomops) - CITY OF ALEXANDRIA-UTILITY (city-uti) - 03/13/26 (03/26) 13,465.51

82733 (bomops) - CLECO POWER LLC (cleco) - 03/13/26 (03/26)

02/2026 1215 KEGELMAN	P-15877	1215k	2,834.98	432000 - UTILITIES - ELECTRIC
02/2026 1211 MAPLE CT	P-15884	1200map	138.62	432000 - UTILITIES - ELECTRIC
02/2026 1034 ROYCE DR	P-15885	1034roy	23.49	432000 - UTILITIES - ELECTRIC
02/2026 1711 KEGELMAN BLVD	P-15886	1711	502.67	432000 - UTILITIES - ELECTRIC
02/2026 1405 HICKORY CT	P-15888	1400hic	47.99	432000 - UTILITIES - ELECTRIC
02/2026 1109 CEDAR CT	P-15889	1100ced	49.21	432000 - UTILITIES - ELECTRIC
02/2026 1016 SCHILLING	P-15890	1016sch	24.05	432000 - UTILITIES - ELECTRIC
02/2026 1123 CEDAR CT	P-15891	1100ced	33.09	432000 - UTILITIES - ELECTRIC
02/2026 1411 HICKORY CT	P-15892	1400hic	20.64	432000 - UTILITIES - ELECTRIC
02/2026 1007 PACKARD DR A	P-15893	1007paca	156.49	432000 - UTILITIES - ELECTRIC
02/2026 2013 VANDEVELDE	P-15894	2013	343.97	432000 - UTILITIES - ELECTRIC
02/2026 1406 VAN GOSSEN DR	P-15895	1406	1,053.75	432000 - UTILITIES - ELECTRIC
02/2026 2011 VANDEVELDE	P-15896	2011	293.22	432000 - UTILITIES - ELECTRIC

Total 82733 (bomops) - CLECO POWER LLC (cleco) - 03/13/26 (03/26) 5,522.17

82734 (bomops) - CMC CONSTRUCTION SERVICES (constmat) - 03/13/26 (03/26)

26-1151 SIKA SELF LEVELING	P-15913	2101	360.00	442300 - OPERATING SUPPLIES
----------------------------	---------	------	--------	-----------------------------

Total 82734 (bomops) - CMC CONSTRUCTION SERVICES (constmat) - 03/13/26 (03/26) 360.00

82735 (bomops) - CUNNINGHAM BUSINESS SYSTEMS (cunningh) - 03/13/26 (03/26)

02/2026 EXCESS COPIES CHARGE FOR OVERAGES	P-15845	6956	139.25	442200 - OFFICE SUPPLIES
---	---------	------	--------	--------------------------

Total 82735 (bomops) - CUNNINGHAM BUSINESS SYSTEMS (cunningh) - 03/13/26 (03/26) 139.25

82736 (bomops) - CUNNINGHAM PURE WATER (cunwat) - 03/13/26 (03/26)

03/2026 RENTAL TANKLESS WATER SYSTEM FOR KITCHEN ENGLAND AIRPARK RESIDENTIAL	P-15846	6956	106.13	441800 - EQUIPMENT - RENTAL
--	---------	------	--------	-----------------------------

Payment Detail

Bank=bomops AND mm/yy=03/2026-03/2026 AND All Checks=Yes AND Include Voids=All Checks

Total 82736 (bomops) - CUNNINGHAM PURE WATER (cunwat) - 03/13/26 (03/26)				106.13
82737 (bomops) - DAVID BRADY PAINTING AND WALLPAPER (dbrady) - 03/13/26 (03/26)				
U=1106JIMA :26-0646 WASH, PRIME AND PAINT EXTERIOR	P-15850	6956	2,075.00	462700 - PAINTING MAINTENANCE
U=1106JIMB :26-0646 WASH, PRIME AND PAINT EXTERIOR	P-15850	6956	2,075.00	462700 - PAINTING MAINTENANCE
U=1007COUA :26-0799 PRESSURE WASH, PREPARE AND PAINT EXTERIOR	P-15852	6956	1,625.00	462700 - PAINTING MAINTENANCE
U=1007COUB :26-0799 PRESSURE WASH, PREPARE AND PAINT EXTERIOR	P-15852	6956	1,625.00	462700 - PAINTING MAINTENANCE
Total 82737 (bomops) - DAVID BRADY PAINTING AND WALLPAPER (dbrady) - 03/13/26 (03/26)				7,400.00
82738 (bomops) - GLOBAL ARFF SERVICES (globalar) - 03/13/26 (03/26)				
A26-0642 ANNUAL INSPECTION -FOX 5	P-15930	1329	2,650.00	463700 - VEHICLE MAINTENANCE - ARFF
A26-0642 ANNUAL INSPECTION -FOX 6	P-15930	1329	70.00	463700 - VEHICLE MAINTENANCE - ARFF
A26-0642 ANNUAL INSPECTION -FOX 7	P-15930	1329	70.00	463700 - VEHICLE MAINTENANCE - ARFF
A26-0642 ANNUAL INSPECTION -FOX 8	P-15930	1329	67.00	463700 - VEHICLE MAINTENANCE - ARFF
A26-0642 SNOZZLE INSPECTION FOX 6	P-15930	1329	800.00	463700 - VEHICLE MAINTENANCE - ARFF
A26-0642 ANNUAL INSPECTION -FOX 6	P-15931	1329	2,580.00	463700 - VEHICLE MAINTENANCE - ARFF
A26-0642 ANNUAL INSPECTION -FOX 7	P-15931	1329	159.50	463700 - VEHICLE MAINTENANCE - ARFF
A26-0642 ANNUAL INSPECTION -FOX 8	P-15931	1329	159.50	463700 - VEHICLE MAINTENANCE - ARFF
A26-0642 ANNUAL INSPECTION -FOX 7	P-15932	1329	2,420.50	463700 - VEHICLE MAINTENANCE - ARFF
A26-0642 ANNUAL INSPECTION -FOX 8	P-15932	1329	388.50	463700 - VEHICLE MAINTENANCE - ARFF
A26-0642 ANNUAL INSPECTION -FOX 8	P-15933	1329	2,035.00	463700 - VEHICLE MAINTENANCE - ARFF
SHOP SUPPLIES	P-15933	1329	788.93	463700 - VEHICLE MAINTENANCE - ARFF
26-0804 AIR INTAKE VALVE FOR FOX 7	P-15934	1329	200.00	463700 - VEHICLE MAINTENANCE - ARFF
PARTS TOTAL	P-15934	1329	48.82	463700 - VEHICLE MAINTENANCE - ARFF
Total 82738 (bomops) - GLOBAL ARFF SERVICES (globalar) - 03/13/26 (03/26)				12,437.75
82739 (bomops) - JEFF'S LAWN & LANDSCAPE, LLC (jefflawn) - 03/13/26 (03/26)				
02/2026 PERIMETER MOWING, CHEMICAL APPLICATION, BED & IRRIGATION MAINTENANCE	P-15857	finprop	21,612.50	461900 - GROUNDS MAINTENANCE
02/2026 BED & IRRIGATION MAINTENANCE @ AEX	P-15857	1100	3,592.71	461900 - GROUNDS MAINTENANCE
Total 82739 (bomops) - JEFF'S LAWN & LANDSCAPE, LLC (jefflawn) - 03/13/26 (03/26)				25,205.21
82740 (bomops) - K2 ADVOCACY (k2) - 03/13/26 (03/26)				
03/2026 LOBBYING SERVICES	P-15851	1611	3,500.00	452300 - PROFESSIONAL SERVICES - CONSULTING
Total 82740 (bomops) - K2 ADVOCACY (k2) - 03/13/26 (03/26)				3,500.00
82741 (bomops) - LOTT OIL COMPANY (lottoil) - 03/13/26 (03/26)				
26-0858 UNLEADED AND DIESEL FUEL FOR AIRPARK VEHICLES	P-15725	finprop	441.20	442000 - FUEL & OIL
26-0858 UNLEADED AND DIESEL FUEL FOR AIRPARK VEHICLES	P-15725	finprop	160.44	442000 - FUEL & OIL
26-0858 UNLEADED AND DIESEL FUEL FOR AIRPARK VEHICLES	P-15725	finprop	721.96	442000 - FUEL & OIL
26-0858 UNLEADED AND DIESEL FUEL FOR AIRPARK VEHICLES	P-15725	finprop	601.63	442000 - FUEL & OIL
26-0858 UNLEADED AND DIESEL FUEL FOR AIRPARK VEHICLES	P-15725	finprop	1,684.57	442000 - FUEL & OIL
26-0858 UNLEADED AND DIESEL FUEL FOR AIRPARK VEHICLES	P-15725	finprop	80.22	442000 - FUEL & OIL
26-0858 UNLEADED AND DIESEL FUEL FOR AIRPARK VEHICLES	P-15725	finprop	200.54	442000 - FUEL & OIL
26-0858 UNLEADED AND DIESEL FUEL FOR AIRPARK VEHICLES	P-15725	finprop	120.33	442000 - FUEL & OIL
26-1057 UNLEADED FUEL FOR CAR WASH	P-15939	2235	7,520.00	442000 - FUEL & OIL
UNLEADED FUEL	P-15939	2235	406.20	442000 - FUEL & OIL
Total 82741 (bomops) - LOTT OIL COMPANY (lottoil) - 03/13/26 (03/26)				11,937.09
82742 (bomops) - LOWE'S (lowes) - 03/13/26 (03/26)				
26-1188 2 GANG OUTLET COVERS, STAINLESS STEEL	P-15859	1100	50.00	463300 - TERMINAL BUILDING MAINTENANCE
26-1188 1 GANG SWITCH COVERS, STAINLESS STEEL	P-15859	1100	18.40	463300 - TERMINAL BUILDING MAINTENANCE
26-1188 INDOOR FLOOR FAN FOR BATHROOMS	P-15859	1100	50.00	442100 - JANITORIAL
26-1188 1 GANG OUTLET COVERS, STAINLESS STEEL	P-15859	1100	10.00	463300 - TERMINAL BUILDING MAINTENANCE
26-1221 SIKA FOAM	P-15866	1100	774.24	461100 - AIRFIELD SECURITY MAINTENANCE
26-1221 1/4X4X8 OSB BOARDS	P-15866	1100	30.68	461100 - AIRFIELD SECURITY MAINTENANCE
26-1221 2X4X96 STUDS	P-15866	1100	30.00	461100 - AIRFIELD SECURITY MAINTENANCE
26-1238 2X4X10' NOT TREATED	P-15871	1012sch	43.47	950500 - EEIDD FUNDED
26-1238 1/2" SHEETROCK	P-15871	1012sch	85.38	950500 - EEIDD FUNDED
26-1238 72"X80" CLOSET DOORS, PREHUNG	P-15871	1012sch	293.55	950500 - EEIDD FUNDED
26-1238 48"X 80" CLOSET DOORS, PREHUNG	P-15871	1012sch	530.10	950500 - EEIDD FUNDED
Total 82742 (bomops) - LOWE'S (lowes) - 03/13/26 (03/26)				1,915.82

Payment Detail

Bank=bomops AND mm/yy=03/2026-03/2026 AND All Checks=Yes AND Include Voids=All Checks

82743 (bomops) - LOWES CONSTRUCTION, LLC (lowescon) - 03/13/26 (03/26)			
U=1108NORA :26-1185 REPAIR ROAD AND REPAIR AROUND CATCH BASIN IN FRONT OF 1108A NORMAN	P-15791	6956	4,900.00 462800 - PAVEMENT REPAIR & MAINTENANCE
Total 82743 (bomops) - LOWES CONSTRUCTION, LLC (lowescon) - 03/13/26 (03/26)			4,900.00
82744 (bomops) - MELVIN TYLER (melvin) - 03/13/26 (03/26)			
U=1009COUB :26-1179 COMPLETE INTERIOR PAINTING INCLUDING RE-VARNISHING BOTTOM KITCHEN AND LAVATORY CABINETS	P-15858	6956	3,650.00 462700 - PAINTING MAINTENANCE
Total 82744 (bomops) - MELVIN TYLER (melvin) - 03/13/26 (03/26)			3,650.00
82745 (bomops) - MOORE-GRANT TIRE & SERVICE (moore-gr) - 03/13/26 (03/26)			
26-1116 SET OF TIRES FOR JOE'S TRUCK	P-15855	2113	973.60 463600 - VEHICLE MAINTENANCE
26-1116 BATTERY FOR JOE'S TRUCK	P-15855	2113	287.85 463600 - VEHICLE MAINTENANCE
SHOP SUPPLIES	P-15855	2113	40.27 463600 - VEHICLE MAINTENANCE
26-1241 SET OF TIRES FOR DAVID KELLER'S TRUCK	P-15873	2113	987.92 463600 - VEHICLE MAINTENANCE
26-1182 REPLACING ALL 4 TIRES ON RODNEY TORALBA'S TRUCK	P-15916	2113	768.89 463600 - VEHICLE MAINTENANCE
Total 82745 (bomops) - MOORE-GRANT TIRE & SERVICE (moore-gr) - 03/13/26 (03/26)			3,058.53
82746 (bomops) - NAPA AUTO PARTS (napa) - 03/13/26 (03/26)			
26-1113 NAPA GOLD FILTERS, MASTERPACK	P-15854	2015v	67.44 461600 - EQUIPMENT MAINTENANCE
26-1113 NAPA GOLD FILTERS, MASTERPACK	P-15854	2015v	100.44 461600 - EQUIPMENT MAINTENANCE
U=B-1720 :26-1208 FUEL SHUT-OFF SOLENOID FOR GENERATOR	P-15862	2005	200.13 461600 - EQUIPMENT MAINTENANCE
26-1215 GALLONS OF ANTIFREEZE FOR LIFT GATE TRUCK	P-15864	2113	38.97 463600 - VEHICLE MAINTENANCE
26-1226 BATTERY FOR F-250	P-15868	2113	156.38 463600 - VEHICLE MAINTENANCE
26-1227 55-GAL DRUM OF HYDRAULIC FLUID	P-15869	2015v	580.24 461600 - EQUIPMENT MAINTENANCE
26-1232 BATTERY FOR TERMINAL'S HUSTLER MOWER	P-15923	1100	147.65 461600 - EQUIPMENT MAINTENANCE
26-1233 BATTERIES FOR ONAN GENERATOR	P-15924	2101	328.48 461600 - EQUIPMENT MAINTENANCE
26-1233 BATTERIES FOR TRAILERED GENERATOR	P-15924	2101	328.48 461600 - EQUIPMENT MAINTENANCE
Total 82746 (bomops) - NAPA AUTO PARTS (napa) - 03/13/26 (03/26)			1,948.21
82747 (bomops) - PAULA JACKSON (pjackson) - 03/13/26 (03/26)			
REFUND DEPOSIT FROM 8/10/24	P-15903	finprop	250.00 253000 - COMMUNITY CENTER DEPOSITS
Total 82747 (bomops) - PAULA JACKSON (pjackson) - 03/13/26 (03/26)			250.00
82748 (bomops) - RALPH HENNESSY (ralphh) - 03/13/26 (03/26)			
HOTEL, MEALS, AIRLINES WASHINGTON DC AAAE	P-15899	1611	1,872.24 424100 - TRAVEL
Total 82748 (bomops) - RALPH HENNESSY (ralphh) - 03/13/26 (03/26)			1,872.24
82749 (bomops) - REXEL, INC (rexel-so) - 03/13/26 (03/26)			
26-1168 REPLACEMENT WALL MOUNT LED LIGHTS IN BAGGAGE AREA AT TERMINAL	P-15914	1100	828.00 463300 - TERMINAL BUILDING MAINTENANCE
Total 82749 (bomops) - REXEL, INC (rexel-so) - 03/13/26 (03/26)			828.00
82750 (bomops) - SAFERENT SOLUTIONS, LLC (saferent) - 03/13/26 (03/26)			
02/2026 BACKGROUND CHECKS	P-15875	6956	273.54 454100 - OTHER SERVICES
Total 82750 (bomops) - SAFERENT SOLUTIONS, LLC (saferent) - 03/13/26 (03/26)			273.54
82751 (bomops) - SAYES OFFICE SUPPLY (sayesoff) - 03/13/26 (03/26)			
26-1224 STAPLER REMOVER	P-15867	1611	4.99 442200 - OFFICE SUPPLIES
26-1224 8 1/2X11 COPIER PAPER	P-15867	1611	81.90 442200 - OFFICE SUPPLIES
26-1224 SAYES WATER	P-15867	1611	91.80 442200 - OFFICE SUPPLIES
Total 82751 (bomops) - SAYES OFFICE SUPPLY (sayesoff) - 03/13/26 (03/26)			178.69
82752 (bomops) - SCOTT GAMMEL (scottgam) - 03/13/26 (03/26)			
MEALS AAAE LEGISLATIVE CONFERENCE WASHINGTON DC	P-15906	1611	225.00 424100 - TRAVEL
Total 82752 (bomops) - SCOTT GAMMEL (scottgam) - 03/13/26 (03/26)			225.00
82753 (bomops) - STAR EQUIPMENT (stareq) - 03/13/26 (03/26)			
26-1214 V-BELT	P-15922	2101	112.71 461600 - EQUIPMENT MAINTENANCE
26-1214 CUSHIONS	P-15922	2101	3.96 461600 - EQUIPMENT MAINTENANCE
26-1214 SHIPPING	P-15922	2101	14.53 461600 - EQUIPMENT MAINTENANCE
Total 82753 (bomops) - STAR EQUIPMENT (stareq) - 03/13/26 (03/26)			131.20
82754 (bomops) - OPTIMUM (sudlink) - 03/13/26 (03/26)			
03/2026 1611 ARNOLD DR	P-15879	1611	113.10 431000 - UTILITIES - CABLE / INTERNET

Payment Detail

Bank=bomops AND mm/yy=03/2026-03/2026 AND All Checks=Yes AND Include Voids=All Checks

Total 82754 (bomops) - OPTIMUM (sudlink) - 03/13/26 (03/26)			113.10
82755 (bomops) - OPTIMUM (sudlink) - 03/13/26 (03/26)			
03/2026 1100 FRANK ANDREWS BLVD	P-15938	1100	593.22 431000 - UTILITIES - CABLE / INTERNET
Total 82755 (bomops) - OPTIMUM (sudlink) - 03/13/26 (03/26)			593.22
82756 (bomops) - SUMMER STEINER (summerst) - 03/13/26 (03/26)			
MEALS, HOTEL ACE FINANCE COURSE	P-15898	1611	2,296.37 424100 - TRAVEL
Total 82756 (bomops) - SUMMER STEINER (summerst) - 03/13/26 (03/26)			2,296.37
82757 (bomops) - TETERS FAUCET PARTS (tetersfa) - 03/13/26 (03/26)			
26-1157 CRANE/REPCAL STEMS	P-15719	2015v	96.55 462900 - PLUMBING MAINTENANCE
26-1157 CRANE ESCUTCHEN	P-15719	2015v	30.40 462900 - PLUMBING MAINTENANCE
26-1157 CRANE ESCUTCHEN NUTS	P-15719	2015v	18.96 462900 - PLUMBING MAINTENANCE
26-1157 CRANE NIPPLES	P-15719	2015v	26.88 462900 - PLUMBING MAINTENANCE
26-1157 BLANK FACE PLATES W/SCREWS	P-15719	2015v	42.72 462900 - PLUMBING MAINTENANCE
26-1157 P/P TUB STEMS, GENERIC	P-15719	2015v	148.08 462900 - PLUMBING MAINTENANCE
Total 82757 (bomops) - TETERS FAUCET PARTS (tetersfa) - 03/13/26 (03/26)			363.59
82758 (bomops) - UNITED RENTALS (unitedre) - 03/13/26 (03/26)			
26-1235 CALL OUT FOR 45' LIFT NOT TRAVELING IN HIGH SPEED	P-15925	1100	339.58 461600 - EQUIPMENT MAINTENANCE
Total 82758 (bomops) - UNITED RENTALS (unitedre) - 03/13/26 (03/26)			339.58
82759 (bomops) - WASTE CONNECTIONS BAYOU INC (wcbayoui) - 03/13/26 (03/26)			
02/2026 BLDG 1730	P-15880	2101	786.97 435000 - UTILITIES - WASTE COLLECTION
02/2026 RESIDENTIAL PICKUP	P-15881	finprop	4,087.60 435000 - UTILITIES - WASTE COLLECTION
02/2026 RESIDENTIAL PICKUP	P-15881	finprop	1,362.40 435000 - UTILITIES - WASTE COLLECTION
02/2026 RESIDENTIAL PICKUP	P-15881	6956	6,471.00 435000 - UTILITIES - WASTE COLLECTION
02/2026 BLDG 1703	P-15882	2015v	1,410.90 435000 - UTILITIES - WASTE COLLECTION
Total 82759 (bomops) - WASTE CONNECTIONS BAYOU INC (wcbayoui) - 03/13/26 (03/26)			14,118.87
82760 (bomops) - ZULTYS. INC (zultys) - 03/13/26 (03/26)			
03/2026 LAND PHONE SERVICE	P-15876	1611	240.91 434000 - UTILITIES - PHONE SERVICE - LAND
03/2026 LAND PHONE SERVICE	P-15876	1611	60.22 434000 - UTILITIES - PHONE SERVICE - LAND
03/2026 LAND PHONE SERVICE	P-15876	1611	361.30 434000 - UTILITIES - PHONE SERVICE - LAND
03/2026 LAND PHONE SERVICE	P-15876	1611	421.48 434000 - UTILITIES - PHONE SERVICE - LAND
03/2026 LAND PHONE SERVICE	P-15876	2101	60.20 434000 - UTILITIES - PHONE SERVICE - LAND
03/2026 LAND PHONE SERVICE	P-15876	1100	361.25 434000 - UTILITIES - PHONE SERVICE - LAND
03/2026 LAND PHONE SERVICE	P-15876	1329	361.26 434000 - UTILITIES - PHONE SERVICE - LAND
03/2026 LAND PHONE SERVICE	P-15876	1100	60.21 434000 - UTILITIES - PHONE SERVICE - LAND
03/2026 LAND PHONE SERVICE	P-15876	1611	180.63 434000 - UTILITIES - PHONE SERVICE - LAND
03/2026 LAND PHONE SERVICE	P-15876	6956	361.26 434000 - UTILITIES - PHONE SERVICE - LAND
Total 82760 (bomops) - ZULTYS. INC (zultys) - 03/13/26 (03/26)			2,468.72
82761 (bomops) - ADVANCE CHEMICAL & JANITORIAL SUPPLY INC (advancec) - 03/20/26 (03/26)			
262-1202 SPLASH HOG URINAL SCREENS	P-15805	1108dao	208.56 442100 - JANITORIAL
26-1202 BOX OF TRASH BAGS 100CT. 13 GALLON	P-15805	1108dao	32.09 442100 - JANITORIAL
Total 82761 (bomops) - ADVANCE CHEMICAL & JANITORIAL SUPPLY INC (advancec) - 03/20/26 (03/26)			240.65
82762 (bomops) - AMAZON CAPITAL SERVICES (amazon) - 03/20/26 (03/26)			
26-1155 5 PK STC4333 THERMAL CUTOUT FOR BATHROOM HEATERS	P-15800	2015v	45.00 463100 - RESIDENTIAL / APARTMENT MAINTENANCE
26-1155 LITHONIA 1'X4' LED PANELS	P-15800	2015v	225.61 463100 - RESIDENTIAL / APARTMENT MAINTENANCE
26-1155 E17 MICROWAVE BULBS, 5PK	P-15800	2015v	45.00 463100 - RESIDENTIAL / APARTMENT MAINTENANCE
26-1155 24PK 5000K A19 BULBS	P-15800	2015v	88.00 463100 - RESIDENTIAL / APARTMENT MAINTENANCE
26-1198 WHITE LED MOTION SENSOR LIGHTS	P-15860	2015v	284.80 463100 - RESIDENTIAL / APARTMENT MAINTENANCE
26-1209 HUMIDITY SENSING 0.3 ULTRA QUIET EXHAUST FANTASTIC	P-15863	1020roy	175.90 463100 - RESIDENTIAL / APARTMENT MAINTENANCE
Total 82762 (bomops) - AMAZON CAPITAL SERVICES (amazon) - 03/20/26 (03/26)			864.31
82763 (bomops) - AT & T (att) - 03/20/26 (03/26)			
02/2026 LANDLINE	P-15908	finprop	282.98 434000 - UTILITIES - PHONE SERVICE - LAND
02/2026 LANDLINE	P-15908	2101	41.90 434000 - UTILITIES - PHONE SERVICE - LAND
02/2026 LANDLINE	P-15908	1100	632.68 434000 - UTILITIES - PHONE SERVICE - LAND
02/2026 LANDLINE	P-15908	1329	62.10 434000 - UTILITIES - PHONE SERVICE - LAND

Payment Detail

Bank=bomops AND mm/yy=03/2026-03/2026 AND All Checks=Yes AND Include Voids=All Checks

02/2026 LANDLINE	P-15908	2015v	53.65	434000 - UTILITIES - PHONE SERVICE - LAND
02/2026 LANDLINE	P-15908	7228	35.77	434000 - UTILITIES - PHONE SERVICE - LAND
02/2026 LANDLINE	P-15908	usastl	45.15	434000 - UTILITIES - PHONE SERVICE - LAND
Total 82763 (bomops) - AT & T (att) - 03/20/26 (03/26)			1,154.23	
82764 (bomops) - AT&T (attatl) - 03/20/26 (03/26)				
03/2026 AEX TOWER TO 911	P-15992	1100	139.10	434000 - UTILITIES - PHONE SERVICE - LAND
Total 82764 (bomops) - AT&T (attatl) - 03/20/26 (03/26)			139.10	
82765 (bomops) - AT & T MOBILITY (attmobil) - 03/20/26 (03/26)				
02/2026 EMPLOYEE CELL PHONE	P-15907	1611	312.08	433000 - UTILITIES - PHONE SERVICE - CELL
02/2026 EMPLOYEE CELL PHONE	P-15907	1611	89.87	433000 - UTILITIES - PHONE SERVICE - CELL
02/2026 EMPLOYEE CELL PHONE	P-15907	1611	124.09	433000 - UTILITIES - PHONE SERVICE - CELL
02/2026 EMPLOYEE CELL PHONE	P-15907	2101	136.41	433000 - UTILITIES - PHONE SERVICE - CELL
02/2026 EMPLOYEE CELL PHONE	P-15907	1100	172.01	433000 - UTILITIES - PHONE SERVICE - CELL
02/2026 EMPLOYEE CELL PHONE	P-15907	1329	175.06	433000 - UTILITIES - PHONE SERVICE - CELL
02/2026 EMPLOYEE CELL PHONE	P-15907	2015v	136.41	433000 - UTILITIES - PHONE SERVICE - CELL
03/2026 EMPLOYEE CELL PHONE	P-15981	1611	47.48	433000 - UTILITIES - PHONE SERVICE - CELL
03/2026 EMPLOYEE CELL PHONE	P-15981	2101	81.22	433000 - UTILITIES - PHONE SERVICE - CELL
03/2026 EMPLOYEE CELL PHONE	P-15981	1611	57.22	433000 - UTILITIES - PHONE SERVICE - CELL
03/2026 EMPLOYEE CELL PHONE	P-15981	6956	230.05	433000 - UTILITIES - PHONE SERVICE - CELL
Total 82765 (bomops) - AT & T MOBILITY (attmobil) - 03/20/26 (03/26)			1,561.90	
82766 (bomops) - AT & T (attmobt) - 03/20/26 (03/26)				
03/2026 INTERNET RESIDENTIAL OFFICE	P-15980	6956	109.99	431000 - UTILITIES - CABLE / INTERNET
Total 82766 (bomops) - AT & T (attmobt) - 03/20/26 (03/26)			109.99	
82767 (bomops) - BROOKE MYERS (brooke) - 03/20/26 (03/26)				
3/9-13/2026 JANITORIAL SERVICE AND SUPPLIES - MAIN OFFICE & SUITES	P-15977	6956	470.00	453400 - PURCHASED SERVICES - JANITORIAL
M26-0134 WEEKLY JANITORIAL SERVICE	P-15977	1108dao	150.00	453400 - PURCHASED SERVICES - JANITORIAL
M26-0134 WEEKLY JANITORIAL SERVICE	P-15977	1103dao	75.00	453400 - PURCHASED SERVICES - JANITORIAL
Total 82767 (bomops) - BROOKE MYERS (brooke) - 03/20/26 (03/26)			695.00	
82768 (bomops) - CENTERRA GROUP LLC (centerra) - 03/20/26 (03/26)				
02/2026 FIRE PROTECTION	P-15912	finprop	37,298.43	453300 - PURCHASED SERVICES - FIRE PROTECTION
02/2026 FIRE PROTECTION	P-15912	1100	100,705.77	453300 - PURCHASED SERVICES - FIRE PROTECTION
02/2026 FIRE PROTECTION	P-15912	1100	11,189.53	453300 - PURCHASED SERVICES - FIRE PROTECTION
Total 82768 (bomops) - CENTERRA GROUP LLC (centerra) - 03/20/26 (03/26)			149,193.73	
82769 (bomops) - CITY OF ALEXANDRIA-UTILITY (city-uti) - 03/20/26 (03/26)				
02/2026 1023 NORMAN DR B	P-15911	6956	95.31	436000 - UTILITIES - WATER / GAS
02/2026 1011 DAOUST DR	P-15965	6956	93.01	436000 - UTILITIES - WATER / GAS
02/2026 1016 NORMAN DR	P-15966	6956	31.73	436000 - UTILITIES - WATER / GAS
02/2026 1009 COUNCIL DR 4218 B	P-15967	6956	72.58	436000 - UTILITIES - WATER / GAS
02/2026 1420 CHAPPIE JAMES DR	P-15968	6956	226.95	436000 - UTILITIES - WATER / GAS
02/2026 1422 FRANK LUKE BLVD	P-15969	6956	163.92	436000 - UTILITIES - WATER / GAS
02/2026 1108 DAOUST DR	P-15970	1108dao	1,179.94	436000 - UTILITIES - WATER / GAS
02/2026 1103 DAOUST DR	P-15971	1103dao	205.29	436000 - UTILITIES - WATER / GAS
02/2026 1107 BILLY MITCHELL BLVD	P-15987	1107	12.78	436000 - UTILITIES - WATER / GAS
02/2026 1015 ROYCE DR	P-15988	1015roy	51.73	436000 - UTILITIES - WATER / GAS
02/2026 1016 SCHILLING DR	P-15989	1016sch	114.47	436000 - UTILITIES - WATER / GAS
02/2026 1215 KEGELMAN BLVD	P-15990	1215k	6,642.80	436000 - UTILITIES - WATER / GAS
02/2026 1406 VAN GOSSEN	P-15991	1406	135.34	436000 - UTILITIES - WATER / GAS
Total 82769 (bomops) - CITY OF ALEXANDRIA-UTILITY (city-uti) - 03/20/26 (03/26)			9,025.85	
82770 (bomops) - CLECO POWER LLC (cleco) - 03/20/26 (03/26)				
022026 1023 NORMAN DR B	P-15883	6956	18.30	432000 - UTILITIES - ELECTRIC
02/2026 1203 MAPLE CT	P-15887	1200map	20.11	432000 - UTILITIES - ELECTRIC
02/2026 COMMERCIAL UTILITIES	P-15904	2101	1,035.44	432000 - UTILITIES - ELECTRIC
02/2026 COMMERCIAL UTILITIES	P-15904	2015v	1,254.19	432000 - UTILITIES - ELECTRIC
02/2026 COMMERCIAL UTILITIES	P-15904	1718	3,102.84	432000 - UTILITIES - ELECTRIC
02/2026 COMMERCIAL UTILITIES	P-15904	1329	1,930.93	432000 - UTILITIES - ELECTRIC
02/2026 COMMERCIAL UTILITIES	P-15904	1611	2,777.98	432000 - UTILITIES - ELECTRIC

Payment Detail

Bank=bomops AND mm/yy=03/2026-03/2026 AND All Checks=Yes AND Include Voids=All Checks

02/2026 COMMERCIAL UTILITIES	P-15904	1100	1,349.22	432000 - UTILITIES - ELECTRIC
02/2026 COMMERCIAL UTILITIES	P-15904	1100	33,851.93	432000 - UTILITIES - ELECTRIC
02/2026 COMMERCIAL UTILITIES	P-15904	2235	2,216.31	432000 - UTILITIES - ELECTRIC
02/2026 COMMERCIAL UTILITIES	P-15904	1600	3,582.54	432000 - UTILITIES - ELECTRIC
02/2026 COMMERCIAL UTILITIES	P-15904	1616	394.69	432000 - UTILITIES - ELECTRIC
02/2026 COMMERCIAL UTILITIES	P-15904	1604	637.57	432000 - UTILITIES - ELECTRIC
02/2026 COMMERCIAL UTILITIES	P-15904	finprop	910.81	432000 - UTILITIES - ELECTRIC
02/2026 COMMERCIAL UTILITIES	P-15904	2618	36.43	432000 - UTILITIES - ELECTRIC
02/2026 COMMERCIAL UTILITIES	P-15904	2351	728.65	432000 - UTILITIES - ELECTRIC
02/2026 COMMERCIAL UTILITIES	P-15904	1107	458.75	432000 - UTILITIES - ELECTRIC
02/2026 COMMERCIAL UTILITIES	P-15904	2022	12.14	432000 - UTILITIES - ELECTRIC
02/2026 COMMERCIAL UTILITIES	P-15904	1612	5.62	432000 - UTILITIES - ELECTRIC
02/2026 COMMERCIAL UTILITIES	P-15904	finprop	9.26	432000 - UTILITIES - ELECTRIC
02/2026 COMMERCIAL UTILITIES	P-15904	1610	97.61	432000 - UTILITIES - ELECTRIC
Total 82770 (bomops) - CLECO POWER LLC (cleco) - 03/20/26 (03/26)			54,431.32	
82771 (bomops) - COBURNS (coburns) - 03/20/26 (03/26)				
26-1200 TOILET FLAPPERS	P-15861	2015v	19.80	462900 - PLUMBING MAINTENANCE
26-1200 1 1/2" FERNCO	P-15861	2015v	36.78	462900 - PLUMBING MAINTENANCE
26-1200 1 1/2" TO 1 1/4" FERNCO	P-15861	2015v	28.44	462900 - PLUMBING MAINTENANCE
26-1200 6# THRIFT DRAIN CLEANER	P-15861	2015v	45.02	462900 - PLUMBING MAINTENANCE
26-1200 TOILET FLAPPERS	P-15861	2015v	19.80	462900 - PLUMBING MAINTENANCE
26-1200 1 1/2" FERNCO	P-15861	2015v	36.78	462900 - PLUMBING MAINTENANCE
26-1200 1 1/2" TO 1 1/4" FERNCO	P-15861	2015v	28.44	462900 - PLUMBING MAINTENANCE
26-1200 6# THRIFT DRAIN CLEANER	P-15861	2015v	90.04	462900 - PLUMBING MAINTENANCE
26-1217 PLUMBING FITTINGS FOR REPAIRS IN HOUSING	P-15865	2015v	20.76	462900 - PLUMBING MAINTENANCE
Total 82771 (bomops) - COBURNS (coburns) - 03/20/26 (03/26)			325.86	
82772 (bomops) - D&T WHOLESALE FURNITURE & (dandtwh) - 03/20/26 (03/26)				
26-1212 CASES OF TRIGGER MILDEW REMOVER	P-15920	1100	142.00	442100 - JANITORIAL
26-1212 CASES OF MULTIFOLD PAPER TOWELS	P-15920	1100	1,110.00	442100 - JANITORIAL
26-1212 CASES OF 38X58 2 MIL TRASH LINERS	P-15920	1100	410.00	442100 - JANITORIAL
26-1212 CASES OF BATHROOM TISSUE	P-15920	1100	975.00	442100 - JANITORIAL
26-1212 CASES SMALL NITRILE GLOVES	P-15920	1100	184.00	442100 - JANITORIAL
26-1212 CASES OF XL NITRILE GLOVES	P-15920	1100	184.00	442100 - JANITORIAL
26-1212 CASES OF LIQUID SOAP	P-15920	1100	186.00	442100 - JANITORIAL
Total 82772 (bomops) - D&T WHOLESALE FURNITURE & (dandtwh) - 03/20/26 (03/26)			3,191.00	
82773 (bomops) - DAVID BRADY PAINTING AND WALLPAPER (dbrady) - 03/20/26 (03/26)				
U=1103CED :26-1266 INTERIOR PAINTING	P-15986	1100ced	3,250.00	462700 - PAINTING MAINTENANCE
Total 82773 (bomops) - DAVID BRADY PAINTING AND WALLPAPER (dbrady) - 03/20/26 (03/26)			3,250.00	
82774 (bomops) - ELECTRIC GATES & ACCESS CONTROL, INC (elegates) - 03/20/26 (03/26)				
26-1181 CELLULAR UNIT FOR DOORING GATE ENTRY SYSTEM FOR ENGLAND OAKS	P-15978	6956	1,900.00	461600 - EQUIPMENT MAINTENANCE
Total 82774 (bomops) - ELECTRIC GATES & ACCESS CONTROL, INC (elegates) - 03/20/26 (03/26)			1,900.00	
82775 (bomops) - FING DESIGNS, LLC (fingdesg) - 03/20/26 (03/26)				
03/2026 MARKETING/CREATIVE SERVICES AGREEMENT	P-15766	finprop	1,350.00	452300 - PROFESSIONAL SERVICES - CONSULTING
03/2026 MARKETING/CREATIVE SERVICES AGREEMENT	P-15766	finprop	3,150.00	452300 - PROFESSIONAL SERVICES - CONSULTING
Total 82775 (bomops) - FING DESIGNS, LLC (fingdesg) - 03/20/26 (03/26)			4,500.00	
82776 (bomops) - GANNETT LOUISIANA LOCALIQ (gannettn) - 03/20/26 (03/26)				
02/2026 TARGETED EMAIL AND DISPLAY ADS - UNITED CAMPAIGN 8 MONTHS	P-15781	finprop	507.87	421050 - ADVERTISING
26-1126 EXECUTIVE COMMITTEE MEETING - 2/18/26 NO AFFIDAVIT	P-15947	finprop	5.76	423600 - PUBLIC ANNOUNCEMENTS
26-1176 EXECUTIVE COMMITTEE MEETING AND SPECIAL BOARD MEETING 2/18/26	P-15948	finprop	8.16	423600 - PUBLIC ANNOUNCEMENTS
26-1177 CANCEL SPECIAL BOARD MEETING 2/28/26	P-15949	finprop	5.76	423600 - PUBLIC ANNOUNCEMENTS
26-1159 FEB BOARD MEETING NOTICE - 2/26/26	P-15950	finprop	5.28	423600 - PUBLIC ANNOUNCEMENTS
Total 82776 (bomops) - GANNETT LOUISIANA LOCALIQ (gannettn) - 03/20/26 (03/26)			532.83	
82777 (bomops) - GRIMES INDUSTRIAL SUPPLY, LLC (grimesin) - 03/20/26 (03/26)				
26-1164 50 LB ASPHALT PATCH	P-15771	2101	1,487.38	462800 - PAVEMENT REPAIR & MAINTENANCE
26-1197 24PK BOTTLED WATER	P-15804	2015v	352.80	442300 - OPERATING SUPPLIES
Total 82777 (bomops) - GRIMES INDUSTRIAL SUPPLY, LLC (grimesin) - 03/20/26 (03/26)			1,840.18	

Payment Detail

Bank=bomops AND mm/yy=03/2026-03/2026 AND All Checks=Yes AND Include Voids=All Checks

82778 (bomops) - HEIDEN INDUSTRIES (heidenin) - 03/20/26 (03/26)			
26-1184 55 GALLON DRUM FLEET SOAP	P-15917	2235	310.00 441400 - CAR WASH OPERATING SUPPLIES
26-1184 MICRON 5 BY 20" LONG FILTERS	P-15917	2235	400.00 441400 - CAR WASH OPERATING SUPPLIES
26-1184 MEMBRANE RO 4" X 40 " FILTERS FOR SPOT FREE RINSE	P-15917	2235	425.00 441400 - CAR WASH OPERATING SUPPLIES
FREIGHT	P-15917	2235	3.20 441400 - CAR WASH OPERATING SUPPLIES
Total 82778 (bomops) - HEIDEN INDUSTRIES (heidenin) - 03/20/26 (03/26)			1,138.20
82779 (bomops) - INDUSTRIAL RUBBER & GASKET LLC (industru) - 03/20/26 (03/26)			
26-1245 HOSE FOR AIRPARK BACKHOE	P-15944	2015v	257.43 461600 - EQUIPMENT MAINTENANCE
Total 82779 (bomops) - INDUSTRIAL RUBBER & GASKET LLC (industru) - 03/20/26 (03/26)			257.43
82780 (bomops) - JOSEPH PAINT INC. (josephpa) - 03/20/26 (03/26)			
26-1163 INSTALL 12X24 CERAMIC TILES @ PATIO DOOR AND SEAL INTERIOR OF FLOOR AREA BEFORE INSTALLING TILES	P-15787	1007paca	675.44 463100 - RESIDENTIAL / APARTMENT MAINTENANCE
Total 82780 (bomops) - JOSEPH PAINT INC. (josephpa) - 03/20/26 (03/26)			675.44
82781 (bomops) - KALB (kalb) - 03/20/26 (03/26)			
02/2026 WEATHER CAMERA ADVERTISING PLUS BONUS DISPLAY AD ON KALB.COM	P-15765	finprop	324.00 421050 - ADVERTISING
M26-0151 MONTHLY WEATHER CAMERA ADVERTISING PLUS BONUS DISPLAY AD ON KALB.COM	P-15765	finprop	990.00 421050 - ADVERTISING
M26-0151 MONTHLY WEATHER CAMERA ADVERTISING PLUS BONUS DISPLAY AD ON KALB.COM	P-15765	finprop	486.00 421050 - ADVERTISING
Total 82781 (bomops) - KALB (kalb) - 03/20/26 (03/26)			1,800.00
82782 (bomops) - LIFELINE SYSTEMS COMPANY (lifeline) - 03/20/26 (03/26)			
03/2026 MONITORING	P-15964	6956	1,729.00 454100 - OTHER SERVICES
Total 82782 (bomops) - LIFELINE SYSTEMS COMPANY (lifeline) - 03/20/26 (03/26)			1,729.00
82783 (bomops) - LORRAINE SIMMONS (losimmons) - 03/20/26 (03/26)			
REFUND SECURITY DEPOSIT	P-15975	6956	420.00 251000 - HOUSING DEPOSITS
Total 82783 (bomops) - LORRAINE SIMMONS (losimmons) - 03/20/26 (03/26)			420.00
82784 (bomops) - LOWE'S (lowes) - 03/20/26 (03/26)			
26-1236 32" RH OUTSWING EXTERIOR DOOR	P-15957	2015v	644.60 463100 - RESIDENTIAL / APARTMENT MAINTENANCE
26-1236 32" LH INSWING INTERIOR DOOR	P-15957	2015v	123.00 463100 - RESIDENTIAL / APARTMENT MAINTENANCE
26-1107 WHIRLPOOL WASHING MACHINES, WHITE - EO	P-15962	2015v	1,419.30 441300 - APPLIANCES
Total 82784 (bomops) - LOWE'S (lowes) - 03/20/26 (03/26)			2,186.90
82785 (bomops) - MELVIN TYLER (melvin) - 03/20/26 (03/26)			
U=1117JIMB :26-1196 SCRAPE BATHROOM CEILING, PREP AND PAINT	P-15951	6956	700.00 462700 - PAINTING MAINTENANCE
U=1144JIMB :26-1194 REPAIR HOLES AND PAINT INSIDE OF SCREENED PATIO	P-15952	6956	600.00 462700 - PAINTING MAINTENANCE
U=1210NORB :26-1193 REPAIR AND PAINT CORNERS OF INTERIOR DOORWAYS WHERE PLASTER HAS FALLEN OFF, AND TOUCH-UP REPAIR STAINS ON CEILING AND AROUND HVAC VENT	P-15953	6956	600.00 462700 - PAINTING MAINTENANCE
U=1011NYEB :26-1192 REPAIR PEELING PAINT ON BATHROOM WALL	P-15954	6956	200.00 462700 - PAINTING MAINTENANCE
Total 82785 (bomops) - MELVIN TYLER (melvin) - 03/20/26 (03/26)			2,100.00
82786 (bomops) - MID-STATE SUPPLY (mid-stat) - 03/20/26 (03/26)			
26-1144 3-PHASE MILBANK METER PAN FOR BLDG 1701	P-15946	2013	320.00 461400 - COMMERCIAL BUILDING MAINTENANCE
Total 82786 (bomops) - MID-STATE SUPPLY (mid-stat) - 03/20/26 (03/26)			320.00
82787 (bomops) - MSC INDUSTRIAL SUPPLY CO (msc) - 03/20/26 (03/26)			
26-1207 1800ML ALOE MOISTURIZING FOAM SOAP	P-15919	1100	1,813.20 442100 - JANITORIAL
Total 82787 (bomops) - MSC INDUSTRIAL SUPPLY CO (msc) - 03/20/26 (03/26)			1,813.20
82788 (bomops) - NEXAIR, LLC. (nexair) - 03/20/26 (03/26)			
26-1230 OXYGEN USP ALUMINUM CYLINDERS	P-15943	1329	118.58 442300 - OPERATING SUPPLIES
26-1230 OXYGEN CYLINDERS	P-15943	1329	32.40 442300 - OPERATING SUPPLIES
26-1230 ACETYLENE MC	P-15943	1329	74.76 442300 - OPERATING SUPPLIES
26-1230 ACGTY TEMP CHAMBERS	P-15943	1329	1.54 442300 - OPERATING SUPPLIES
Total 82788 (bomops) - NEXAIR, LLC. (nexair) - 03/20/26 (03/26)			227.28
82789 (bomops) - RED BALL OXYGEN CO., INC. (redball) - 03/20/26 (03/26)			
02/2026 ARGON, OXYGEN, ACETYLENE, & WELDING GAS TANK RENTAL AND REFILLS	P-15926	2101	107.16 442300 - OPERATING SUPPLIES

Payment Detail

Bank=bomops AND mm/yy=03/2026-03/2026 AND All Checks=Yes AND Include Voids=All Checks

Total 82789 (bomops) - RED BALL OXYGEN CO., INC. (redball) - 03/20/26 (03/26)				107.16
82790 (bomops) - REXEL, INC (rexel-so) - 03/20/26 (03/26)				
26-1205 ITEMS AND MATERIALS FOR NEW METER PAN AND 3 PHASE CUT OUT FOR HIGH MAST LIGHT NEAR GATE#2	P-15918	1100	1,181.83	441100 - AIRFIELD LIGHTING
Total 82790 (bomops) - REXEL, INC (rexel-so) - 03/20/26 (03/26)				1,181.83
82791 (bomops) - SOUTHWEST ENGINEERS (southwes) - 03/20/26 (03/26)				
03/2026 WATER TREATMENT SERVICES	P-15929	1100	526.00	462200 - HVAC / HVACR MAINTENANCE
Total 82791 (bomops) - SOUTHWEST ENGINEERS (southwes) - 03/20/26 (03/26)				526.00
82792 (bomops) - OPTIMUM (sudlink) - 03/20/26 (03/26)				
03/2026 INTERNET BLDG 2107	P-15982	1104	160.00	431000 - UTILITIES - CABLE / INTERNET
Total 82792 (bomops) - OPTIMUM (sudlink) - 03/20/26 (03/26)				160.00
82793 (bomops) - OPTIMUM (sudlink) - 03/20/26 (03/26)				
03/2026 CABLE SENATOR CASSIDYS OFFICE	P-15983	1611	83.92	431000 - UTILITIES - CABLE / INTERNET
Total 82793 (bomops) - OPTIMUM (sudlink) - 03/20/26 (03/26)				83.92
82794 (bomops) - OPTIMUM (sudlink) - 03/20/26 (03/26)				
03/2026 INTERNET COMMUNITY CENTER	P-15984	1718	236.13	431000 - UTILITIES - CABLE / INTERNET
Total 82794 (bomops) - OPTIMUM (sudlink) - 03/20/26 (03/26)				236.13
82795 (bomops) - OPTIMUM (sudlink) - 03/20/26 (03/26)				
03/2026 INTERNET FLIGHT SIMULATOR	P-15985	1616	161.28	431000 - UTILITIES - CABLE / INTERNET
Total 82795 (bomops) - OPTIMUM (sudlink) - 03/20/26 (03/26)				161.28
82796 (bomops) - TEC OF JACKSON, INC (tec) - 03/20/26 (03/26)				
03/2026 ELEVATOR NSU 2	P-15979	7228	187.73	434000 - UTILITIES - PHONE SERVICE - LAND
Total 82796 (bomops) - TEC OF JACKSON, INC (tec) - 03/20/26 (03/26)				187.73
82797 (bomops) - TETERS FAUCET PARTS (tetersfa) - 03/20/26 (03/26)				
26-1199 P/P TUB STEMS, GENERIC	P-15797	2015v	148.08	462900 - PLUMBING MAINTENANCE
26-1199 ELJER DIVERTERS	P-15797	2015v	159.60	462900 - PLUMBING MAINTENANCE
26-1199 MOEN CARTRIDGES	P-15797	2015v	45.00	462900 - PLUMBING MAINTENANCE
Total 82797 (bomops) - TETERS FAUCET PARTS (tetersfa) - 03/20/26 (03/26)				352.68
82798 (bomops) - CENTRAL VOICE & DATA LLC. (turnerte) - 03/20/26 (03/26)				
26-1171 SERVICE CALL FOR PHONE EXTENSION IN THE PARKING BOOTH AT TERMINAL	P-15976	1100	507.50	451100 - IT / SOFTWARE SERVICES
Total 82798 (bomops) - CENTRAL VOICE & DATA LLC. (turnerte) - 03/20/26 (03/26)				507.50
82799 (bomops) - 2 ROSE WINDOWS (2rose) - 03/27/26 (03/26)				
26-1298 WINDOW CLEANING SERVICES - INCLUDES ALL INTERIOR AND EXTERIOR WINDOWS	P-16035	1718	1,825.00	453400 - PURCHASED SERVICES - JANITORIAL
Total 82799 (bomops) - 2 ROSE WINDOWS (2rose) - 03/27/26 (03/26)				1,825.00
82800 (bomops) - 4-FORTY SCREENS & STITCHES (4-fortys) - 03/27/26 (03/26)				
26-1213 NAVY/WHITE RICHARDSON 11 2 TRUCKER HATS W/LOGO	P-15921	2101	216.00	442600 - UNIFORMS
Total 82800 (bomops) - 4-FORTY SCREENS & STITCHES (4-fortys) - 03/27/26 (03/26)				216.00
82801 (bomops) - AMAZON CAPITAL SERVICES (amazon) - 03/27/26 (03/26)				
26-1242 HP 27" COMPUTER MONITOR	P-15959	1611	175.99	441500 - COMPUTER EQUIPMENT/SOFTWARE
COMPUTER MONITOR	P-15959	1611	12.10	441500 - COMPUTER EQUIPMENT/SOFTWARE
Total 82801 (bomops) - AMAZON CAPITAL SERVICES (amazon) - 03/27/26 (03/26)				188.09
82802 (bomops) - AT & T (att) - 03/27/26 (03/26)				
03/2026 INTERNET CARWASH	P-16010	2235	541.53	431000 - UTILITIES - CABLE / INTERNET
Total 82802 (bomops) - AT & T (att) - 03/27/26 (03/26)				541.53
82803 (bomops) - AT & T (att) - 03/27/26 (03/26)				
03/2026 LANDSIDE INTERNET	P-16045	2015v	616.63	431000 - UTILITIES - CABLE / INTERNET
03/2026 AIRFIELD INTERNET	P-16045	2101	616.63	431000 - UTILITIES - CABLE / INTERNET
Total 82803 (bomops) - AT & T (att) - 03/27/26 (03/26)				1,233.26

Payment Detail

Bank=bomops AND mm/yy=03/2026-03/2026 AND All Checks=Yes AND Include Voids=All Checks

82804 (bomops) - AT&T (attatl) - 03/27/26 (03/26)			
03/2026 ELEVATOR SHERIFFS OFFICE	P-16012	2005	106.65 434000 - UTILITIES - PHONE SERVICE - LAND
Total 82804 (bomops) - AT&T (attatl) - 03/27/26 (03/26)			106.65
82805 (bomops) - AT&T (attatl) - 03/27/26 (03/26)			
03/2026 ALARM LINE UCORE	P-16049	2015c	90.28 434000 - UTILITIES - PHONE SERVICE - LAND
Total 82805 (bomops) - AT&T (attatl) - 03/27/26 (03/26)			90.28
82806 (bomops) - AT & T (attmobt) - 03/27/26 (03/26)			
03/2026 INTERNET ADMIN OFFICE	P-16011	1611	190.00 431000 - UTILITIES - CABLE / INTERNET
03/2026 INTERNET TERMINAL	P-16050	1100	179.99 431000 - UTILITIES - CABLE / INTERNET
Total 82806 (bomops) - AT & T (attmobt) - 03/27/26 (03/26)			369.99
82807 (bomops) - BAYOU MOSQUITO & PEST MGMT LLC (bayoumos) - 03/27/26 (03/26)			
02/2026 MONTHLY RODENT CONTROL	P-15844	6956	20.00 453600 - PURCHASED SERVICES - PEST CONTROL
02/2026 MONTHLY RODENT CONTROL	P-15844	6956	20.00 453600 - PURCHASED SERVICES - PEST CONTROL
Total 82807 (bomops) - BAYOU MOSQUITO & PEST MGMT LLC (bayoumos) - 03/27/26 (03/26)			40.00
82808 (bomops) - BELLS JANITORIAL (bells) - 03/27/26 (03/26)			
26-1175 TO CLEAN AEX MARCH 2026	P-16026	1100	1,425.00 453400 - PURCHASED SERVICES - JANITORIAL
26-1175 TO COVER VACATION AND SICK LEAVE	P-16026	1100	130.00 453400 - PURCHASED SERVICES - JANITORIAL
03/2026 CLEAN FLIGHT SIMULATOR ROOM	P-16029	1616	200.00 453400 - PURCHASED SERVICES - JANITORIAL
03/2026 CUSTODIAL SERVICES	P-16044	2113	120.00 453400 - PURCHASED SERVICES - JANITORIAL
M26-0043 CUSTODIAL SERVICES	P-16044	1611	2,040.00 453400 - PURCHASED SERVICES - JANITORIAL
M26-0043 CUSTODIAL SERVICES	P-16044	1616	100.00 453400 - PURCHASED SERVICES - JANITORIAL
Total 82808 (bomops) - BELLS JANITORIAL (bells) - 03/27/26 (03/26)			4,015.00
82809 (bomops) - BISHOP ENTERPRISES, LLC (bishopen) - 03/27/26 (03/26)			
02/2026 CUT GRASS AT AEX	P-15856	1100	6,307.26 461900 - GROUNDS MAINTENANCE
02/2026 CUT GRASS AT LANDSIDE AREAS	P-15856	finprop	5,542.74 461900 - GROUNDS MAINTENANCE
Total 82809 (bomops) - BISHOP ENTERPRISES, LLC (bishopen) - 03/27/26 (03/26)			11,850.00
82810 (bomops) - BROOKE MYERS (brooke) - 03/27/26 (03/26)			
3/16-20/26 JANITORIAL SERVICE AND SUPPLIES - MAIN OFFICE & SUITES	P-16043	6956	470.00 453400 - PURCHASED SERVICES - JANITORIAL
M26-0134 WEEKLY JANITORIAL SERVICE	P-16043	1108dao	150.00 453400 - PURCHASED SERVICES - JANITORIAL
M26-0134 WEEKLY JANITORIAL SERVICE	P-16043	1103dao	75.00 453400 - PURCHASED SERVICES - JANITORIAL
Total 82810 (bomops) - BROOKE MYERS (brooke) - 03/27/26 (03/26)			695.00
82811 (bomops) - BROWN & BROWN OF LOUISIANA, LLC (brownbr) - 03/27/26 (03/26)			
RENEW CYBER POLICY 011781913	P-16013	finprop	57,428.44 142000 - PREPAID INSURANCE
Total 82811 (bomops) - BROWN & BROWN OF LOUISIANA, LLC (brownbr) - 03/27/26 (03/26)			57,428.44
82812 (bomops) - CINTAS CORP (cintas) - 03/27/26 (03/26)			
26-0044 4X8 LOGO MAT QTY 4	P-16017	1100	22.00 453400 - PURCHASED SERVICES - JANITORIAL
26-0044 3X5 EXTRACTION MAT ONYX QTY 6	P-16017	1100	27.00 453400 - PURCHASED SERVICES - JANITORIAL
26-0044 24" DUST MOP QTY 8	P-16017	1100	20.73 453400 - PURCHASED SERVICES - JANITORIAL
26-0044 SERVICE CHARGE	P-16017	1100	1.18 453400 - PURCHASED SERVICES - JANITORIAL
Total 82812 (bomops) - CINTAS CORP (cintas) - 03/27/26 (03/26)			70.91
82813 (bomops) - CITY OF ALEXANDRIA-UTILITY (city-uti) - 03/27/26 (03/26)			
03/2026 1016 SCHILLING DR	P-16051	1016sch	39.03 436000 - UTILITIES - WATER / GAS
Total 82813 (bomops) - CITY OF ALEXANDRIA-UTILITY (city-uti) - 03/27/26 (03/26)			39.03
82814 (bomops) - CLECO POWER LLC (cleco) - 03/27/26 (03/26)			
02/2026 1011 DAOUST B	P-15910	6956	24.93 432000 - UTILITIES - ELECTRIC
02/2026 1015 ROYCE DRIVE	P-16015	1015roy	56.15 432000 - UTILITIES - ELECTRIC
02/2026 1021 PACKARD DR A	P-16016	1021paca	24.47 432000 - UTILITIES - ELECTRIC
03/2026 6956 ENGLAND OAKS	P-16048	6956	46.09 432000 - UTILITIES - ELECTRIC
Total 82814 (bomops) - CLECO POWER LLC (cleco) - 03/27/26 (03/26)			151.64
82815 (bomops) - COMMUNITY COFFEE CO. LLC (communit) - 03/27/26 (03/26)			
03/2026 COFFEE AND SUPPLIES FOR ADMIN AND OPERATIONS	P-15945	1611	297.58 442200 - OFFICE SUPPLIES
Total 82815 (bomops) - COMMUNITY COFFEE CO. LLC (communit) - 03/27/26 (03/26)			297.58

Payment Detail

Bank=bomops AND mm/yy=03/2026-03/2026 AND All Checks=Yes AND Include Voids=All Checks

82816 (bomops) - DEBORAH MURPHY LAGOS & ASSOC. (deborahm) - 03/27/26 (03/26)				
12/2025 NOISE PROGRAM COORDINATOR	P-15935	faa	5,612.00	950100 - FAA REIMBURSED
12/2025 NOISE PROGRAM COORDINATOR	P-15935	dotd	623.00	950200 - DOTD REIMBURSED
01/2026 NOISE PROGRAM COORDINATOR	P-15936	faa	5,612.00	950100 - FAA REIMBURSED
01/2026 NOISE PROGRAM COORDINATOR	P-15936	dotd	623.00	950200 - DOTD REIMBURSED
02/2026 NOISE PROGRAM COORDINATOR	P-15937	faa	5,612.00	950100 - FAA REIMBURSED
02/2026 NOISE PROGRAM COORDINATOR	P-15937	dotd	623.00	950200 - DOTD REIMBURSED
Total 82816 (bomops) - DEBORAH MURPHY LAGOS & ASSOC. (deborahm) - 03/27/26 (03/26)			18,705.00	
82817 (bomops) - EAGLE SERVICE COMPANY INC (eaglejac) - 03/27/26 (03/26)				
26-1231 REBUILD ON CASE 580N BACKHOE STEERING HYDRAULIC ARM	P-15870	2015v	180.79	461600 - EQUIPMENT MAINTENANCE
Total 82817 (bomops) - EAGLE SERVICE COMPANY INC (eaglejac) - 03/27/26 (03/26)			180.79	
82818 (bomops) - GRIMES INDUSTRIAL SUPPLY, LLC (grimesin) - 03/27/26 (03/26)				
26-1169 LOCK OUT/TAG OUT KIT	P-15915	2101	116.43	442300 - OPERATING SUPPLIES
Total 82818 (bomops) - GRIMES INDUSTRIAL SUPPLY, LLC (grimesin) - 03/27/26 (03/26)			116.43	
82819 (bomops) - JB BUILDINGS, LLC (jbbuildings) - 03/27/26 (03/26)				
26-0820 EXTERIOR REPAIRS FOR ALL DWELLINGS ON SCHILLING DRIVE, INCLUDING 24 STRUCTURES 5 OF WHICH ARE DUPLEXES	P-15995	finprop	59,960.70	950500 - EEIDD FUNDED
Total 82819 (bomops) - JB BUILDINGS, LLC (jbbuildings) - 03/27/26 (03/26)			59,960.70	
82820 (bomops) - LA GFOA CONFERENCE (lagfoa) - 03/27/26 (03/26)				
REGISTRATION SPRING CONFERENCE	P-16053	1611	225.00	422100 - EDUCATION / TRAINING
REGISTRATION SPRING CONFERENCE	P-16054	1611	225.00	422100 - EDUCATION / TRAINING
Total 82820 (bomops) - LA GFOA CONFERENCE (lagfoa) - 03/27/26 (03/26)			450.00	
82821 (bomops) - LAMAR COMPANIES (lamarcom) - 03/27/26 (03/26)				
M26-0171 DIGITAL POSTER BILLBOARD HWY 84 AT LOGAN SEWELL RD (VIDALIA)	P-15972	finprop	266.66	421050 - ADVERTISING
M26-0171 DIGITAL POSTER BILLBOARD JACKSON STREET AT METRO 28 WEST AT CLOVERLEAF MACARTHUR AT BAYOU RAPIDES	P-15972	finprop	666.67	421050 - ADVERTISING
M26-0171 DIGITAL POSTER BILLBOARD HWY 84 AT LOGAN SEWELL RD (VIDALIA)	P-15972	finprop	400.00	421050 - ADVERTISING
Total 82821 (bomops) - LAMAR COMPANIES (lamarcom) - 03/27/26 (03/26)			1,333.33	
82822 (bomops) - LCR CORPORATION-M (lrcorp) - 03/27/26 (03/26)				
REPAIR KIT CARTRIDGE	P-16027	1100	75.99	462900 - PLUMBING MAINTENANCE
Total 82822 (bomops) - LCR CORPORATION-M (lrcorp) - 03/27/26 (03/26)			75.99	
82823 (bomops) - LEAF (leaf) - 03/27/26 (03/26)				
03/2026 KONICA MINOLTA	P-16046	6956	259.19	441800 - EQUIPMENT - RENTAL
Total 82823 (bomops) - LEAF (leaf) - 03/27/26 (03/26)			259.19	
82824 (bomops) - LOWE'S (lowes) - 03/27/26 (03/26)				
26-1211 UNDER-COUNTER LIGHT FOR CONFERENCE ROOM	P-15999	1100	40.00	463300 - TERMINAL BUILDING MAINTENANCE
26-1211 REPLACEMENT PACKS OF CHAIR GLIDES	P-15999	1100	59.02	463300 - TERMINAL BUILDING MAINTENANCE
26-1211 CANS OF SPRAY ADHESIVE	P-15999	1100	85.00	463300 - TERMINAL BUILDING MAINTENANCE
26-1211 MICROFIBER CLEANING MOPS	P-15999	1100	14.80	442100 - JANITORIAL
26-1211 SWIFFER HEAVY DUTY DUSTERS	P-15999	1100	26.00	442100 - JANITORIAL
26-1211 SWIFFER DUSTER REFILLS	P-15999	1100	85.00	442100 - JANITORIAL
26-1288 WOOD GLUE	P-16032	1100	6.00	442300 - OPERATING SUPPLIES
26-1288 BOTTLES OF PROPANE	P-16032	1100	35.00	442300 - OPERATING SUPPLIES
26-1288 TUBES OF CAULK	P-16032	1100	130.63	442300 - OPERATING SUPPLIES
Total 82824 (bomops) - LOWE'S (lowes) - 03/27/26 (03/26)			481.45	
82825 (bomops) - NAPA AUTO PARTS (napa) - 03/27/26 (03/26)				
26-1295 WATER FAUCETS FOR CAR WASH REELS	P-16031	2235	100.80	441400 - CAR WASH OPERATING SUPPLIES
26-1295 CANS OF PB BLASTER	P-16031	2235	25.00	441400 - CAR WASH OPERATING SUPPLIES
26-1295 WD-40	P-16031	2235	25.00	441400 - CAR WASH OPERATING SUPPLIES
Total 82825 (bomops) - NAPA AUTO PARTS (napa) - 03/27/26 (03/26)			150.80	
82826 (bomops) - NATIONAL INSTITUTE OF PUBLIC PROCUREMENT (nigp) - 03/27/26 (03/26)				
26-1260 MEMBERSHIP DUES	P-16023	1611	195.00	421400 - DUES AND SUBSCRIPTIONS
26-1260 MEMBERSHIP DUES	P-16023	1611	100.00	421400 - DUES AND SUBSCRIPTIONS

Payment Detail

Bank=bomops AND mm/yy=03/2026-03/2026 AND All Checks=Yes AND Include Voids=All Checks

26-1260 MEMBERSHIP DUES	P-16023	1611	100.00	421400 - DUES AND SUBSCRIPTIONS
Total 82826 (bomops) - NATIONAL INSTITUTE OF PUBLIC PROCUREMENT (nigp) - 03/27/26 (03/26)			395.00	
82827 (bomops) - QUADIANT FINANCE USA, INC (quadfin) - 03/27/26 (03/26)				
26-1121 POSTAGE FOR MACHINE 2/3/26	P-16052	1611	239.00	442400 - POSTAGE & SHIPPING
Total 82827 (bomops) - QUADIANT FINANCE USA, INC (quadfin) - 03/27/26 (03/26)			239.00	
82828 (bomops) - RAPIDES PARISH SHERIFF DEPT. (rapsheri) - 03/27/26 (03/26)				
02/2026 AIRPARK SECURITY	P-16042	finprop	31,267.52	451200 - CONTRACT LABOR - SECURITY
Total 82828 (bomops) - RAPIDES PARISH SHERIFF DEPT. (rapsheri) - 03/27/26 (03/26)			31,267.52	
82829 (bomops) - ROBIN EWING POOL SUPPLIES INC. (robinewi) - 03/27/26 (03/26)				
26-1302 TROUBLESHOOT PROBLEM WITH AUTO LEVELER	P-16033	1100	93.50	461800 - FOUNTAIN MAINTENANCE
Total 82829 (bomops) - ROBIN EWING POOL SUPPLIES INC. (robinewi) - 03/27/26 (03/26)			93.50	
82830 (bomops) - SHERWIN-WILLIAMS CO. (sherwin) - 03/27/26 (03/26)				
26-1280 SUPER STRIPS	P-16034	2101	102.36	442300 - OPERATING SUPPLIES
Total 82830 (bomops) - SHERWIN-WILLIAMS CO. (sherwin) - 03/27/26 (03/26)			102.36	
82831 (bomops) - CONVERGINT TECHNOLOGY LLC (simpsons) - 03/27/26 (03/26)				
26-1219 TROUBLESHOOT COMMUNICATION ERROR ON FIRE PANEL AT ENGLAND OAKS OFFICE	P-16000	6956	230.00	461700 - FIRE SYSTEMS MAINTENANCE
26-1219 TRUCK CHARGE	P-16000	6956	100.00	461700 - FIRE SYSTEMS MAINTENANCE
Total 82831 (bomops) - CONVERGINT TECHNOLOGY LLC (simpsons) - 03/27/26 (03/26)			330.00	
82832 (bomops) - SWARCO ROAD MARKING SYSTEMS (swarco) - 03/27/26 (03/26)				
26-1275 TTB TYPE 1 GLASS BEADS	P-16005	2101	1,000.00	462700 - PAINTING MAINTENANCE
26-1275 FREIGHT	P-16005	2101	335.00	462700 - PAINTING MAINTENANCE
Total 82832 (bomops) - SWARCO ROAD MARKING SYSTEMS (swarco) - 03/27/26 (03/26)			1,335.00	
82833 (bomops) - TETERS FAUCET PARTS (tetersfa) - 03/27/26 (03/26)				
26-1240 PLUMBING STOPS AND ADAPTERS FOR EO HOUSING REPAIRS	P-15872	2015v	188.12	462900 - PLUMBING MAINTENANCE
26-1240 PLUMBING STOPS AND ADAPTERS FOR EV HOUSING REPAIRS	P-15872	2015v	188.12	462900 - PLUMBING MAINTENANCE
26-1240 PLUMBING STOPS AND ADAPTERS FOR EE HOUSING REPAIRS	P-15872	2015v	250.82	462900 - PLUMBING MAINTENANCE
26-1157 CRANE/REPCAL STEMS	P-15997	2015v	57.93	462900 - PLUMBING MAINTENANCE
26-1199 ELJER DIVERTERS	P-15998	2015v	110.40	462900 - PLUMBING MAINTENANCE
26-1199 MOEN CARTRIDGES	P-15998	2015v	228.60	462900 - PLUMBING MAINTENANCE
Total 82833 (bomops) - TETERS FAUCET PARTS (tetersfa) - 03/27/26 (03/26)			1,023.99	
78670 (ops) - DENAH DUREN-RUSSELL (denahd) - 03/30/26 (03/26) (Voider)				
REFUND WAITLIST DEPOSIT	P-11040	6956	-300.00	356200 - MISCELLANEOUS REVENUES
Total 78670 (ops) - DENAH DUREN-RUSSELL (denahd) - 03/30/26 (03/26) (Voider)			-300.00	
80884 (ops) - BANK OF MONTGOMERY OPERATING ACCOUNT (bankm) - 03/06/26 (03/26)				
TRANSFER FUNDS FROM REGIONS	P-15839	finprop	104,000.00	106100 - CASH - BOM OPERATING
Total 80884 (ops) - BANK OF MONTGOMERY OPERATING ACCOUNT (bankm) - 03/06/26 (03/26)			104,000.00	
80885 (ops) - BANK OF MONTGOMERY OPERATING ACCOUNT (bankm) - 03/11/26 (03/26)				
TRANSFER FUNDS FROM REGIONS	P-15905	finprop	1,220.77	106100 - CASH - BOM OPERATING
Total 80885 (ops) - BANK OF MONTGOMERY OPERATING ACCOUNT (bankm) - 03/11/26 (03/26)			1,220.77	
			1,203,297.32	



**ENGLAND ECONOMIC & INDUSTRIAL DEVELOPMENT DISTRICT
(ENGLAND AIRPARK)**

**FINANCIAL PACKAGE
MARCH 31, 2026**

TABLE OF CONTENTS

GENERAL FUND	3
FINANCIAL SNAPSHOT	4
STATEMENT OF REVENUES AND EXPENSES - SUMMARY	5
NET OPERATING INCOME 12 MONTH ANALYSIS	6
REVENUE COMPARISONS – BUDGET VS ACTUAL GRAPHS-MTD	7
REVENUE COMPARISONS – BUDGET VS ACTUAL GRAPHS-YTD	8
REVENUE COMPARISONS – COMMUNITY BUDGET VS ACTUAL GRAPHS-MTD	9
REVENUE COMPARISONS – COMMUNITY BUDGET VS ACTUAL GRAPHS-YTD	10
EXPENSE COMPARISONS – BUDGET VS ACTUAL GRAPHS-MTD	11
EXPENSE COMPARISONS – BUDGET VS ACTUAL GRAPHS-YTD	12
EXPENSE COMPARISONS – COMMUNITY BUDGET VS ACTUAL GRAPHS-MTD	13
EXPENSE COMPARISONS – COMMUNITY BUDGET VS ACTUAL GRAPHS-YTD	14
STATEMENT OF REVENUES AND EXPENSES – DETAIL	15
 CAPITAL FUND	 20
STATEMENT OF REVENUES AND EXPENSES	21
CAPITAL PROJECT ANALYSIS	22
 SUPPLEMENTAL REPORTING	 26
PERSONNEL COMPENSATION DETAIL	27
CASH SUMMARY REPORT	30
MONTHLY CASH FLOWS SCHEDULE	31
LOUISIANA ASSET MANAGEMENT POOL, INC. STATEMENT	33
OAKWING GOLF CLUB – INCOME STATEMENT	34



GENERAL FUND



PER DIVISION - FISCAL YEAR TO DATE

	ADMIN	AIRPORT	AIRPARK	MILITARY	COMMUNITY	TOTAL
NET INCOME YTD						
REVENUES	-10.60	4,784,953.13	4,993,572.63	1,738,609.60	1,458,991.74	12,976,116.50
EXPENDITURES	2,046,142.02	3,647,847.40	3,572,327.34	47,286.73	1,639,454.75	10,953,058.24
NET INCOME	-2,046,152.62	1,137,105.73	1,421,245.29	1,691,322.87	-180,463.01	2,023,058.26
BUDGETED NET INCOME	-2,161,820.50	635,436.00	1,194,234.00	1,684,138.00	-236,650.00	1,115,337.50
NET INCOME VARIANCE	115,667.88	501,669.73	227,011.29	7,184.87	56,186.99	907,720.76
REVENUES - BUDGET VS. ACTUAL YTD						
BUDGETED REVENUES	0.00	4,695,632.00	5,017,218.00	1,751,062.00	1,388,163.00	12,852,075.00
ACTUAL REVENUES	-10.60	4,784,953.13	4,993,572.63	1,738,609.60	1,458,991.74	12,976,116.50
VARIANCE	-10.60	89,321.13	-23,645.37	-12,452.40	70,828.74	124,041.50
EXPENDITURES - BUDGET VS. ACTUAL YTD						
BUDGETED EXPENDITURES	2,161,820.50	4,060,196.00	3,822,984.00	66,924.00	1,624,813.00	11,736,737.50
ACTUAL EXPENDITURES	2,046,142.02	3,647,847.40	3,572,327.34	47,286.73	1,639,454.75	10,953,058.24
VARIANCE	-115,678.48	-412,348.60	-250,656.66	-19,637.27	14,641.75	-783,679.26

SPECIAL INTEREST DEPARTMENTS - FISCAL YEAR TO DATE

	OAKWING
NET INCOME YTD	
REVENUES	1,387,366.74
EXPENDITURES	1,557,740.61
NET INCOME	-170,373.87
BUDGETED NET INCOME	-228,458.00
NET INCOME VARIANCE	58,084.13
REVENUES - BUDGET VS. ACTUAL YTD	
BUDGETED REVENUES	1,308,588.00
ACTUAL REVENUES	1,387,366.74
VARIANCE	78,778.74
EXPENDITURES - BUDGET VS. ACTUAL YTD	
BUDGETED EXPENDITURES	1,537,046.00
ACTUAL EXPENDITURES	1,557,740.61
VARIANCE	20,694.61

	ENGLAND OAKS	ENGLAND VILLAGE	ENGLAND ESTATES
NET INCOME YTD			
REVENUES	2,064,673.73	209,321.43	999,414.92
EXPENDITURES	1,057,792.16	142,461.62	262,489.47
NET INCOME	1,006,881.57	66,859.81	736,925.45
BUDGETED NET INCOME	838,642.00	68,414.00	743,331.00
NET INCOME VARIANCE	168,239.57	-1,554.19	-6,405.55
REVENUES - BUDGET VS. ACTUAL YTD			
BUDGETED REVENUES	2,068,452.00	209,137.00	1,019,531.00
ACTUAL REVENUES	2,064,673.73	209,321.43	999,414.92
VARIANCE	-3,778.27	184.43	-20,116.08
EXPENDITURES - BUDGET VS. ACTUAL YTD			
BUDGETED EXPENDITURES	1,229,810.00	140,723.00	276,200.00
ACTUAL EXPENDITURES	1,057,792.16	142,461.62	262,489.47
VARIANCE	-172,017.84	1,738.62	-13,710.53

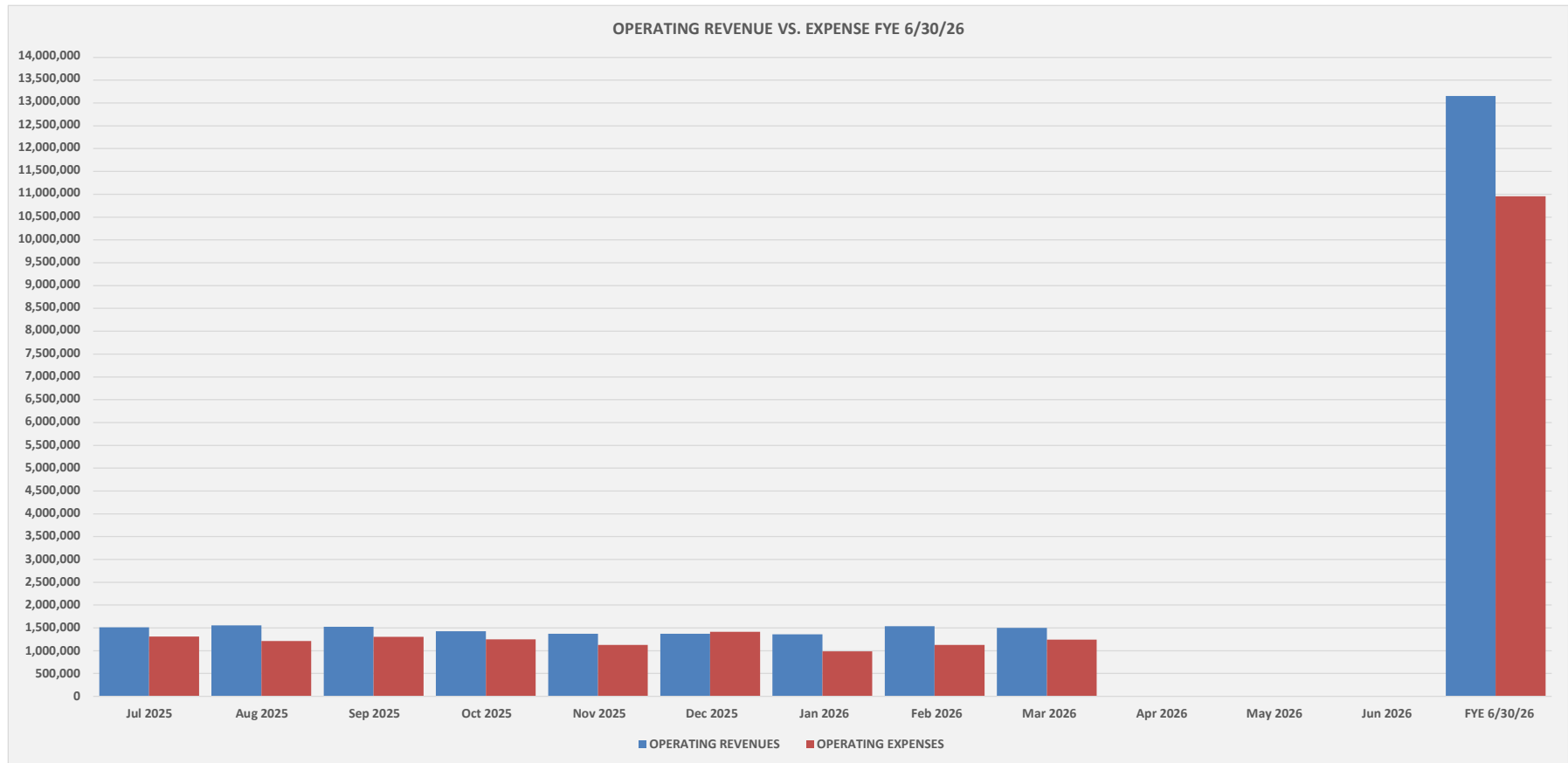
ENGLAND ECONOMIC AND INDUSTRIAL DEVELOPMENT DISTRICT
 Summary Statement of Revenues and Expenses
 For the Period and Nine Months Ended March 31, 2026
GENERAL OPERATIONS FUND



	PTD Actual	PTD Budget	Variance	% Var	YTD Actual	YTD Budget	Variance	% Var	Annual	% of Year Elapsed
										75.0%
REVENUES										
AERONAUTICAL REVENUE										
PASSENGER AIRPORT REVENUE	227,677.51	216,323.00	11,354.51	5.25	2,058,078.37	1,997,644.00	60,434.37	3.03	2,643,682.00	77.85%
NON-PASSENGER AIRPORT REVENUE	137,082.42	105,836.00	31,246.42	29.52	1,097,799.70	1,050,669.00	47,130.70	4.49	1,370,495.00	80.10%
AERONAUTICAL REVENUE TOTAL	364,759.93	322,159.00	42,600.93	13.22	3,155,878.07	3,048,313.00	107,565.07	3.53	4,014,177.00	78.62%
NON-AERONAUTICAL REVENUE										
LAND & BUILDING LEASES	752,564.27	781,611.00	-29,046.73	-3.72	6,882,350.11	6,935,703.00	-53,352.89	-0.77	9,497,316.00	72.47%
COMMUNITY CENTER	7,050.00	8,650.00	-1,600.00	-18.50	71,625.00	79,575.00	-7,950.00	-9.99	96,725.00	74.05%
OAKWING GOLF COURSE	186,122.47	165,650.00	20,472.47	12.36	1,387,366.74	1,308,588.00	78,778.74	6.02	1,847,638.00	75.09%
TERMINAL	96,697.48	81,759.00	14,938.48	18.27	759,320.84	735,831.00	23,489.84	3.19	981,102.00	77.39%
RENTAL CARS	8,134.00	8,988.00	-854.00	-9.50	59,679.89	80,892.00	-21,212.11	-26.22	107,858.00	55.33%
PARKING LOT	69,875.00	72,000.00	-2,125.00	-2.95	634,515.25	657,926.00	-23,410.75	-3.56	880,000.00	72.10%
OTHER	15,036.63	583.00	14,453.63	2,479.18	25,380.60	5,247.00	20,133.60	383.72	7,000.00	362.58%
NON-AERONAUTICAL REVENUE TOTAL	1,135,479.85	1,119,241.00	16,238.85	1.45	9,820,238.43	9,803,762.00	16,476.43	0.17	13,417,639.00	73.19%
REVENUES TOTAL	1,500,239.78	1,441,400.00	58,839.78	4.08	12,976,116.50	12,852,075.00	124,041.50	0.97	17,431,816.00	74.44%
OPERATING EXPENSES										
PERSONNEL COMPENSATION & BENEFITS	343,752.84	355,613.00	11,860.16	3.34	3,082,360.23	3,178,056.00	95,695.77	3.01	4,236,749.00	72.75%
OTHER GENERAL & ADMINISTRATIVE	89,004.33	94,364.00	5,359.67	5.68	815,573.99	875,581.00	60,007.01	6.85	1,179,488.00	69.15%
UTILITIES	100,069.98	97,565.00	-2,504.98	-2.57	866,154.13	880,527.00	14,372.87	1.63	1,173,232.00	73.83%
SUPPLIES & MATERIALS	51,711.16	64,267.00	12,555.84	19.54	525,634.90	650,012.00	124,377.10	19.13	858,835.00	61.20%
CONTRACT SERVICES	306,170.08	316,541.50	10,371.42	3.28	2,725,503.66	2,908,285.50	182,781.84	6.28	3,899,284.00	69.90%
REPAIRS & MAINTENANCE	164,456.32	187,485.00	23,028.68	12.28	1,380,090.72	1,707,230.00	327,139.28	19.16	2,260,890.00	61.04%
OAKWING GOLF CLUB OPERATIONS	185,118.83	184,675.00	-443.83	-0.24	1,557,740.61	1,537,046.00	-20,694.61	-1.35	2,091,363.00	74.48%
TOTAL OPERATING EXPENSES	1,240,283.54	1,300,510.50	60,226.96	4.63	10,953,058.24	11,736,737.50	783,679.26	6.68	15,699,841.00	69.77%
NET OPERATING INCOME (LOSS)	259,956.24	140,889.50	119,066.74	84.51	2,023,058.26	1,115,337.50	907,720.76	81.39	1,731,975.00	116.81%
OTHER OPERATIONS REVENUE/(EXPENSES)	-211,928.38	-243,274.67	31,346.29	12.89	-2,031,708.01	-2,821,889.03	790,181.02	28.00	-1,870,975.00	108.59%
NON-OPERATING REVENUES / (EXPENSES)	28,559.93	11,583.00	16,976.93	146.57	199,419.43	104,247.00	95,172.43	91.30	139,000.00	143.47%
EXCESS/(DEFICIENCY)	76,587.79	-90,802.17	167,389.96	184.35	190,769.68	-1,602,304.53	1,793,074.21	111.91	0.00	N/A

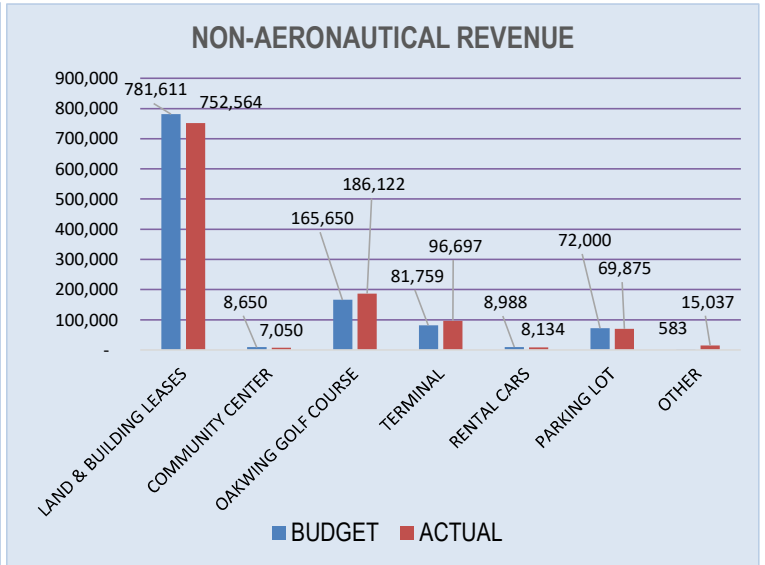
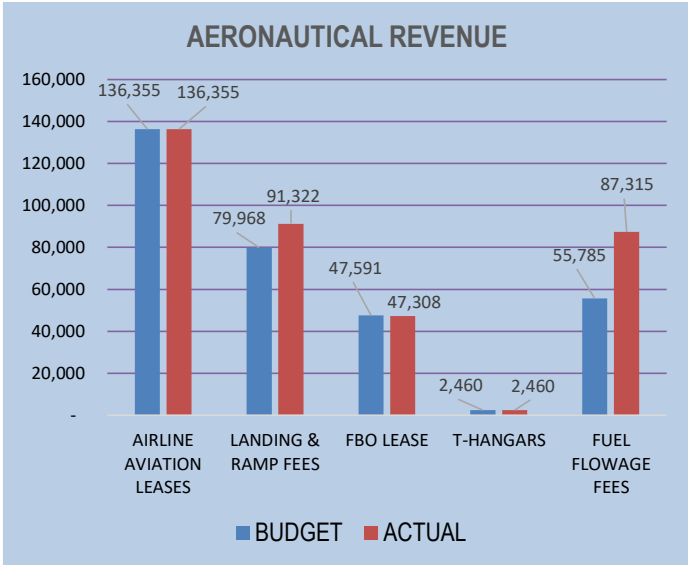
GENERAL FUND - 12 MONTH ANALYSIS

	Jul 2025	Aug 2025	Sep 2025	Oct 2025	Nov 2025	Dec 2025	Jan 2026	Feb 2026	Mar 2026	Apr 2026	May 2026	Jun 2026	FYE 6/30/26
OPERATING REVENUES	1,511,858	1,553,498	1,524,460	1,427,571	1,373,950	1,368,253	1,361,457	1,534,830	1,500,240				13,156,117
OPERATING EXPENSES	1,306,966	1,208,101	1,300,008	1,250,046	1,125,367	1,412,252	985,193	1,124,842	1,240,284				10,953,058
NET OPERATING INCOME	204,892	345,398	224,452	177,525	248,582	-43,999	376,264	409,988	259,956	0	0	0	2,203,058

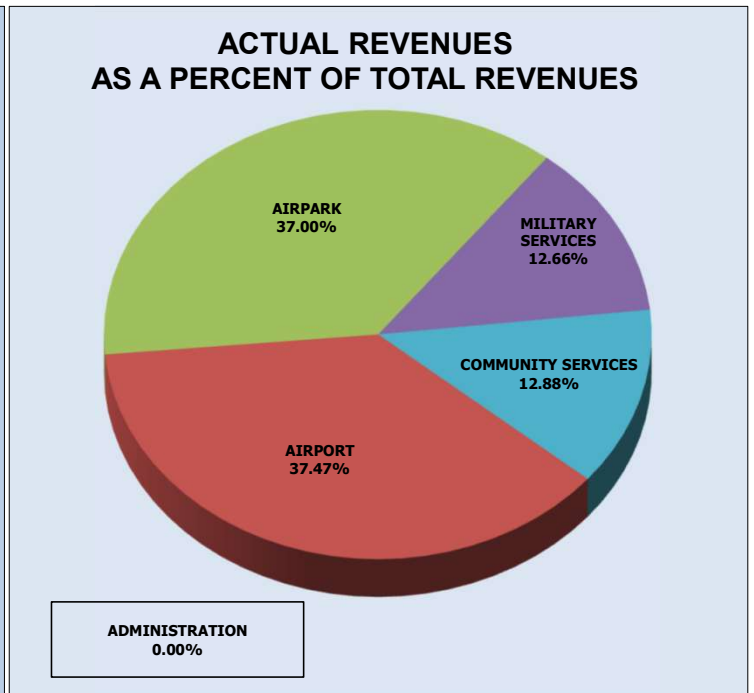
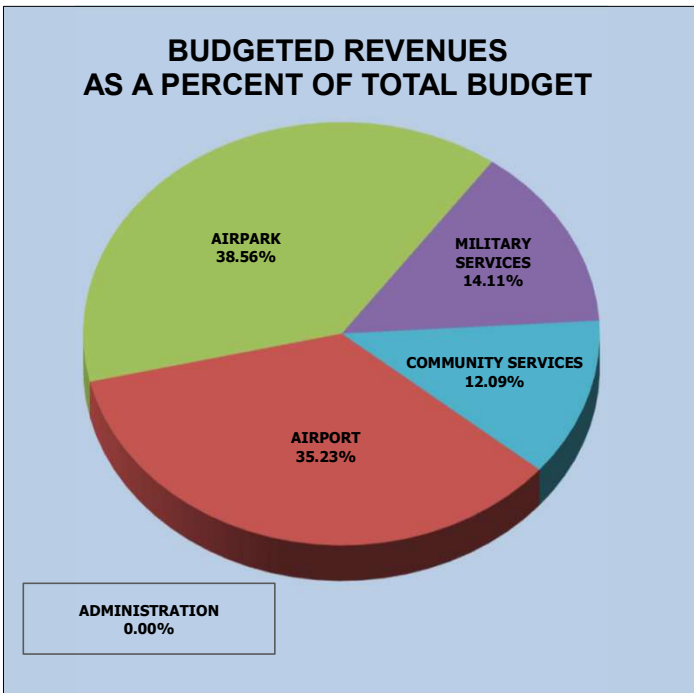


ENGLAND ECONOMIC AND INDUSTRIAL DEVELOPMENT DISTRICT
 Revenue Comparisons - Budget vs Actual
 For the Month ended March 31, 2026

REVENUE CATEGORIES

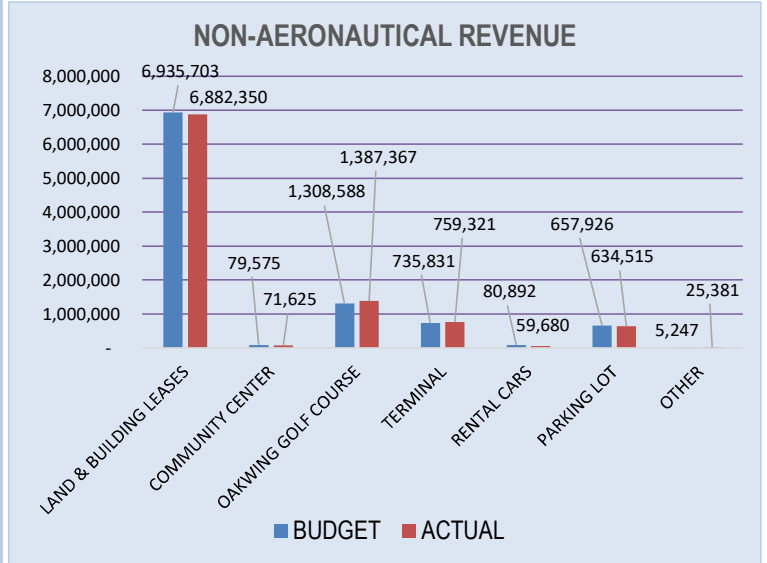
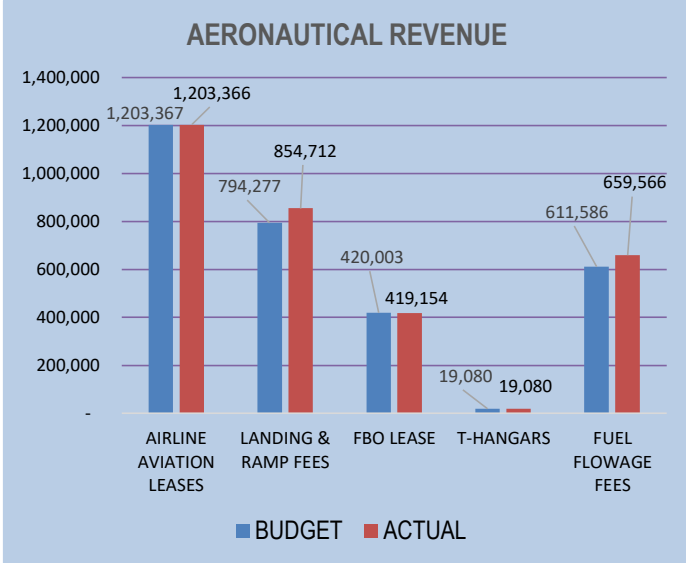


REVENUES BY DIVISION

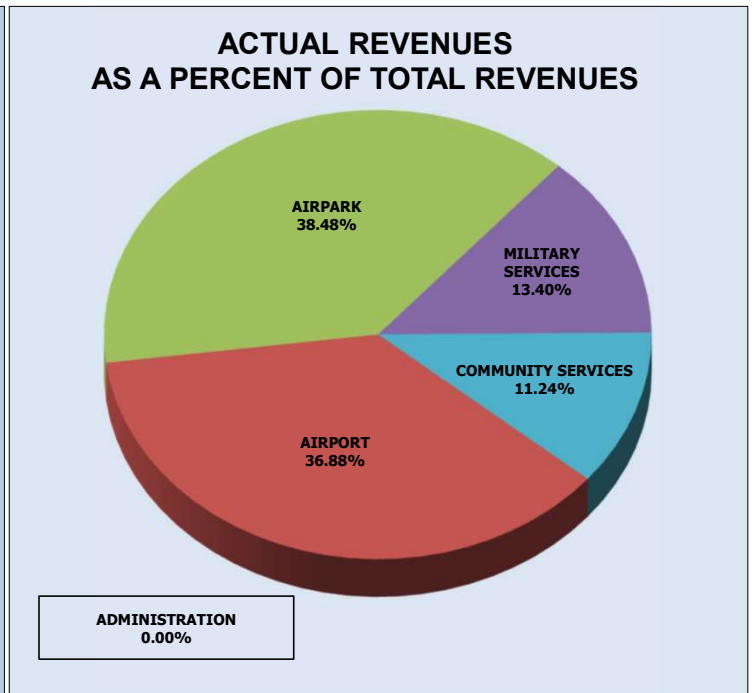
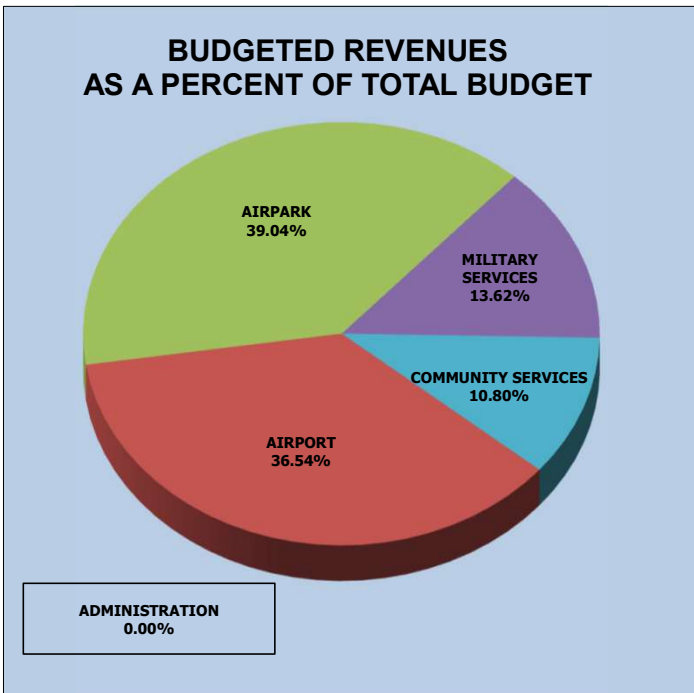


ENGLAND ECONOMIC AND INDUSTRIAL DEVELOPMENT DISTRICT
 Revenue Comparisons - Budget vs Actual
 For Nine Months Ended March 31, 2026

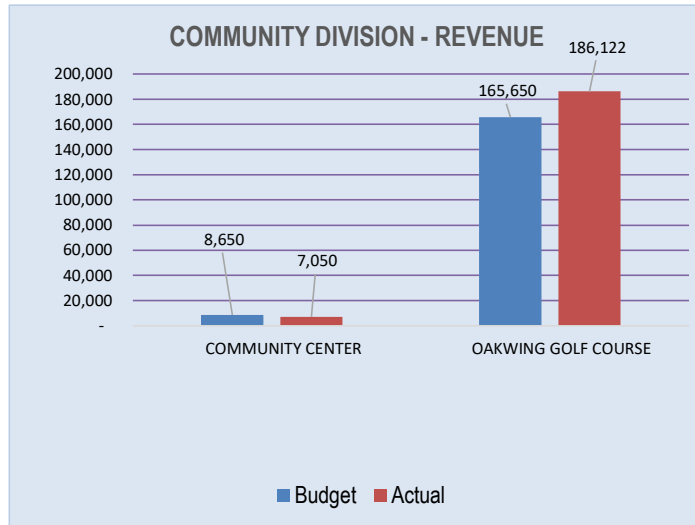
REVENUE CATEGORIES



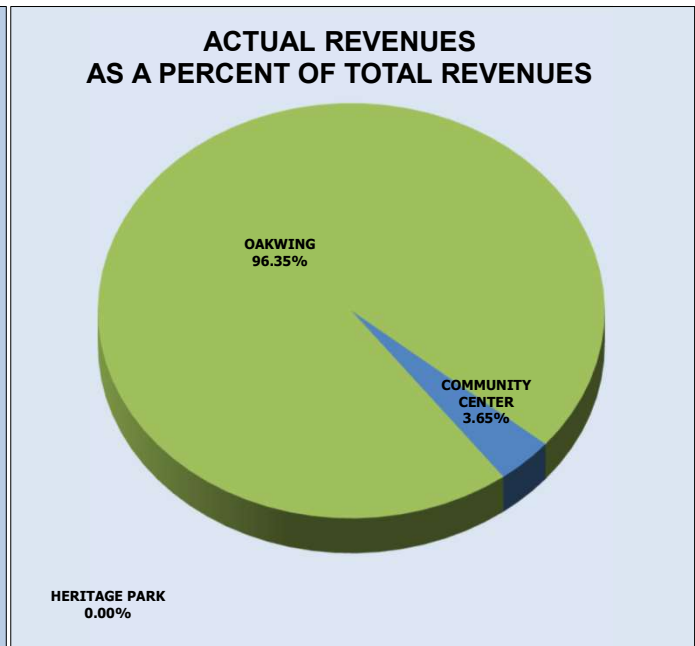
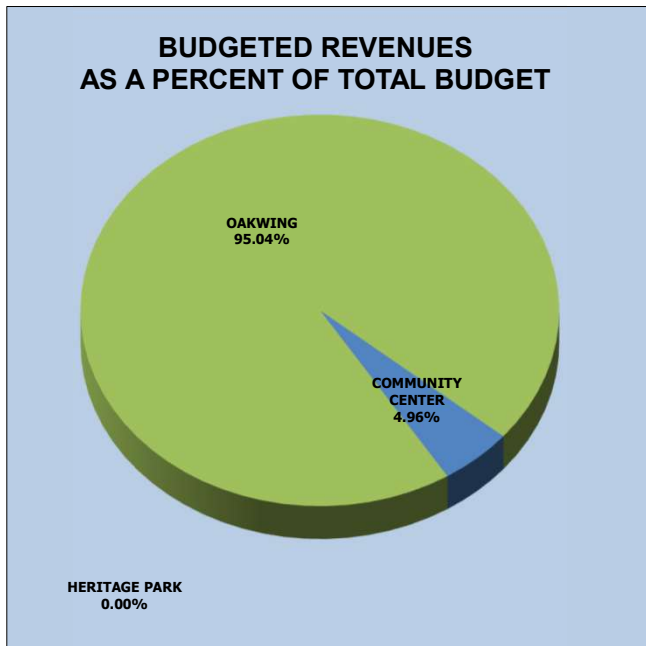
REVENUES BY DIVISION



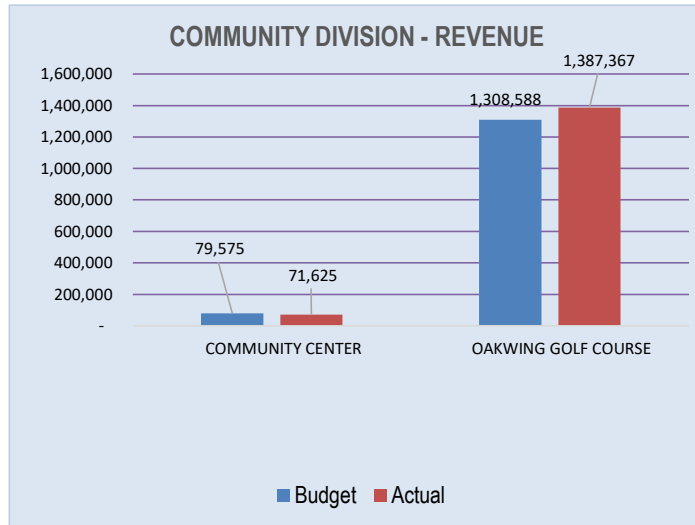
ENGLAND ECONOMIC AND INDUSTRIAL DEVELOPMENT DISTRICT
 Revenue Comparisons - Budget vs Actual
 For the Month ended March 31, 2026



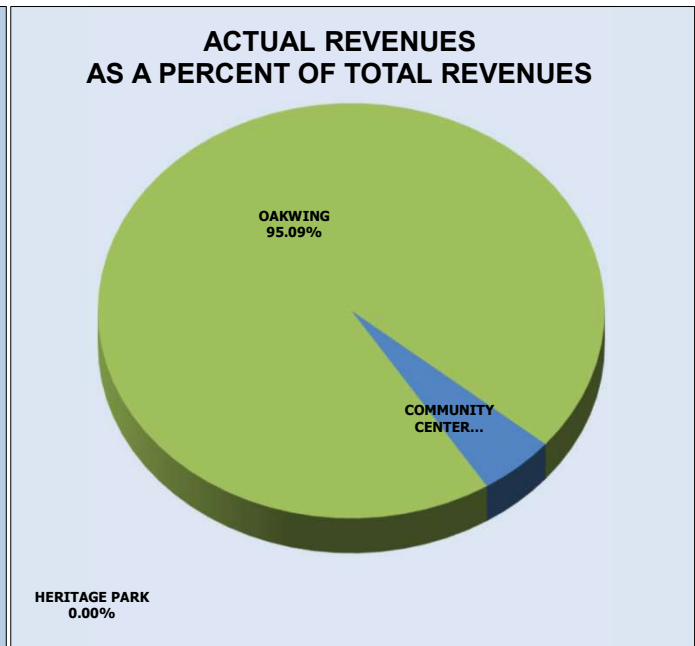
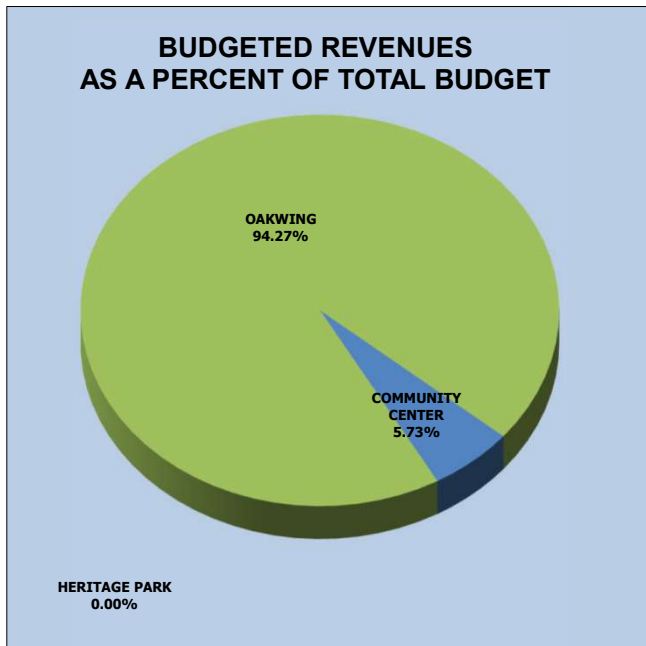
COMMUNITY - REVENUES BY DEPARTMENT



ENGLAND ECONOMIC AND INDUSTRIAL DEVELOPMENT DISTRICT
 Revenue Comparisons - Budget vs Actual
 For Nine Months Ended March 31, 2026

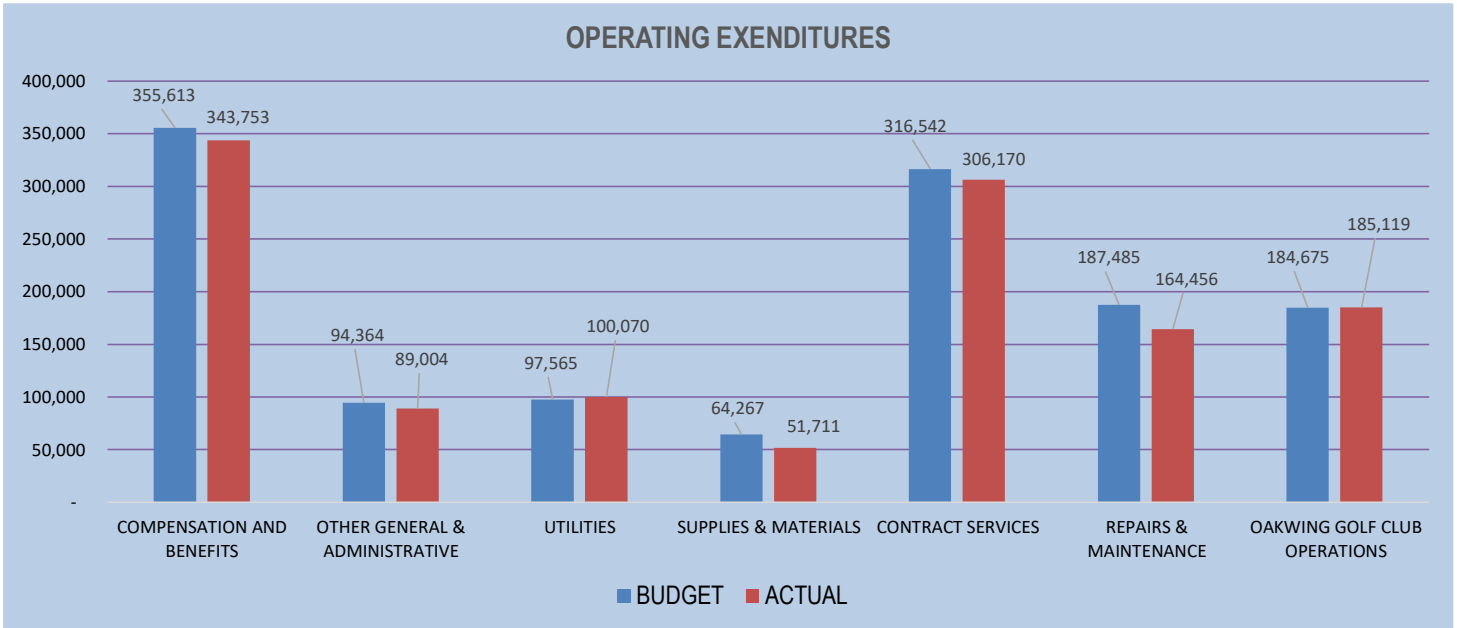


COMMUNITY - REVENUES BY DEPARTMENT

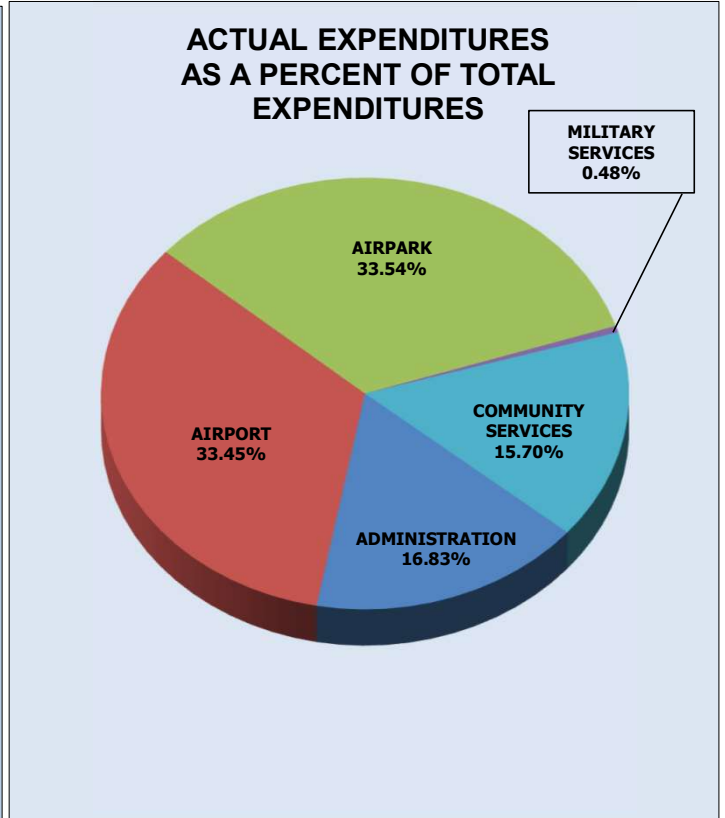
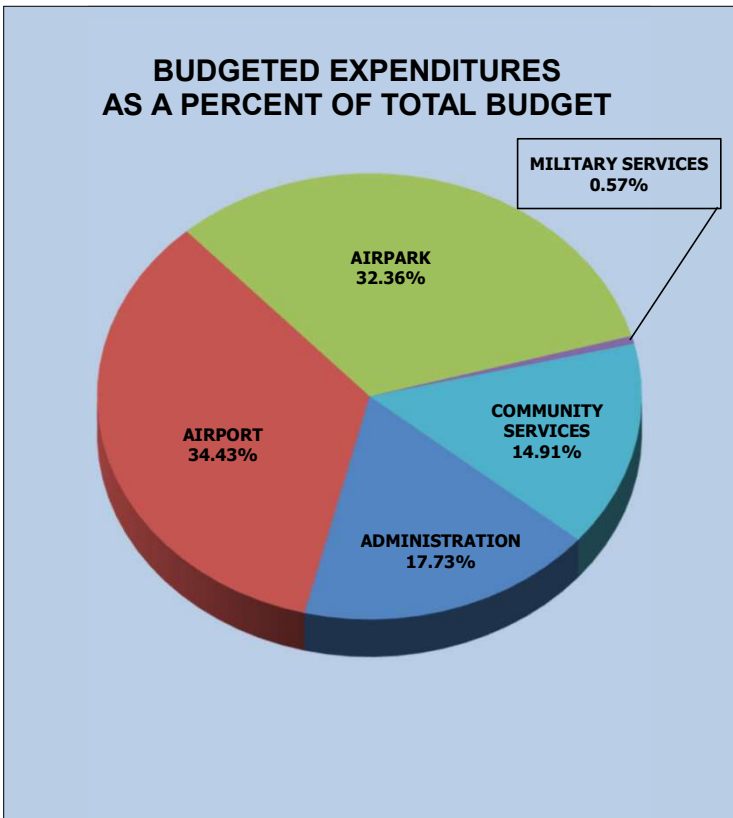


ENGLAND ECONOMIC AND INDUSTRIAL DEVELOPMENT DISTRICT
 Expenditure Comparisons - Budget vs Actual
 For the Month ended March 31, 2026

EXPENDITURE CATEGORIES

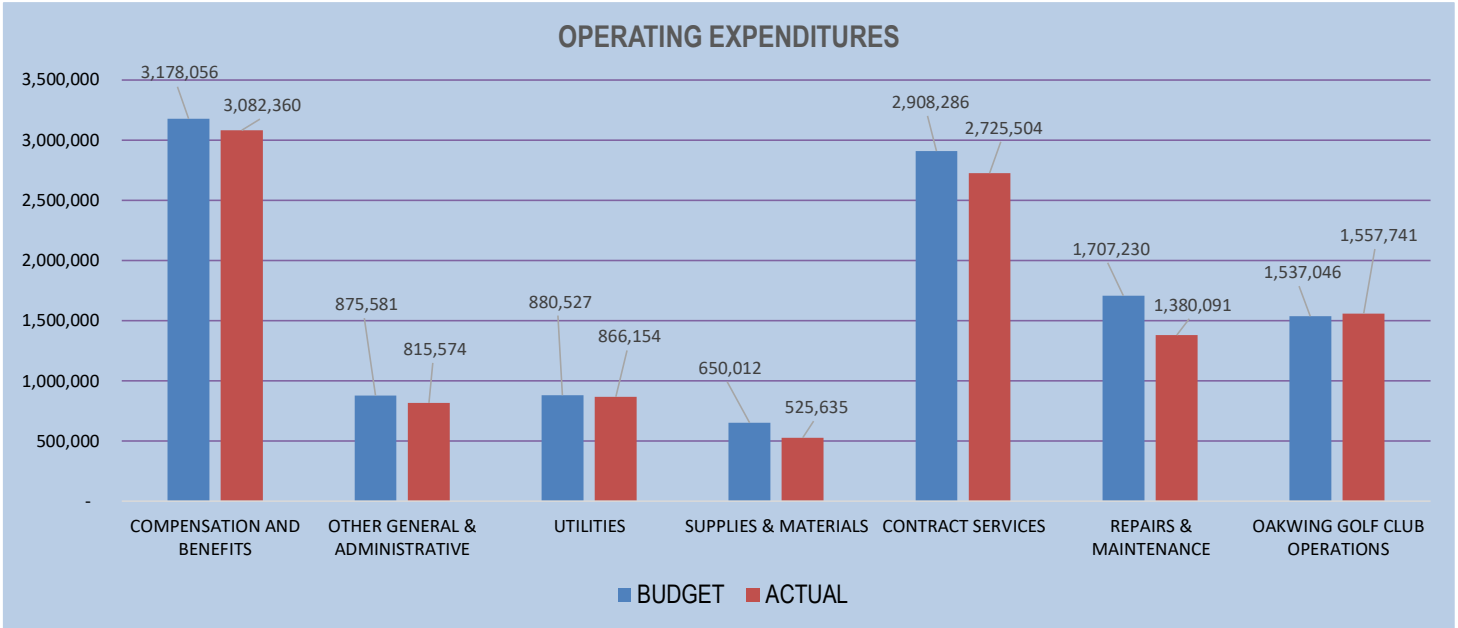


EXPENDITURES BY DIVISION

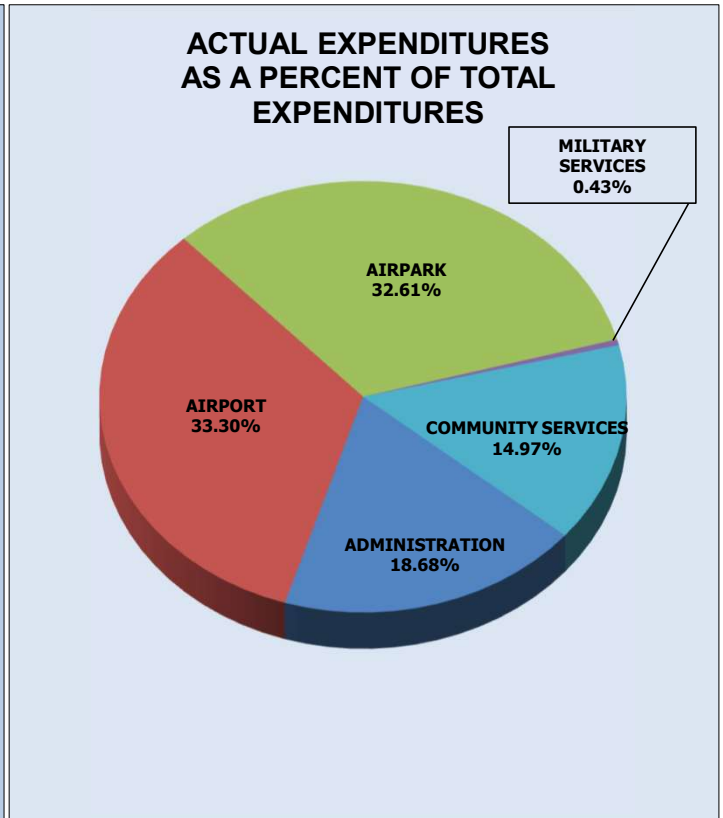
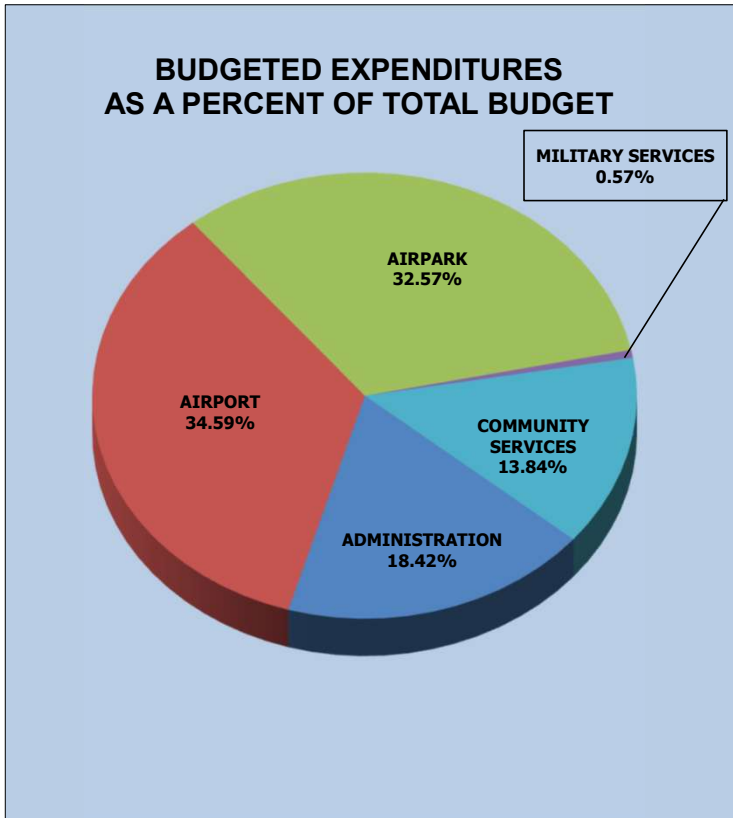


ENGLAND ECONOMIC AND INDUSTRIAL DEVELOPMENT DISTRICT
 Expenditure Comparisons - Budget vs Actual
 For Nine Months Ended March 31, 2026

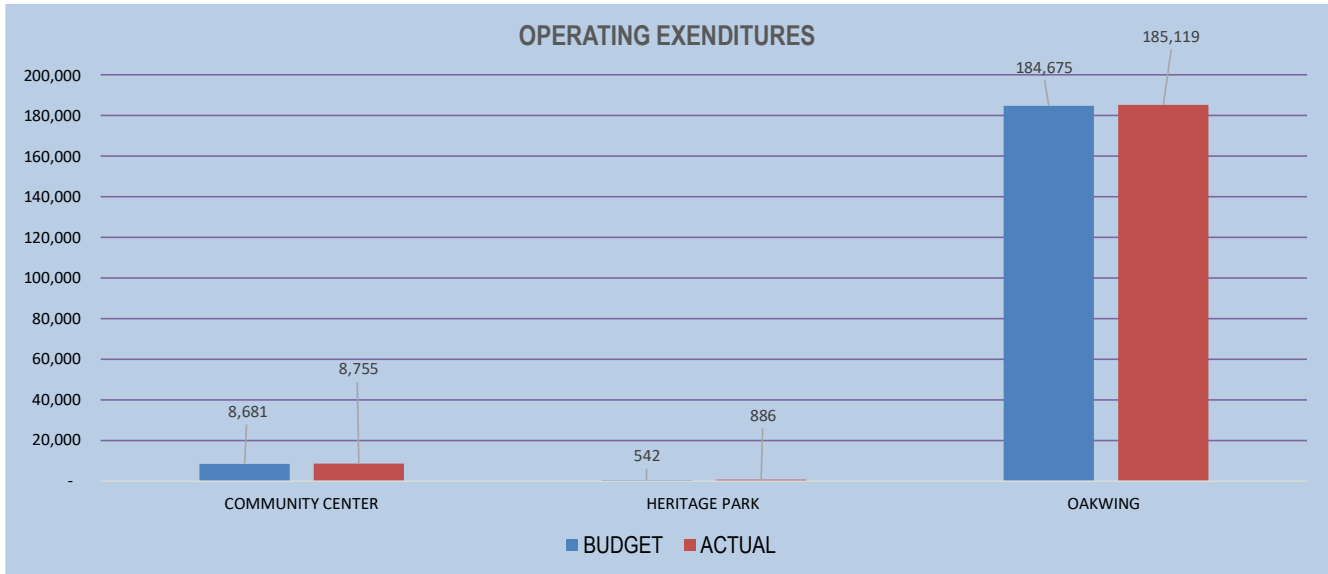
EXPENDITURE CATEGORIES



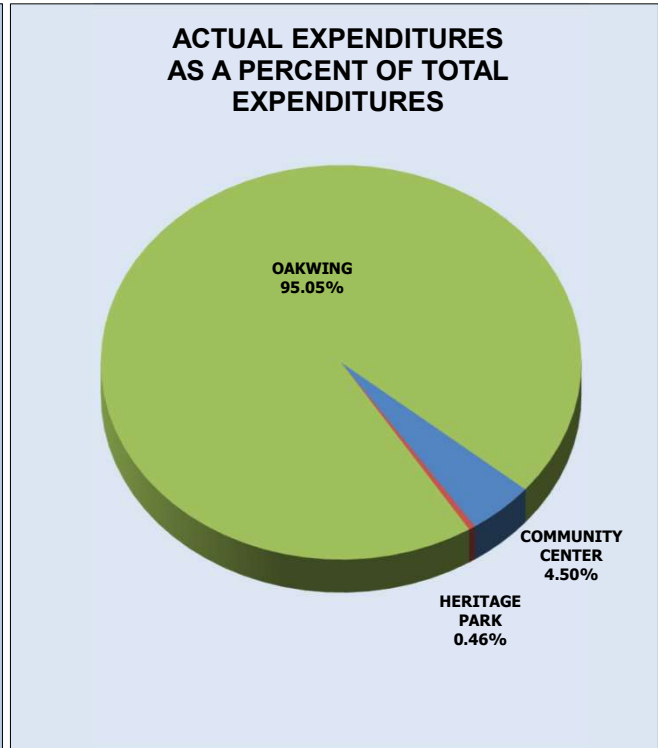
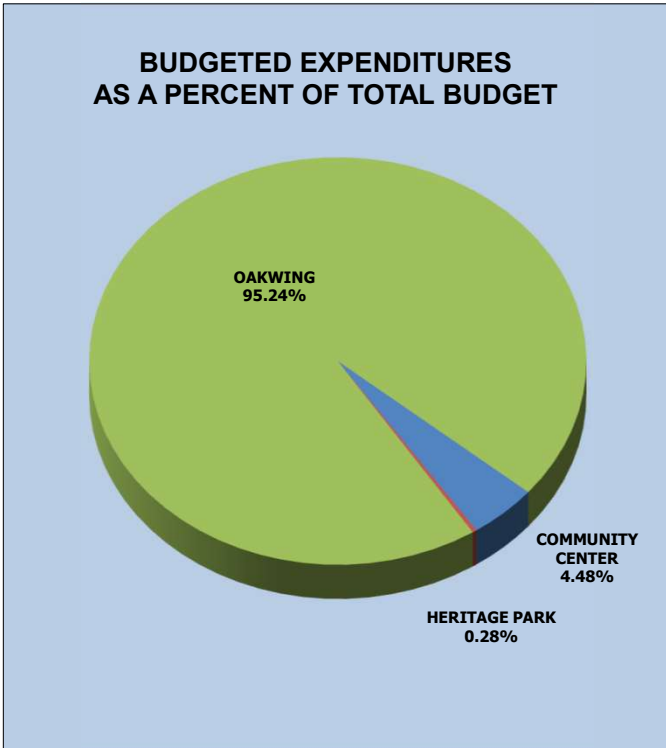
EXPENDITURES BY DIVISION



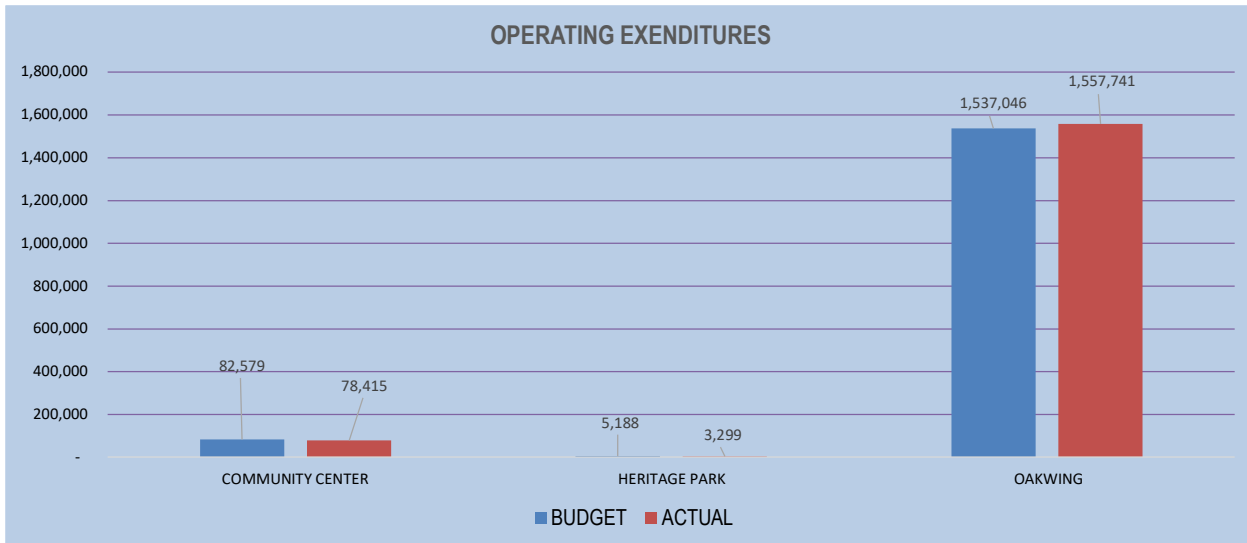
ENGLAND ECONOMIC AND INDUSTRIAL DEVELOPMENT DISTRICT
 Expenditure Comparisons - Budget vs Actual
 For the Month ended March 31, 2026



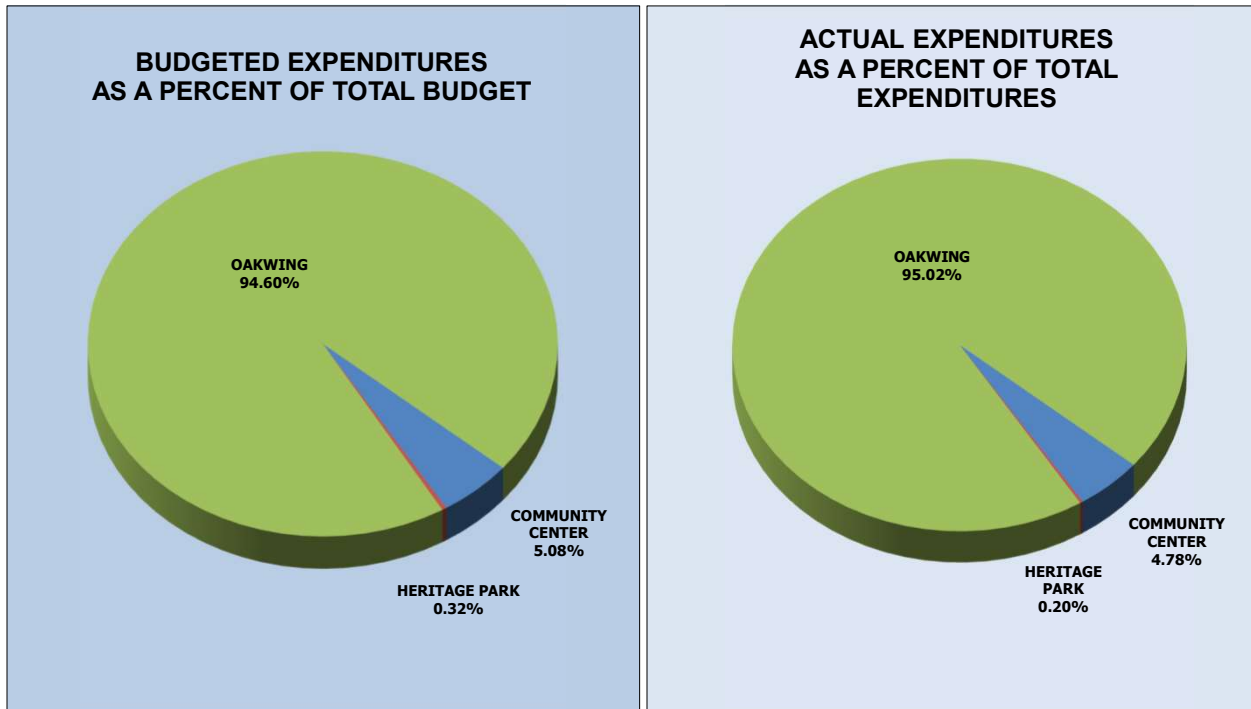
COMMUNITY - EXPENSES BY DEPARTMENT



ENGLAND ECONOMIC AND INDUSTRIAL DEVELOPMENT DISTRICT
 Expenditure Comparisons - Budget vs Actual
 For Nine Months Ended March 31, 2026



COMMUNITY - EXPENSES BY DEPARTMENT



ENGLAND ECONOMIC AND INDUSTRIAL DEVELOPMENT DISTRICT
Statement of Revenues and Expenses
For the Period and Nine Months Ended March 31, 2026
GENERAL OPERATIONS FUND

	Mar-26	YTD Actual	YTD Budget	YTD Variance	Prior YTD	Prior Year Variance
REVENUES						
AERONAUTICAL REVENUE						
PASSENGER AIRPORT REVENUE						
AIRLINE AVIATION LEASES	136,355.06	1,203,366.48	1,203,367.00	-0.52	1,168,316.91	35,049.57
LANDING & RAMP FEES	91,322.45	854,711.89	794,277.00	60,434.89	498,490.68	356,221.21
TOTAL PASSENGER AIRPORT REVENUE	227,677.51	2,058,078.37	1,997,644.00	60,434.37	1,666,807.59	391,270.78
NON-PASSENGER AIRPORT REVENUE						
FBO LEASE	47,307.78	419,154.18	420,003.00	-848.82	407,770.26	11,383.92
T-HANGARS	2,460.00	19,080.00	19,080.00	0.00	16,835.29	2,244.71
FUEL FLOWAGE FEES	87,314.64	659,565.52	611,586.00	47,979.52	379,984.96	279,580.56
TOTAL NON-PASSENGER AIRPORT REVENUE	137,082.42	1,097,799.70	1,050,669.00	47,130.70	804,590.51	293,209.19
AERONAUTICAL REVENUE TOTAL	364,759.93	3,155,878.07	3,048,313.00	107,565.07	2,471,398.10	684,479.97
NON-AERONAUTICAL REVENUE						
LAND & BUILDING LEASES						
LEASES	744,082.14	6,806,669.02	6,866,081.00	-59,411.98	6,038,187.35	768,481.67
DEPOSIT FORFEITURES	0.00	0.00	0.00	0.00	500.00	-500.00
LATE FEES	8,482.13	61,897.79	51,622.00	10,275.79	36,202.09	25,695.70
RENT REBATE FORFEITURES	0.00	13,783.30	18,000.00	-4,216.70	33,158.91	-19,375.61
TOTAL LAND & BUILDING LEASES	752,564.27	6,882,350.11	6,935,703.00	-53,352.89	6,108,048.35	774,301.76
COMMUNITY CENTER						
FACILITY RENTAL	7,050.00	71,625.00	79,575.00	-7,950.00	58,173.00	13,452.00
TOTAL COMMUNITY CENTER	7,050.00	71,625.00	79,575.00	-7,950.00	58,173.00	13,452.00
OAKWING GOLF COURSE						
OAKWING REVENUE	186,122.47	1,387,366.74	1,308,588.00	78,778.74	1,169,347.92	218,018.82
OAKWING GOLF COURSE TOTAL	186,122.47	1,387,366.74	1,308,588.00	78,778.74	1,169,347.92	218,018.82
TERMINAL						
ATM REVENUES	266.00	843.50	828.00	15.50	444.00	399.50
AIRPORT ADVERTISING	573.25	5,680.25	5,832.00	-151.75	7,257.25	-1,577.00

CAR RENTAL LEASES	95,358.23	748,297.09	724,671.00	23,626.09	720,450.00	27,847.09
CONCESSIONS (TAILWIND)	500.00	4,500.00	4,500.00	0.00	4,500.00	0.00
TOTAL TERMINAL	96,697.48	759,320.84	735,831.00	23,489.84	732,651.25	26,669.59
RENTAL CARS						
CONRAC USAGE FEES	7,459.70	53,856.13	75,420.00	-21,563.87	52,707.81	1,148.32
FUEL FLOWAGE SERVICE CHARGE	674.30	5,823.76	5,472.00	351.76	5,696.82	126.94
TOTAL RENTAL CARS	8,134.00	59,679.89	80,892.00	-21,212.11	58,404.63	1,275.26
PARKING LOT						
PARKING FEES	69,875.00	634,515.25	657,926.00	-23,410.75	594,608.89	39,906.36
TOTAL PARKING LOT	69,875.00	634,515.25	657,926.00	-23,410.75	594,608.89	39,906.36
OTHER						
MISCELLANEOUS REVENUES	15,036.63	25,380.60	5,247.00	20,133.60	10,839.83	14,540.77
TOTAL OTHER	15,036.63	25,380.60	5,247.00	20,133.60	10,839.83	14,540.77
NON-AERONAUTICAL REVENUE TOTAL	1,135,479.85	9,820,238.43	9,803,762.00	16,476.43	8,732,073.87	1,088,164.56
REVENUES TOTAL	1,500,239.78	12,976,116.50	12,852,075.00	124,041.50	11,203,471.97	1,772,644.53
OPERATING EXPENSES						
PERSONNEL COMPENSATION & BENEFITS						
SALARIES	255,869.75	2,306,770.32	2,370,449.00	63,678.68	1,966,082.82	-340,687.50
PAYROLL TAXES	3,349.36	39,905.56	40,147.00	241.44	37,049.11	-2,856.45
457(b) DEFERRED COMPENSATION	19,026.86	173,305.81	185,601.00	12,295.19	146,307.81	-26,998.00
HEALTH INSURANCE	59,009.54	512,390.84	528,928.00	16,537.16	409,161.00	-103,229.84
ADDITIONAL FRINGE BENEFITS	1,207.44	10,635.17	11,719.00	1,083.83	10,459.79	-175.38
WORKERS COMPENSATION	5,289.89	39,352.53	41,212.00	1,859.47	34,659.85	-4,692.68
RAC PROVIDED SERVICES	0.00	0.00	0.00	0.00	0.00	0.00
COMMUNITY CENTER PROVIDED SVCS	0.00	0.00	0.00	0.00	0.00	0.00
TOTAL PERSONNEL COMPENSATION & BENEFIT	343,752.84	3,082,360.23	3,178,056.00	95,695.77	2,603,720.38	-478,639.85
OTHER GENERAL & ADMINISTRATIVE						
ADVERTISING	11,719.91	80,175.09	97,929.00	17,753.91	64,625.42	-15,549.67
BANK & CREDIT CARD FEES	231.57	49,908.10	54,456.00	4,547.90	55,177.03	5,268.93
BOARD EXPENSE	777.75	5,247.25	7,758.00	2,510.75	2,995.79	-2,251.46
CONTINGENCIES	0.00	0.00	0.00	0.00	0.00	0.00
DUES AND SUBSCRIPTIONS	720.00	20,363.55	21,504.00	1,140.45	18,902.87	-1,460.68
EDUCATION / TRAINING	1,470.58	43,971.38	46,566.00	2,594.62	25,980.80	-17,990.58
EDUCATION / TRAINING - ARFF	0.00	0.00	750.00	750.00	146.97	146.97
INSURANCE	60,095.32	502,009.15	505,621.00	3,611.85	493,721.10	-8,288.05
PROMOTIONS/SPONSORSHIPS	3,985.38	47,318.39	58,455.00	11,136.61	49,769.02	2,450.63

PERMITS & FEES	0.00	1,794.00	1,861.00	67.00	1,588.00	-206.00
PRINTING	0.00	730.62	2,681.00	1,950.38	3,985.43	3,254.81
PROVISION FOR DOUBTFUL ACCOUNTS	0.00	0.00	0.00	0.00	0.00	0.00
PUBLIC ANNOUNCEMENTS	41.76	3,698.15	4,128.00	429.85	1,951.32	-1,746.83
TRAVEL	9,962.06	60,358.31	73,872.00	13,513.69	68,878.30	8,519.99
TOTAL OTHER GENERAL & ADMINISTRATIVE	89,004.33	815,573.99	875,581.00	60,007.01	787,722.05	-27,851.94
UTILITIES						
UTILITIES - CABLE / INTERNET	4,712.68	35,117.30	36,675.00	1,557.70	35,521.12	403.82
UTILITIES - ELECTRIC	54,562.02	517,131.05	536,931.00	19,799.95	461,637.73	-55,493.32
UTILITIES - PHONE SERVICE - CELL	1,621.61	13,472.64	14,085.00	612.36	12,974.44	-498.20
UTILITIES - PHONE SERVICE - LAND	4,469.63	34,235.02	36,972.00	2,736.98	39,021.41	4,786.39
UTILITIES - WASTE COLLECTION	16,210.71	156,967.62	162,791.00	5,823.38	118,225.08	-38,742.54
UTILITIES - WATER / GAS	18,493.33	107,592.44	91,431.00	-16,161.44	81,678.31	-25,914.13
FEMA LEASE EXPENSES	0.00	1,638.06	1,642.00	3.94	3,387.21	1,749.15
TOTAL UTILITIES	100,069.98	866,154.13	880,527.00	14,372.87	752,445.30	-113,708.83
SUPPLIES & MATERIALS						
AIRFIELD LIGHTING	1,580.07	34,275.35	93,997.00	59,721.65	12,613.43	-21,661.92
AIRPARK VISUALS	0.00	8,009.03	9,116.00	1,106.97	8,089.07	80.04
APPLIANCES	3,465.60	36,887.11	43,037.00	6,149.89	32,463.12	-4,423.99
CAR WASH OPERATING SUPPLIES	150.80	3,465.15	3,375.00	-90.15	1,775.54	-1,689.61
COMPUTER EQUIPMENT/SOFTWARE	188.09	8,341.50	27,866.00	19,524.50	20,480.02	12,138.52
EQUIPMENT - PURCHASES	0.00	55,783.21	66,757.00	10,973.79	34,521.72	-21,261.49
EQUIPMENT - RENTAL	25,127.82	240,212.84	232,526.00	-7,686.84	165,586.96	-74,625.88
FIRE FIGHTING SUPPLIES	0.00	223.71	8,253.00	8,029.29	7,755.00	7,531.29
FUEL & OIL	11,994.09	55,554.89	57,042.00	1,487.11	56,312.38	757.49
JANITORIAL	1,802.08	26,392.13	33,003.00	6,610.87	23,453.88	-2,938.25
OFFICE SUPPLIES	1,885.03	19,512.20	18,522.00	-990.20	13,029.91	-6,482.29
OPERATING SUPPLIES	3,990.79	20,125.46	27,837.00	7,711.54	22,968.04	2,842.58
POSTAGE & SHIPPING	439.00	3,102.89	3,969.00	866.11	1,730.33	-1,372.56
SMALL TOOLS & EQUIPMENT	291.79	5,583.01	11,815.00	6,231.99	8,100.74	2,517.73
UNIFORMS	216.00	4,206.40	8,775.00	4,568.60	8,166.99	3,960.59
WILDLIFE CONTROL	580.00	3,960.02	4,122.00	161.98	3,835.70	-124.32
TOTAL SUPPLIES & MATERIALS	51,711.16	525,634.90	650,012.00	124,377.10	420,882.83	-104,752.07
CONTRACT SERVICES						
IT / SOFTWARE SERVICES	13,218.29	170,848.38	202,617.00	31,768.62	177,046.45	6,198.07
CONTRACT LABOR - SECURITY	54,243.16	410,736.39	413,010.00	2,273.61	406,941.27	-3,795.12
CONTRACT LABOR - TSA	14,300.00	165,860.00	185,940.00	20,080.00	166,120.00	260.00
CONTRACT LABOR - TSA REIMBURSEMENTS (CON	0.00	0.00	0.00	0.00	0.00	0.00
PROFESSIONAL SERVICES - ACCOUNTING / AUDIT	0.00	35,900.00	44,650.00	8,750.00	43,750.00	7,850.00
PROFESSIONAL SERVICES - LEGAL	14,579.15	139,719.31	184,500.00	44,780.69	181,880.01	42,160.70

PROFESSIONAL SERVICES - CONSULTING	24,608.00	251,084.37	311,890.50	60,806.13	365,372.00	114,287.63
PROFESSIONAL SERVICES - OTHER	165.69	34,306.76	43,674.00	9,367.24	22,641.98	-11,664.78
PURCHASED SERVICES - DCC WORK CREWS	0.00	0.00	0.00	0.00	0.00	0.00
PURCHASED SERVICES - EMPLOYMENT	1,925.89	28,809.81	28,053.00	-756.81	22,667.44	-6,142.37
PURCHASED SERVICES - FIRE PROTECTION	149,193.73	1,253,170.44	1,253,346.00	175.56	1,135,765.38	-117,405.06
PURCHASED SERVICES - JANITORIAL	11,354.55	87,906.94	88,956.00	1,049.06	73,009.11	-14,897.83
PURCHASED SERVICES - PARKING ATTENDANTS	17,865.43	95,843.99	90,485.00	-5,358.99	84,172.18	-11,671.81
PURCHASED SERVICES - PEST CONTROL	2,555.00	32,727.00	35,325.00	2,598.00	24,606.00	-8,121.00
OTHER SERVICES	2,161.19	18,590.27	25,839.00	7,248.73	14,680.20	-3,910.07
TOTAL CONTRACT SERVICES	306,170.08	2,725,503.66	2,908,285.50	182,781.84	2,718,652.02	-6,851.64
REPAIRS & MAINTENANCE						
AIRFIELD SECURITY MAINTENANCE	0.00	6,596.12	7,515.00	918.88	16,019.89	9,423.77
APPLIANCE REPAIR & MAINTENANCE	474.06	2,656.06	4,842.00	2,185.94	2,012.84	-643.22
CAR WASH SYSTEM COMPONENTS	0.00	15,785.87	18,747.00	2,961.13	6,272.07	-9,513.80
COMMERCIAL BUILDING MAINTENANCE	7,007.08	38,891.20	62,379.00	23,487.80	31,123.76	-7,767.44
ELEVATORS & ESCALATORS	4,141.67	52,236.24	50,067.00	-2,169.24	37,052.98	-15,183.26
EQUIPMENT MAINTENANCE	8,859.60	59,072.76	60,786.00	1,713.24	58,583.03	-489.73
FIRE SYSTEMS MAINTENANCE	4,130.00	35,219.23	46,665.00	11,445.77	39,257.33	4,038.10
FOUNTAIN MAINTENANCE	620.90	4,305.78	13,122.00	8,816.22	7,986.27	3,680.49
GROUNDS MAINTENANCE	57,895.21	541,223.65	559,296.00	18,072.35	307,907.50	-233,316.15
HAZARDOUS MATERIAL REMOVAL	645.60	6,581.49	8,247.00	1,665.51	1,750.00	-4,831.49
HURRICANE LAURA REPAIR & MAINTENANCE	0.00	0.00	0.00	0.00	0.00	0.00
HURRICANE LAURA (CONTRA) R&M	0.00	0.00	0.00	0.00	0.00	0.00
HVAC / HVACR MAINTENANCE	12,577.92	129,972.25	145,242.00	15,269.75	146,112.32	16,140.07
ISB REPAIRS AND MAINTENANCE	0.00	0.00	0.00	0.00	3,267.66	3,267.66
ISB REPAIRS AND MAINTENANCE REIMBURSEMEN	0.00	0.00	0.00	0.00	-99,972.00	-99,972.00
JET BRIDGE MAINTENANCE	7,468.81	20,788.90	37,503.00	16,714.10	19,639.29	-1,149.61
NAVAID MAINTENANCE	0.00	4,961.15	6,750.00	1,788.85	8,285.23	3,324.08
PAINTING MAINTENANCE	25,328.30	162,752.65	176,523.00	13,770.35	58,546.50	-104,206.15
PAVEMENT REPAIR & MAINTENANCE	6,590.00	44,985.76	45,740.00	754.24	680.10	-44,305.66
PLUMBING MAINTENANCE	4,081.94	25,267.60	27,576.00	2,308.40	10,561.36	-14,706.24
REPAIRS & MAINTENANCE - OTHER	-1.24	4,686.27	8,550.00	3,863.73	3,284.01	-1,402.26
RESIDENTIAL / APARTMENT MAINTENANCE	6,338.27	73,969.26	211,266.00	137,296.74	115,020.18	41,050.92
STREET LIGHT MAINTENANCE	0.00	2,607.30	12,816.00	10,208.70	3,439.52	832.22
TERMINAL BUILDING MAINTENANCE	16,247.01	86,930.71	103,500.00	16,569.29	62,904.37	-24,026.34
TERMINAL SECURITY MAINTENANCE	0.00	23,363.75	25,128.00	1,764.25	14,962.61	-8,401.14
UNDERGROUND UTILITY SYS	0.00	6,070.06	10,656.00	4,585.94	11,905.06	5,835.00
VEHICLE MAINTENANCE	1,913.19	9,644.58	8,064.00	-1,580.58	8,339.30	-1,305.28
VEHICLE MAINTENANCE - ARFF	138.00	21,522.08	56,250.00	34,727.92	66,366.17	44,844.09
TOTAL REPAIRS & MAINTENANCE	164,456.32	1,380,090.72	1,707,230.00	327,139.28	941,307.35	-438,783.37

OAKWING GOLF CLUB OPERATIONS							
OAKWING - COST OF SALES	34,132.26	272,431.45	166,236.00	-106,195.45	199,777.18	-72,654.27	
OAKWING - PAYROLL AND RELATED EXPENSE	50,681.39	610,282.00	693,688.00	83,406.00	725,853.97	115,571.97	
OAKWING - FACILITIES MAINTENANCE	24,297.76	103,501.30	67,636.00	-35,865.30	74,163.45	-29,337.85	
OAKWING - OPERATING EXPENSES	70,007.42	489,981.28	522,186.00	32,204.72	550,654.03	60,672.75	
OAKWING - FIXED CHARGES	6,000.00	81,544.58	87,300.00	5,755.42	95,835.84	14,291.26	
TOTAL OAKWING GOLF CLUB OPERATIONS	185,118.83	1,557,740.61	1,537,046.00	-20,694.61	1,646,284.47	88,543.86	
TOTAL OPERATING EXPENSES	1,240,283.54	10,953,058.24	11,736,737.50	783,679.26	9,871,014.40	-1,082,043.84	
NET OPERATING INCOME (LOSS)	259,956.24	2,023,058.26	1,115,337.50	907,720.76	1,332,457.57	690,600.69	
OTHER OPERATIONS							
USE OF PRIOR YEAR EARNINGS	0.00	0.00	0.00	0.00	0.00	0.00	
EQUIPMENT - CAPITAL	0.00	-378,658.56	-548,417.00	169,758.44	-232,442.72	-146,215.84	
TRANSFERS IN/OUT GENERAL FUND	-211,928.38	-1,653,049.45	-2,273,472.03	620,422.58	-1,424,108.57	-228,940.88	
TOTAL OTHER OPERATIONS REVENUE/(EXPENSE)	-211,928.38	-2,031,708.01	-2,821,889.03	790,181.02	-1,656,551.29	-375,156.72	
NON-OPERATING REVENUES / (EXPENSES)							
FEDERAL GRANTS	0.00	0.00	0.00	0.00	0.00	0.00	
STATE GRANTS	0.00	0.00	0.00	0.00	0.00	0.00	
INTEREST INCOME	29,034.93	213,198.58	198,000.00	15,198.58	18,767.35	194,431.23	
INTEREST EXPENSE	0.00	0.00	0.00	0.00	0.00	0.00	
PROFESSIONAL SERVICES - LITIGATION	-475.00	-13,779.15	-93,753.00	79,973.85	0.00	-13,779.15	
PROCEEDS ON DISPOSITION OF FIXED ASSETS	0.00	0.00	0.00	0.00	0.00	0.00	
TOTAL NON-OPERATING REVENUES / (EXPENSES)	28,559.93	199,419.43	104,247.00	95,172.43	18,767.35	180,652.08	
EXCESS/(DEFICIENCY)	76,587.79	190,769.68	-1,602,304.53	1,793,074.21	-305,326.37	496,096.05	

CAPITAL FUND



ENGLAND ECONOMIC AND INDUSTRIAL DEVELOPMENT DISTRICT
Statement of Revenues and Expenses
For the Period and Nine Months Ended March 31, 2026
CAPITAL PROJECTS FUND



	PTD Actual	YTD Actual	YTD Budget	Variance	% Var
REVENUES AND CONTRIBUTIONS					
FEDERAL GRANTS	953,659.00	10,365,936.50	41,336,478.00	-30,970,541.50	-74.92
STATE GRANTS	170,328.95	1,451,524.97	5,977,476.00	-4,525,951.03	-75.72
PFC FUNDS	37,908.93	282,389.52	267,950.00	14,439.52	5.39
CFC FUNDS	85,656.00	461,586.00	427,278.00	34,308.00	8.03
INTEREST INCOME	983.41	2,888.27	0.00	2,888.27	N/A
TOTAL REVENUES AND CONTRIBUTIONS	1,248,536.29	12,564,325.26	48,009,182.00	-35,444,856.74	-73.83
CAPITAL EXPENDITURES					
FAA REIMBURSED	695,727.00	9,406,288.00	41,336,919.00	31,930,631.00	77.24
DOTD REIMBURSED	84,914.66	1,371,306.28	5,977,476.00	4,606,169.72	77.06
PFC FUNDED	0.00	512,445.31	450,000.00	-62,445.31	-13.88
CFC FUNDED	43,905.00	64,497.74	491,850.00	427,352.26	86.89
EEIDD FUNDED	223,806.06	1,718,510.09	2,690,733.00	972,222.91	36.13
DEBT SERVICING	10,398.75	20,797.50	0.00	-20,797.50	N/A
TOTAL CAPITAL EXPENDITURES	1,058,751.47	13,093,844.92	50,946,978.00	37,853,133.08	74.30
OTHER OPERATIONS REVENUE/(EXPENSES)					
TRANSFERS IN/OUT CAPITAL FUND	211,928.38	1,653,049.45	2,273,475.00	-620,425.55	-27.29
USE OF PRIOR YEAR EARNINGS	6,352.50	61,455.50	0.00	61,455.50	N/A
TOTAL OTHER OPERATIONS REVENUE/(EXPENSES)	218,280.88	1,714,504.95	2,273,475.00	-558,970.05	-24.59
BUDGET EXCESS/(DEFICIENCY)	408,065.70	1,184,985.29	-664,321.00	1,849,306.29	278.38



ENGLAND ECONOMIC AND INDUSTRIAL DEVELOPMENT DISTRICT
Statement of Revenues and Expenses
For the Nine Months Ended March 31, 2026
CAPITAL PROJECTS ANALYSIS

	UNALLOCATED	AIRPARK IMPROVEMENTS	AIRPORT MASTER PLAN	COMMERCIAL IMPROVEMENTS	DBE PROGRAM	DEBT SERVICE	GOLF COURSE IMPROVEMENTS	HERITAGE PARK UPGRADES
REVENUES AND CONTRIBUTIONS								
FEDERAL GRANTS	0.00	0.00	0.00	0.00	0.00	0.00	0.00	0.00
STATE GRANTS	0.00	0.00	0.00	0.00	0.00	0.00	0.00	0.00
PFC FUNDS	282,389.52	0.00	0.00	0.00	0.00	0.00	0.00	0.00
CFC FUNDS	461,586.00	0.00	0.00	0.00	0.00	0.00	0.00	0.00
MISCELLANEOUS - CAPITAL	0.00	0.00	0.00	0.00	0.00	0.00	0.00	0.00
INTEREST INCOME	2,888.27	0.00	0.00	0.00	0.00	0.00	0.00	0.00
TOTAL REVENUES AND CONTRIBUTIONS	746,863.79	0.00	0.00	0.00	0.00	0.00	0.00	0.00
OTHER OPERATIONS REVENUE/(EXPENSES)								
TRANSFERS IN/OUT CAPITAL FUND	0.00	23,650.00	0.00	400,267.59	0.00	0.00	20,642.41	17,425.02
USE OF PRIOR YEAR EARNINGS	0.00	0.00	0.00	0.00	4,000.00	0.00	0.00	0.00
TOTAL OTHER OPERATIONS REVENUE/(EXPENSES)	0.00	23,650.00	0.00	400,267.59	4,000.00	0.00	20,642.41	17,425.02
TOTAL REVENUES, CONTRIBUTIONS AND TRANSFERS	746,863.79	23,650.00	0.00	400,267.59	4,000.00	0.00	20,642.41	17,425.02
CAPITAL EXPENDITURES								
FAA REIMBURSED	-3,983.00	0.00	0.00	0.00	0.00	0.00	0.00	0.00
DOTD REIMBURSED	28,008.00	0.00	0.00	0.00	0.00	0.00	0.00	0.00
PFC FUNDED	0.00	0.00	25,198.43	0.00	0.00	0.00	0.00	0.00
CFC FUNDED	0.00	0.00	0.00	0.00	0.00	0.00	0.00	0.00
EEIDD FUNDED	0.00	23,650.00	0.00	400,267.59	4,000.00	0.00	20,642.41	17,425.02
DEBT SERVICING	0.00	0.00	0.00	0.00	0.00	20,797.50	0.00	0.00
TOTAL CAPITAL EXPENDITURES	24,025.00	23,650.00	25,198.43	400,267.59	4,000.00	20,797.50	20,642.41	17,425.02
BUDGET EXCESS/(DEFICIENCY)	722,838.79	0.00	-25,198.43	0.00	0.00	-20,797.50	0.00	0.00



ENGLAND ECONOMIC AND INDUSTRIAL DEVELOPMENT DISTRICT
Statement of Revenues and Expenses
For the Nine Months Ended March 31, 2026
CAPITAL PROJECTS ANALYSIS

	HIGH MAST CABLE	HOUSING UPGRADES	ISB - DCIP	MASTER DRAINAGE	MRO HANGAR	N APRON JOINT REHAB	NOISE MITIGATION	PAGE MEMORIAL
REVENUES AND CONTRIBUTIONS								
FEDERAL GRANTS	0.00	0.00	0.00	0.00	0.00	15,000.00	1,221,946.50	0.00
STATE GRANTS	0.00	0.00	0.00	0.00	369,120.00	0.00	141,820.34	0.00
PFC FUNDS	0.00	0.00	0.00	0.00	0.00	0.00	0.00	0.00
CFC FUNDS	0.00	0.00	0.00	0.00	0.00	0.00	0.00	0.00
MISCELLANEOUS - CAPITAL	0.00	0.00	0.00	0.00	0.00	0.00	0.00	0.00
INTEREST INCOME	0.00	0.00	0.00	0.00	0.00	0.00	0.00	0.00
TOTAL REVENUES AND CONTRIBUTIONS	0.00	0.00	0.00	0.00	369,120.00	15,000.00	1,363,766.84	0.00
OTHER OPERATIONS REVENUE/(EXPENSES)								
TRANSFERS IN/OUT CAPITAL FUND	16,200.00	268,160.43	0.00	0.00	0.00	0.00	0.00	0.00
USE OF PRIOR YEAR EARNINGS	0.00	0.00	0.00	0.00	0.00	0.00	0.00	4,155.00
TOTAL OTHER OPERATIONS REVENUE/(EXPENSES)	16,200.00	268,160.43	0.00	0.00	0.00	0.00	0.00	4,155.00
TOTAL REVENUES, CONTRIBUTIONS AND TRANSFERS	16,200.00	268,160.43	0.00	0.00	369,120.00	15,000.00	1,363,766.84	4,155.00
CAPITAL EXPENDITURES								
FAA REIMBURSED	0.00	0.00	0.00	1,900.00	0.00	15,000.00	1,469,422.00	0.00
DOTD REIMBURSED	0.00	0.00	0.00	100.00	350,170.00	0.00	162,979.54	0.00
PFC FUNDED	0.00	0.00	0.00	0.00	0.00	0.00	0.00	0.00
CFC FUNDED	0.00	0.00	0.00	0.00	0.00	0.00	0.00	0.00
EEIDD FUNDED	16,200.00	272,060.61	104.96	0.00	0.00	0.00	0.00	4,155.00
DEBT SERVICING	0.00	0.00	0.00	0.00	0.00	0.00	0.00	0.00
TOTAL CAPITAL EXPENDITURES	16,200.00	272,060.61	104.96	2,000.00	350,170.00	15,000.00	1,632,401.54	4,155.00
BUDGET EXCESS/(DEFICIENCY)	0.00	-3,900.18	-104.96	-2,000.00	18,950.00	0.00	-268,634.70	0.00



ENGLAND ECONOMIC AND INDUSTRIAL DEVELOPMENT DISTRICT
Statement of Revenues and Expenses
For the Nine Months Ended March 31, 2026
CAPITAL PROJECTS ANALYSIS

	PCN PAVEMENT EVALUATION	PROP ACQ FOR OBS REMOVAL	ROOF REPLACEMENTS	RUNWAY EXTENSION	RUNWAY SAFETY AREA REHAB	SOUTH RAMP EXPANSION	TERM ARCHWAY REPAIR	TERMINAL BAGGAGE BELT
REVENUES AND CONTRIBUTIONS								
FEDERAL GRANTS	0.00	0.00	0.00	7,182,077.00	334,609.00	830,682.00	0.00	0.00
STATE GRANTS	0.00	8,604.00	0.00	755,943.03	76,818.62	94,231.98	0.00	0.00
PFC FUNDS	0.00	0.00	0.00	0.00	0.00	0.00	0.00	0.00
CFC FUNDS	0.00	0.00	0.00	0.00	0.00	0.00	0.00	0.00
MISCELLANEOUS - CAPITAL	0.00	0.00	0.00	0.00	0.00	0.00	0.00	0.00
INTEREST INCOME	0.00	0.00	0.00	0.00	0.00	0.00	0.00	0.00
TOTAL REVENUES AND CONTRIBUTIONS	0.00	8,604.00	0.00	7,938,020.03	411,427.62	924,913.98	0.00	0.00
OTHER OPERATIONS REVENUE/(EXPENSES)								
TRANSFERS IN/OUT CAPITAL FUND	215,000.00	0.00	508,275.00	0.00	0.00	0.00	83,179.00	0.00
USE OF PRIOR YEAR EARNINGS	0.00	0.00	0.00	0.00	0.00	0.00	0.00	0.00
TOTAL OTHER OPERATIONS REVENUE/(EXPENSES)	215,000.00	0.00	508,275.00	0.00	0.00	0.00	83,179.00	0.00
TOTAL REVENUES, CONTRIBUTIONS AND TRANSFERS	215,000.00	8,604.00	508,275.00	7,938,020.03	411,427.62	924,913.98	83,179.00	0.00
CAPITAL EXPENDITURES								
FAA REIMBURSED	0.00	0.00	0.00	7,038,319.00	62,611.00	829,597.00	0.00	0.00
DOTD REIMBURSED	0.00	8,604.00	0.00	719,030.06	7,032.00	93,536.33	0.00	0.00
PFC FUNDED	0.00	0.00	0.00	0.00	0.00	0.00	0.00	487,246.88
CFC FUNDED	0.00	0.00	0.00	0.00	0.00	0.00	0.00	0.00
EEIDD FUNDED	215,000.00	0.00	508,275.00	0.00	0.00	0.00	83,179.00	0.00
DEBT SERVICING	0.00	0.00	0.00	0.00	0.00	0.00	0.00	0.00
TOTAL CAPITAL EXPENDITURES	215,000.00	8,604.00	508,275.00	7,757,349.06	69,643.00	923,133.33	83,179.00	487,246.88
BUDGET EXCESS/(DEFICIENCY)	0.00	0.00	0.00	180,670.97	341,784.62	1,780.65	0.00	-487,246.88



ENGLAND ECONOMIC AND INDUSTRIAL DEVELOPMENT DISTRICT
Statement of Revenues and Expenses
For the Nine Months Ended March 31, 2026
CAPITAL PROJECTS ANALYSIS

	TERMINAL REFURBISHMENT	TERM SECURITY UPGRADE	THERMOPLASTIC	TREE REMOVAL	VANDEBURG OVERLAY	WASH RACK	Total
REVENUES AND CONTRIBUTIONS							
FEDERAL GRANTS	0.00	44,881.00	736,741.00	0.00	0.00	0.00	10,365,936.50
STATE GRANTS	0.00	4,987.00	0.00	0.00	0.00	0.00	1,451,524.97
PFC FUNDS	0.00	0.00	0.00	0.00	0.00	0.00	282,389.52
CFC FUNDS	0.00	0.00	0.00	0.00	0.00	0.00	461,586.00
MISCELLANEOUS - CAPITAL	0.00	0.00	0.00	0.00	0.00	0.00	0.00
INTEREST INCOME	0.00	0.00	0.00	0.00	0.00	0.00	2,888.27
TOTAL REVENUES AND CONTRIBUTIONS	0.00	49,868.00	736,741.00	0.00	0.00	0.00	12,564,325.26
OTHER OPERATIONS REVENUE/(EXPENSES)							
TRANSFERS IN/OUT CAPITAL FUND	0.00	0.00	0.00	100,250.00	0.00	0.00	1,653,049.45
USE OF PRIOR YEAR EARNINGS	0.00	0.00	0.00	0.00	53,300.50	0.00	61,455.50
TOTAL OTHER OPERATIONS REVENUE/(EXPENSES)	0.00	0.00	0.00	100,250.00	53,300.50	0.00	1,714,504.95
TOTAL REVENUES, CONTRIBUTIONS AND TRANSFERS	0.00	49,868.00	736,741.00	100,250.00	53,300.50	0.00	14,278,830.21
CAPITAL EXPENDITURES							
FAA REIMBURSED	0.00	37,641.00	-44,394.00	0.00	0.00	175.00	9,406,288.00
DOTD REIMBURSED	0.00	4,182.69	-2,336.34	0.00	0.00	0.00	1,371,306.28
PFC FUNDED	0.00	0.00	0.00	0.00	0.00	0.00	512,445.31
CFC FUNDED	64,497.74	0.00	0.00	0.00	0.00	0.00	64,497.74
EEIDD FUNDED	0.00	0.00	0.00	100,250.00	53,300.50	0.00	1,718,510.09
DEBT SERVICING	0.00	0.00	0.00	0.00	0.00	0.00	20,797.50
TOTAL CAPITAL EXPENDITURES	64,497.74	41,823.69	-46,730.34	100,250.00	53,300.50	175.00	13,093,844.92
BUDGET EXCESS/(DEFICIENCY)	-64,497.74	8,044.31	783,471.34	0.00	0.00	-175.00	1,184,985.29

SUPPLEMENTAL INFORMATION



ENGLAND ECONOMIC AND INDUSTRIAL DEVELOPMENT DISTRICT

Personnel Compensation Detail
For the Period Ended March 31, 2026

DIVISION/POSITION	BUDGET	7/31/25	8/31/25	9/30/25	10/31/25	11/30/25	12/31/25	1/31/26	2/28/26	3/31/26	4/30/26	5/31/26	6/30/26	% OF FYE EXPENDED		%
														TOTAL	VARIANCE	
ADMINISTRATION DIVISION																
EXECUTIVE DIRECTOR	215,000	16,538	16,538	16,538	24,808	16,538	16,538	16,538	16,538	16,538	-	-	-	157,115	57,885	73.1%
DEPUTY DIRECTOR AIRPARK & ECONOMIC DEVELOPMENT	149,008	11,362	11,462	11,462	17,193	11,462	11,462	11,462	11,462	11,462	-	-	-	108,790	40,218	73.0%
DEPUTY DIRECTOR AIRPORT & CAPITAL PROJECTS	149,008	11,362	11,462	11,462	17,193	11,462	11,462	11,462	11,462	11,462	-	-	-	108,790	40,218	73.0%
EXECUTIVE ASSISTANT / MUNICIPAL CLERK	50,000	3,873	3,840	3,750	5,800	3,864	3,919	3,846	3,846	3,846	-	-	-	36,586	13,414	73.2%
TOTAL EXECUTIVE DEPARTMENT	563,016	43,136	43,303	43,213	64,994	43,327	43,381	43,309	43,309	43,309	-	-	-	411,281	151,735	73.0%
COMMUNICATIONS / IT MANAGER	63,531	4,844	4,887	4,887	7,331	4,887	4,887	4,887	4,887	4,887	-	-	-	46,384	17,147	73.0%
TOTAL ECONOMIC DEPARTMENT	63,531	4,844	4,887	4,887	7,331	4,887	4,887	4,887	4,887	4,887	-	-	-	46,384	17,147	73.0%
DIRECTOR FINANCE & HUMAN RESOURCES	120,000	9,032	9,112	9,171	13,846	9,231	9,231	9,231	9,231	9,231	-	-	-	87,315	32,685	72.8%
ACCOUNTING MANAGER	71,028	5,370	5,464	5,464	8,196	5,464	5,464	5,464	5,464	5,464	-	-	-	51,811	19,217	72.9%
PURCHASING COORDINATOR	66,462	5,068	5,112	5,112	7,669	5,112	5,112	5,112	5,112	5,112	-	-	-	48,524	17,938	73.0%
ACCOUNTING CLERK	53,020	4,068	4,078	4,078	6,118	4,085	4,117	4,078	4,078	4,078	-	-	-	38,779	14,241	73.1%
ACCOUNTING CLERK	53,020	4,068	4,078	4,078	6,118	4,078	4,082	4,088	4,078	4,078	-	-	-	38,748	14,272	73.1%
TOTAL FINANCE DEPARTMENT	363,530	27,606	27,845	27,904	41,946	27,970	28,005	27,973	27,964	27,964	-	-	-	265,176	98,354	72.9%
HUMAN RESOURCES MANAGER	78,676	5,999	6,052	6,052	9,078	6,052	6,052	6,052	6,052	6,052	-	-	-	57,441	21,235	73.0%
MECHANIC	61,273	4,687	4,714	4,714	7,129	4,714	4,791	4,714	5,045	4,714	-	-	-	45,220	16,053	73.8%
ADMINISTRATIVE ASSISTANT AIRPORT / AIRPARK	62,340	4,849	4,795	4,795	7,193	4,795	4,825	4,795	4,795	4,795	-	-	-	45,638	16,702	73.2%
MARKETING AND AIR SERVICES MANAGER - (50% THIS DEPT)	37,500	2,884	2,885	2,885	4,327	2,885	2,885	2,885	2,885	2,885	-	-	-	27,404	10,096	73.1%
TOTAL GENERAL OPERATIONS DEPARTMENT	239,789	18,420	18,445	18,445	27,727	18,445	18,553	18,445	18,777	18,445	-	-	-	175,703	64,086	73.3%
CURRENT MONTH PAYROLL ACCRUAL - ADMINISTRATION		42,303	47,240	56,670	23,713	23,657	37,930	47,307	47,468	56,763	-	-	-	383,053	(383,053)	
PRIOR MONTH REVERSAL PAYROLL ACCRUAL - ADMINISTRATION		(27,251)	(42,303)	(47,240)	(56,670)	(23,713)	(23,657)	(37,930)	(47,307)	(47,468)	-	-	-	(353,541)	353,541	
ADMINISTRATION DIVISION TOTAL	1,229,866	109,057	99,418	103,879	109,041	94,574	109,099	103,992	95,098	103,900	-	-	-	928,057	301,809	75.5%

ENGLAND ECONOMIC AND INDUSTRIAL DEVELOPMENT DISTRICT

Personnel Compensation Detail
For the Period Ended March 31, 2026

DIVISION/POSITION	BUDGET	7/31/25	8/31/25	9/30/25	10/31/25	11/30/25	12/31/25	1/31/26	2/28/26	3/31/26	4/30/26	5/31/26	6/30/26	% OF FYE EXPENDED		%
														TOTAL	VARIANCE	
AIRPORT DIVISION																
AIRPORT OPERATIONS MANAGER	89,554	6,829	6,889	6,889	10,333	6,889	6,889	6,889	6,889	6,889	-	-	-	65,383	24,171	73.0%
AIRFIELD SUPERINTENDENT	74,677	5,694	5,744	5,744	8,617	5,744	5,744	5,744	5,744	5,744	-	-	-	54,521	20,156	73.0%
AIRFIELD LEAD TECHNICIAN	70,709	5,467	5,438	5,617	8,272	5,438	6,076	5,438	5,438	5,438	-	-	-	52,624	18,085	74.4%
AIRFIELD TECHNICIAN 2 / WILDLIFE CONTROL	53,045	4,131	4,080	4,128	6,130	4,080	4,080	4,080	4,080	4,080	-	-	-	38,868	14,177	73.3%
AIRFIELD TECHNICIAN 2	65,539	4,997	5,042	5,042	7,562	5,042	5,042	5,042	5,042	5,042	-	-	-	47,851	17,688	73.0%
AIRFIELD TECHNICIAN 1	37,440	2,880	2,880	2,921	4,320	2,880	3,218	2,880	2,880	2,887	-	-	-	27,745	9,695	74.1%
STUDENT INTERN	3,900	743	-	-	-	-	-	-	-	-	-	-	-	743	3,158	19.0%
TOTAL AIRFIELD OPERATIONS	394,864	30,741	30,073	30,340	45,234	30,073	31,048	30,073	30,073	30,080	-	-	-	287,735	107,129	72.9%
TERMINAL SUPERINTENDENT	82,715	6,307	6,363	6,363	9,544	6,363	6,363	6,363	6,363	6,363	-	-	-	60,390	22,325	73.0%
SECURITY COORDINATOR	79,223	6,041	6,094	6,094	9,141	6,094	6,094	6,094	6,094	6,094	-	-	-	57,840	21,383	73.0%
TERMINAL TECHNICIAN 1	42,848	3,267	3,296	3,752	5,371	3,478	3,820	3,230	3,673	3,463	-	-	-	33,348	9,500	77.8%
CUSTODIAN	40,200	3,232	3,129	3,102	4,738	3,102	3,131	3,136	3,102	3,141	-	-	-	29,816	10,384	74.2%
CUSTODIAN	34,775	2,676	2,688	2,681	4,034	2,698	2,702	2,692	2,675	2,688	-	-	-	25,534	9,241	73.4%
CUSTODIAN	15,600	-	-	-	-	-	-	-	-	-	-	-	-	-	15,600	0.0%
CUSTODIAN	16,068	808	788	784	1,255	865	788	834	734	819	-	-	-	7,675	8,393	47.8%
CUSTOMER SERVICE REPRESENTATIVE / GENERAL CLERK	45,833	3,495	3,526	3,526	5,290	3,526	3,548	3,526	3,526	3,526	-	-	-	33,492	12,341	73.1%
MARKETING AND AIR SERVICES MANAGER - (50% THIS DEPT)	37,500	2,884	2,885	2,885	4,327	2,885	2,885	2,885	2,885	2,885	-	-	-	27,404	10,096	73.1%
TOTAL TERMINAL OPERATIONS	394,762	28,711	28,769	29,188	43,700	29,011	29,332	28,760	29,052	28,978	-	-	-	275,500	119,262	69.8%
CURRENT MONTH PAYROLL ACCRUAL - AIRPORT		26,753	29,685	35,717	14,852	14,771	24,152	29,417	29,563	35,435	-	-	-	240,343	(240,343)	
PRIOR MONTH REVERSAL PAYROLL ACCRUAL - AIRPORT		(17,278)	(26,753)	(29,685)	(35,717)	(14,852)	(14,771)	(24,152)	(29,417)	(29,563)	-	-	-	(222,186)	222,186	
AIRPORT DIVISION TOTAL	789,626	68,927	61,773	65,559	68,069	59,003	69,760	64,098	59,271	64,930	-	-	-	581,392	208,234	73.6%

ENGLAND ECONOMIC AND INDUSTRIAL DEVELOPMENT DISTRICT

Personnel Compensation Detail
For the Period Ended March 31, 2026

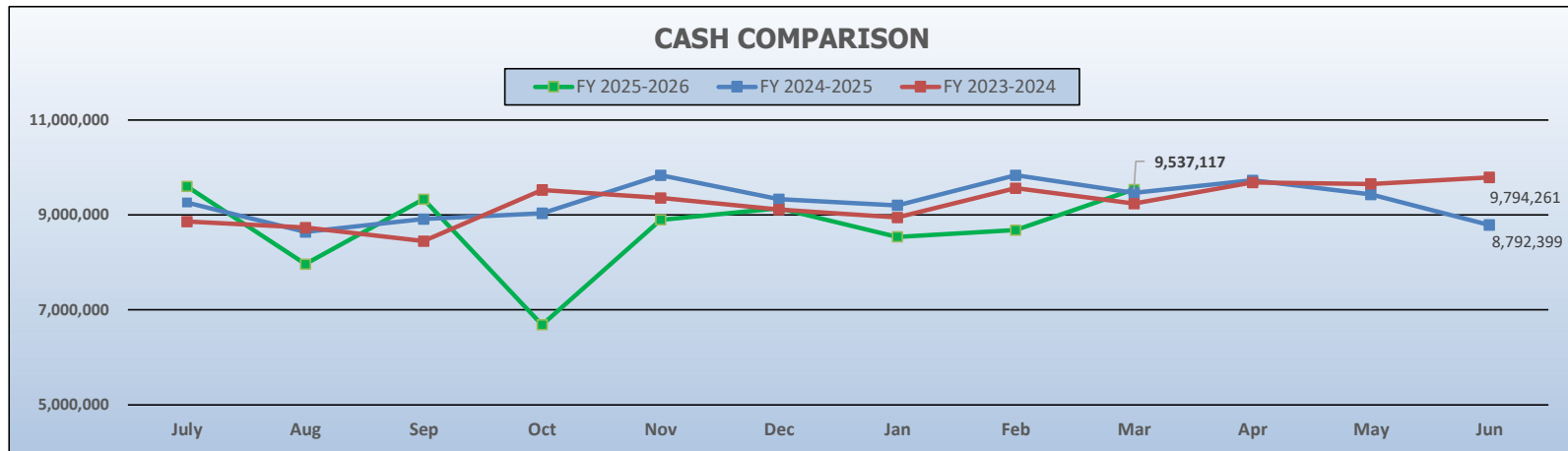
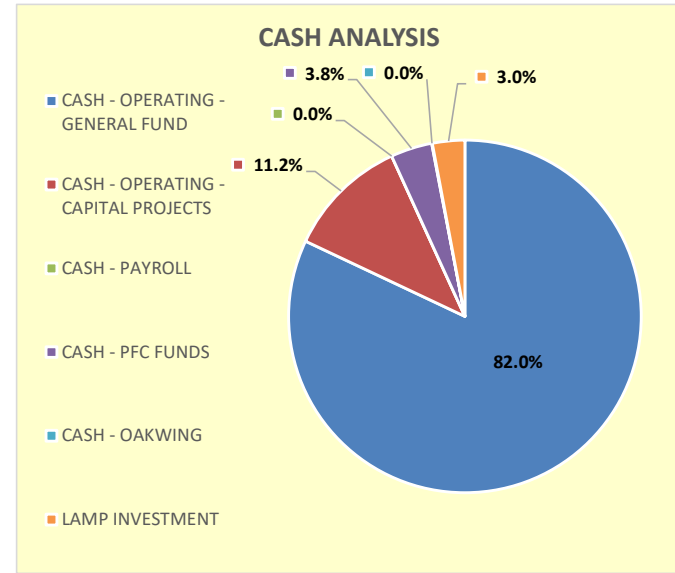
DIVISION/POSITION	BUDGET	7/31/25	8/31/25	9/30/25	10/31/25	11/30/25	12/31/25	1/31/26	2/28/26	3/31/26	4/30/26	5/31/26	6/30/26	% OF FYE EXPENDED 75.0%		
														TOTAL	VARIANCE	%
AIRPARK DIVISION																
AIRPARK FACILITIES MANAGER	87,539	6,675	6,734	6,734	10,101	6,734	6,734	6,734	6,734	6,734	-	-	-	63,912	23,627	73.0%
LANDSIDE MANAGER	72,100	5,498	5,546	5,546	8,319	5,546	5,546	5,546	5,546	5,546	-	-	-	52,640	19,460	73.0%
LANDSIDE TECHNICIAN 2	54,388	4,340	4,586	4,576	6,966	4,459	4,812	4,942	4,488	4,802	-	-	-	43,970	10,418	80.8%
LANDSIDE TECHNICIAN 2	52,276	4,061	4,662	4,106	6,286	4,128	4,454	4,498	4,096	4,143	-	-	-	40,434	11,842	77.3%
LANDSIDE TECHNICIAN 1	34,775	2,794	2,750	2,876	2,675	-	2,600	2,606	2,557	2,600	-	-	-	21,459	13,316	61.7%
LANDSIDE TECHNICIAN 1	33,100	-	-	-	-	-	-	-	-	-	-	-	-	-	33,100	0.0%
LANDSIDE TECHNICIAN 1	31,200	-	-	-	-	-	-	-	-	-	-	-	-	-	31,200	0.0%
LANDSIDE TECHNICIAN 1	31,200	-	-	-	-	-	-	-	-	-	-	-	-	-	31,200	0.0%
HVAC TECHNICIAN 1	65,539	3,525	5,408	5,168	8,476	5,451	5,597	5,266	5,042	5,172	-	-	-	49,104	16,435	74.9%
HVAC TECHNICIAN 1	52,489	4,761	4,900	4,758	6,118	4,505	4,720	4,209	4,363	4,818	-	-	-	43,151	9,338	82.2%
PLUMBER	64,272	4,901	5,129	4,952	7,439	5,172	4,944	5,106	5,048	5,137	-	-	-	47,829	16,443	74.4%
PAINTER	35,470	2,706	2,728	1,091	2,035	-	-	-	-	-	-	-	-	8,561	26,909	24.1%
PAINTER	35,470	2,884	2,728	2,728	4,258	2,728	2,901	2,728	2,741	2,990	-	-	-	26,685	8,785	75.2%
TOTAL AIRPARK OPERATIONS	649,818	42,145	45,171	42,534	62,673	38,723	42,307	41,636	40,616	41,942	-	-	-	397,745	252,073	61.2%
RESIDENTIAL HOUSING DIRECTOR	139,496	10,637	10,730	10,730	16,096	10,730	10,730	10,730	10,730	10,730	-	-	-	101,846	37,650	73.0%
RESIDENTIAL SALES/MARKETING MGR	65,405	4,987	5,031	5,031	7,547	5,031	5,031	5,031	5,031	5,031	-	-	-	47,752	17,653	73.0%
RESIDENTIAL ACCOUNTING MANAGER	62,830	4,791	4,833	4,833	7,250	4,833	4,833	4,833	4,833	4,833	-	-	-	45,872	16,958	73.0%
RESIDENTIAL SALES/OPERATIONS MGR	58,710	4,477	4,516	3,370	-	-	-	-	-	-	-	-	-	12,363	46,347	21.1%
RESIDENTIAL MAINT. SUPERVISOR	59,987	5,406	4,618	4,593	6,760	4,010	3,840	3,840	3,840	3,840	-	-	-	40,747	19,240	67.9%
RESIDENTIAL TECH 2	49,918	4,386	3,975	4,338	5,856	4,023	4,128	4,218	3,990	4,017	-	-	-	38,931	10,987	78.0%
RESIDENTIAL TECH 2	49,918	4,284	3,900	3,849	5,760	3,840	3,984	3,912	4,092	3,849	-	-	-	37,470	12,448	75.1%
RESIDENTIAL CUSTOMER SERVICE REP	36,421	2,786	2,756	2,782	4,084	2,784	2,767	2,793	2,815	2,804	-	-	-	26,370	10,051	72.4%
DRIVER (PART TIME)	16,687	925	1,071	951	1,412	823	831	566	955	995	-	-	-	8,529	8,158	51.1%
DRIVER (PART TIME)	16,335	771	695	770	1,202	931	522	428	699	609	-	-	-	6,627	9,708	40.6%
TOTAL RESIDENTIAL OPERATIONS	555,707	43,449	42,126	41,247	55,967	37,005	36,666	36,351	36,986	36,708	-	-	-	366,506	189,201	66.0%
CURRENT MONTH PAYROLL ACCRUAL - AIRPARK		38,517	43,649	50,269	19,813	18,932	31,589	38,994	38,801	47,190	-	-	-	327,753	(327,753)	
PRIOR MONTH REVERSAL PAYROLL ACCRUAL - AIRPARK		(24,551)	(38,517)	(43,649)	(50,269)	(19,813)	(18,932)	(31,589)	(38,994)	(38,801)	-	-	-	(305,113)	305,113	
AIRPARK DIVISION TOTAL	1,205,525	99,560	92,429	90,401	88,184	74,846	91,631	85,391	77,408	87,039	-	-	-	786,890	418,635	65.3%
TOTAL SALARIES	3,225,017	277,544	253,619	259,840	265,294	228,423	270,491	253,482	231,776	255,870	-	-	-	2,296,339	928,678	71.2%

ENGLAND ECONOMIC AND INDUSTRIAL DEVELOPMENT DISTRICT
Cash Reporting
 For the Period and Nine Months Ended March 31, 2026

	Balance	Beginning	Net
	Current Period	Balance 7/1/25	Change
CASH - OPERATING ACCOUNT	8,887,386	967,789	7,919,597
CASH - PAYROLL ACCOUNT	12	1	11
CASH - PFC FUNDS	362,302	153,463	208,839
CASH - OAKWING ACCOUNT	4,294	49,240	-44,946
LAMP INVESTMENT	283,123	274,614	8,509
GRAND TOTALS	9,537,117	1,445,107	8,092,010

REGIONS OPERATING ACCOUNT SUMMARY BY FUND

	GENERAL FUND	CAPITAL PROJECTS	TOTAL
BEGINNING BALANCE	8,171,473.38	-100,572.94	8,070,900.44
RECEIPTS	1,367,267.31	1,365,348.21	2,732,615.52
DISBURSEMENTS	-1,716,849.25	-199,280.76	-1,916,130.01
SUB-TOTAL PER FUND	7,821,891.44	1,065,494.51	8,887,385.95
ADJUSTMENTS:			
EEIDD FUNDED PROJECTS TRANSFERS	-620,422.58	620,422.58	0.00
BALANCE AVAILABLE FOR USE PER FUND	7,201,468.86	1,685,917.09	8,887,385.95



ENGLAND AUTHORITY
MONTHLY CASH FLOWS
FOR THE PERIOD ENDING MARCH 31, 2026

BANK DATE	DESCRIPTION	POSTING #	OPERATING ACCOUNT	PAYROLL ACCOUNT	PFC ACCOUNT	OAKWING ACCOUNT	LAMP	TOTAL ACCOUNT
BALANCE @ FEBRUARY 28, 2026			\$8,070,900.44	\$11.69	\$286,158.49	\$41,901.91	\$282,230.18	\$8,681,202.71
CASH RECEIPTS:								
		POSTING #						
REGIONS								
3/2/26	DELTA AIRLINES	CR#26-264EA	\$ 60,789.12	\$ -	\$ -	\$ -	\$ -	\$ 60,789.12
3/31/26	78670 - DENAH RUSSEL	VOID	300.00	-	-	-	-	300.00
BOM								
3/2/26	CLEARANT DEPOSITS	CR#26-225	\$ 1,100.00	\$ -	\$ -	\$ -	\$ -	1,100.00
3/2/26	UCORE	CR#26-260EA	32,140.12	-	-	-	-	32,140.12
3/2/26	LASALLE	CR#26-260EA	5,050.00	-	-	-	-	5,050.00
3/2/26	REMOTE DEPOSIT EA	CR#26-259EA	37,828.74	-	-	-	-	37,828.74
3/2/26	REMOTE DEPOSIT	CR#26-224	59,946.00	-	-	-	-	59,946.00
3/3/26	BOISE	CR#26-262EA	10,050.00	-	-	-	-	10,050.00
3/3/26	BMO-REDDY ICE	CR#26-262EA	3,993.82	-	-	-	-	3,993.82
3/3/26	FAA	CR#26-262EA	117,842.00	-	-	-	-	117,842.00
3/3/26	CLEARANT DEPOSITS/EA HOUSING	CR#26-262EA	1,515.00	-	-	-	-	1,515.00
3/3/26	LAGOV	CR#26-262EA	76,818.62	-	-	-	-	76,818.62
3/3/26	REMOTE DEPOSIT EA	CR#26-261EA	1,150.00	-	-	-	-	1,150.00
3/3/26	REMOTE DEPOSIT	CR#26-226	13,582.26	-	-	-	-	13,582.26
3/4/26	AMERICAN AIRLINES	CR#26-267EA	25,043.93	-	-	-	-	25,043.93
3/4/26	FAA	CR#26-267EA	237,035.00	-	-	-	-	237,035.00
3/4/26	EIIDD RENT	CR#26-227	6,965.00	-	-	-	-	6,965.00
3/4/26	REMOTE DEPOSIT EA	CR#26-263EA	1,848.88	-	-	-	-	1,848.88
3/4/26	REMOTE DEPOSIT	CR#26-228	18,000.00	-	-	-	-	18,000.00
3/5/26	CLEARANT DEPOSITS	CR#26-267EA	1,310.00	-	-	-	-	1,310.00
3/5/26	EIIDD RENT	CR#26-229	134,845.00	-	-	-	-	134,845.00
3/5/26	SOLPOWERLINES	CR#26-267EA	5,925.07	-	-	-	-	5,925.07
3/5/26	transfer monies-Paula	ck#80884	104,000.00	-	-	-	-	104,000.00
3/5/26	REMOTE DEPOSIT EA	CR#26-266EA	1,070.27	-	-	-	-	1,070.27
3/5/26	REMOTE DEPOSIT	CR#26-230	21,195.00	-	-	-	-	21,195.00
3/6/26	CSI	CR#26-270EA	68,098.03	-	-	-	-	68,098.03
3/6/26	CLEARANT DEPOSITS/EA HOUSING	CR#26-232	7,305.00	-	-	-	-	7,305.00
3/6/26	REMOTE DEPOSIT EA	CR#26-268EA	3,484.82	-	-	-	-	3,484.82
3/6/26	REMOTE DEPOSIT	CR#26-231	26,346.06	-	-	-	-	26,346.06
3/9/26	SP PLUS CORPORATE EDI PAYMENTS-METROPOLIS	JE#26-348	27,087.95	-	-	-	-	27,087.95
3/9/26	CLEARANT DEPOSITS	CR326-234	1,395.00	-	-	-	-	1,395.00
3/9/26	REMOTE DEPOSIT EA	CR#26-269EA	47,997.04	-	-	-	-	47,997.04
3/9/26	REMOTE DEPOSIT	CR#26-233	4,545.00	-	-	-	-	4,545.00
3/10/26	DELTA AIRLINES	CR#26-272EA	10,120.90	-	-	-	-	10,120.90
3/10/26	CLEARANT DEPOSITS/EA HOUSING	CR#26-272EA	225.00	-	-	-	-	225.00
3/10/26	REMOTE DEPOSIT EA	CR#26-271EA	4,366.15	-	-	-	-	4,366.15
3/10/26	REMOTE DEPOSIT	CR#26-235	6,289.00	-	-	-	-	6,289.00
3/11/26	CLEARANT DEPOSITS	CR#26-238	1,266.12	-	-	-	-	1,266.12
3/11/26	FREEMAN HOLDINGS	CR#26-273EA	47,307.78	-	-	-	-	47,307.78
3/11/26	transfer monies-Paula	ck#80885	1,220.77	-	-	-	-	1,220.77
3/11/26	REMOTE DEPOSIT	CR#26-236	4,305.00	-	-	-	-	4,305.00
3/12/26	AVIS EXCESS	CR#26-273EA	169.22	-	-	-	-	169.22
3/12/26	REMOTE DEPOSIT	CR#26-237	8,260.66	-	-	-	-	8,260.66
3/13/26	AVIS	CR#26-277EA	14,662.14	-	-	-	-	14,662.14
3/13/26	BUDGET	CR#26-277EA	6,636.00	-	-	-	-	6,636.00
3/13/26	ISB	CR#26-277EA	170,130.08	-	-	-	-	170,130.08
3/13/26	GLOBAL CROSSING	CR#26-277EA	20,543.50	-	-	-	-	20,543.50
3/13/26	CLEARANT DEPOSITS	CR#26-240	1,405.00	-	-	-	-	1,405.00
3/13/26	REMOTE DEPOSIT EA	CR#26-274EA	14,111.15	-	-	-	-	14,111.15
3/13/26	REMOTE DEPOSIT	CR#26-239	2,236.00	-	-	-	-	2,236.00
3/16/26	CLEARANT DEPOSITS	CR#26-277EA	500.00	-	-	-	-	500.00
3/16/26	REMOTE DEPOSIT EA	CR#26-276EA	6,801.96	-	-	-	-	6,801.96
3/16/26	REMOTE DEPOSIT	CR#26-241	5,275.00	-	-	-	-	5,275.00
3/17/26	FREEMAN HOLDINGS	CR#26-280EA	50,590.96	-	-	-	-	50,590.96
3/17/26	EIIDD RENT	CR#26-242	5,080.00	-	-	-	-	5,080.00
3/17/26	CLEARANT DEPOSITS/EA HOUSING	CR#26-279EA	992.39	-	-	-	-	992.39
3/18/26	CLEARANT DEPOSITS	CR#26-280EA	60.00	-	-	-	-	60.00
3/18/26	SOLPOWERLINES	CR#26-280EA	7,146.00	-	-	-	-	7,146.00
3/18/26	REMOTE DEPOSIT	CR#26-243	3,145.00	-	-	-	-	3,145.00
3/19/26	CLEARANT DEPOSITS/HOUSING	CR#26-244	1,844.51	-	-	-	-	1,844.51
3/19/26	EAN HOLDINGS	CR#26-283EA	20,353.26	-	-	-	-	20,353.26
3/19/26	REMOTE DEPOSIT EA	CR#26-281EA	87.03	-	-	-	-	87.03
3/20/26	CLEARANT DEPOSITS	CR#26-246	1,100.00	-	-	-	-	1,100.00
3/20/26	REMOTE DEPOSIT EA	CR#26-282EA	4,764.63	-	-	-	-	4,764.63
3/20/26	REMOTE DEPOSIT	CR#26-245	957.00	-	-	-	-	957.00
3/23/26	REMOTE DEPOSIT	CR#26-247	8,845.00	-	-	-	-	8,845.00
3/23/26	REMOTE DEPOSIT EA	CR#26-284EA	225.00	-	-	-	-	225.00
3/24/26	SP PLUS CORPORATE EDI PAYMENTS-METROPOLIS	JE#26-349	51,609.02	-	-	-	-	51,609.02
3/24/26	SENATOR CASSIDY	CR#26-285EA	806.39	-	-	-	-	806.39
3/24/26	SENATOR KENNEDY	CR#26-285EA	321.93	-	-	-	-	321.93
3/24/26	REMOTE DEPOSIT	CR#26-248	6,140.00	-	-	-	-	6,140.00
3/25/26	CLEARANT DEPOSITS/EA HOUSING	CR#26-249	150.00	-	-	-	-	150.00
3/26/26	CLEARANT DEPOSITS	CR#26-250	45.00	-	-	-	-	45.00
3/26/26	BUDGET	CR#26-288EA	8,653.44	-	-	-	-	8,653.44
3/26/26	AVIS	CR#26-288EA	9,208.96	-	-	-	-	9,208.96
3/26/26	REMOTE DEPOSIT EA	CR#26-287EA	1,680.00	-	-	-	-	1,680.00
3/26/26	REMOTE DEPOSIT	CR#26-251	3,040.00	-	-	-	-	3,040.00
3/27/26	CLEARANT DEPOSITS	CR#26-253	1,045.00	-	-	-	-	1,045.00
3/27/26	AVIS	CR#26-290EA	14,166.67	-	-	-	-	14,166.67
3/27/26	BUDGET	CR#26-290EA	14,083.33	-	-	-	-	14,083.33
3/27/26	GEO GROUP	CR#26-290EA	6,230.14	-	-	-	-	6,230.14
3/27/26	REMOTE DEPOSIT EA	CR#26-289EA	5,000.00	-	-	-	-	5,000.00
3/27/26	REMOTE DEPOSIT	CR#26-252	5,885.00	-	-	-	-	5,885.00
3/30/26	CLEARANT DEPOSITS	CR#26-254	1,045.00	-	-	-	-	1,045.00
3/30/26	REMOTE DEPOSIT	CR#26-255	19,413.50	-	-	-	-	19,413.50
3/30/26	EAN HOLDINGS	CR#26-293EA	26,996.59	-	-	-	-	26,996.59
3/30/26	REMOTE DEPOSIT EA	CR#26-291EA	28,387.64	-	-	-	-	28,387.64
3/31/26	CLEARANT DEPOSITS	CR#26-293EA	180.00	-	-	-	-	180.00
3/31/26	FAA	CR#26-293EA	538,901.00	-	-	-	-	538,901.00
3/31/26	REMOTE DEPOSIT EA	CR#26-294EA	1,586.19	-	-	-	-	1,586.19

ENGLAND AUTHORITY
MONTHLY CASH FLOWS
FOR THE PERIOD ENDING MARCH 31, 2026

BANK DATE	DESCRIPTION	POSTING #	OPERATING ACCOUNT	PAYROLL ACCOUNT	PFC ACCOUNT	OAKWING ACCOUNT	LAMP	TOTAL ACCOUNT
3/31/26	REMOTE DEPOSIT	CR#26-256	5,199.00	-	-	-	-	5,199.00
3/31/26	TRANSFER FROM PFC	JE#26-337	358,085.59	-	-	-	-	358,085.59
3/31/26	INTEREST	JE#26-342	28,131.19	-	-	-	-	28,131.19
3/4/26	PAYROLL -	JE#26-331	-	106,624.79	-	-	-	106,624.79
3/4/26	PAYROLL FEE -	JE#26-330	-	476.99	-	-	-	476.99
3/19/26	PAYROLL - FEE	JE#26-334	-	106,254.79	-	-	-	106,254.79
3/19/26	PAYROLL -	JE#26-333	-	487.68	-	-	-	487.68
3/31/26	INTEREST	JE#26-342	-	10.64	-	-	-	10.64
3/2/26	REMOTE DEPOSIT	CR#26-258EA	-	-	37,456.17	-	-	37,456.17
3/5/26	REMOTE DEPOSIT	CR#26-265EA	-	-	17.56	-	-	17.56
3/16/26	REMOTE DEPOSIT	CR#26-275EA	-	-	26.23	-	-	26.23
3/16/26	REMOTE DEPOSIT	CR#26-278EA	-	-	56.96	-	-	56.96
3/26/26	REMOTE DEPOSIT	CR#26-286EA	-	-	118.53	-	-	118.53
3/30/26	REMOTE DEPOSIT	CR#26-292EA	-	-	37,484.64	-	-	37,484.64
3/31/26	INTEREST	JE#26-342	-	-	983.41	-	-	983.41
3/31/26	INTEREST LAMP	JE#26-286	-	-	-	-	893.10	893.10
03/01-03/31/2026	OAKWING CASH RECEIPTS	JE#26-362	-	-	-	203,548.03	-	203,548.03

TOTAL RECEIPTS \$ 2,732,615.52 \$ 213,854.89 \$ 76,143.50 \$ 203,548.03 \$ 893.10 \$ 3,227,055.04

CASH DISBURSEMENTS:

PAYROLL								
BOM								
3/4/26	PAYROLL -	JE#26-331	(106,624.79)	-	-	-	-	(106,624.79)
3/4/26	PAYROLL FEE -	JE#26-330	(476.99)	-	-	-	-	(476.99)
3/19/26	PAYROLL -	JE#26-334	(106,254.79)	-	-	-	-	(106,254.79)
3/19/26	PAYROLL FEE -	JE#26-333	(487.68)	-	-	-	-	(487.68)
3/12/26	LEO PAYROLL - RCX	JE#26-347	(15,520.00)	-	-	-	-	(15,520.00)
3/26/26	LEO PAYROLL - RCX	JE#26-347	(15,880.00)	-	-	-	-	(15,880.00)
3/5/26	PAYROLL - RCX	JE#26-345	-	(90,016.17)	-	-	-	(90,016.17)
3/5/26	GARNISHMENT PAYMENT (TPS)	JE#26-345	-	(15,817.86)	-	-	-	(15,817.86)
3/5/26	PAYCHEX TAX PAYMENT -CGS	JE#26-345	-	(790.76)	-	-	-	(790.76)
3/6/26	PAYROLL FEE -EIB	JE#26-330	-	(487.68)	-	-	-	(487.68)
3/19/26	PAYROLL - RCX	JE#26-345	-	(89,812.43)	-	-	-	(89,812.43)
3/19/26	GARNISHMENT PAYMENT (TPS)	JE#26-345	-	(15,651.60)	-	-	-	(15,651.60)
3/19/26	PAYCHEX TAX PAYMENT - CGS	JE#26-345	-	(790.76)	-	-	-	(790.76)
3/20/26	PAYROLL FEE -EIB	JE#26-333	-	(487.68)	-	-	-	(487.68)
AP CHECK RUN								
REGIONS								
3/6/26	80884		(104,000.00)	-	-	-	-	(104,000.00)
3/11/26	80885		(1,220.77)	-	-	-	-	(1,220.77)
BOM								
3/6/26	82681-82724		(218,135.61)	-	-	-	-	(218,135.61)
3/13/26	82725-82760		(276,384.21)	-	-	-	-	(276,384.21)
3/20/26	82761-82798		(249,127.63)	-	-	-	-	(249,127.63)
3/27/26	82799-82833		(195,658.45)	-	-	-	-	(195,658.45)
EFT PAYMENTS								
REGIONS								
3/9/26	BANK SERVICE CHARGES -ANALYSIS FEE	JE#26-350	(106.56)	-	-	-	-	(106.56)
3/2/26	BANK SERVICE CHARGES -MERCHANT SERVICE FEE	JE#26-350	(40.00)	-	-	-	-	(40.00)
BOM								
3/27/26	DEBIT SERVICE PAYMENT	JE#26-336	(445,398.75)	-	-	-	-	(445,398.75)
3/2/26	WIRE TRANSFER FEE	JE#26-339	(10.00)	-	-	-	-	(10.00)
3/31/26	REFUND CREDIT CARD FEE-COMM CTR DEP	JE#26-351	(15.01)	-	-	-	-	(15.01)
3/16/26	COMMUNITY CENTER REFUND-J. CONSTON	JE#26-316	(500.00)	-	-	-	-	(500.00)
3/31/26	CLEARANT SETTLEMENT DIFFERENCE	JE#26-352	(0.08)	-	-	-	-	(0.08)
3/31/26	COLLECTION FEE - P. JOHNSON	JE#26-317	(6.60)	-	-	-	-	(6.60)
3/31/26	BANK ERROR CORRECTION ADJUSTMENT	JE#26-353	(50.00)	-	-	-	-	(50.00)
3/6/26	ACH RETURN - CHERYL RIDLEY	NSF	(1,000.00)	-	-	-	-	(1,000.00)
3/6/26	EMPOWER RETIREMENT	CK#30	(12,639.63)	-	-	-	-	(12,639.63)
3/6/26	EMPOWER RETIREMENT	CK#30	(961.93)	-	-	-	-	(961.93)
3/6/26	EMPOWER RETIREMENT	CK#30	(12,585.66)	-	-	-	-	(12,585.66)
3/6/26	EMPOWER RETIREMENT	CK#30	(961.93)	-	-	-	-	(961.93)
3/11/26	EMPOWER RETIREMENT	CK#33	(12,669.78)	-	-	-	-	(12,669.78)
3/11/26	EMPOWER RETIREMENT	CK#33	(961.93)	-	-	-	-	(961.93)
3/30/26	EMPOWER RETIREMENT	CK#39	(12,618.27)	-	-	-	-	(12,618.27)
3/30/26	EMPOWER RETIREMENT	CK#39	(961.93)	-	-	-	-	(961.93)
3/2/26	LWCC	CK#29	(8,994.06)	-	-	-	-	(8,994.06)
3/11/26	NATIONWIDE	CK#31	(296.19)	-	-	-	-	(296.19)
3/31/26	NATIONWIDE	CK#38	(296.19)	-	-	-	-	(296.19)
3/31/26	AFLAC	CK#36	(353.10)	-	-	-	-	(353.10)
3/31/26	BLUE CROSS BLUE SHIELD HEALTH INS	CK#37	(67,377.60)	-	-	-	-	(67,377.60)
3/11/26	TSC	CK#32	(1,500.00)	-	-	-	-	(1,500.00)
3/12/26	SHERWEB	CK#34	(1,158.00)	-	-	-	-	(1,158.00)
3/11/26	REGIONS BANK-CREDIT CARD	CK#40	(19,150.91)	-	-	-	-	(19,150.91)
3/13/26	PAYCHEX FEE CHILD ACCT-EIB	JE#26-332	(435.20)	-	-	-	-	(435.20)
3/27/26	PAYCHEX FEE CHILD ACCT-EIB	JE#26-335	(365.33)	-	-	-	-	(365.33)
3/27/26	PAYCHEX FEE TIME CLOCK FEE	JE#26-338	(150.00)	-	-	-	-	(150.00)
3/11/26	CLEARANT LLC MONTHLY FEE	JE#26-339	(50.00)	-	-	-	-	(50.00)
3/17/26	SALEQUICK.COM PAYMENT	JE#26-339	(10.00)	-	-	-	-	(10.00)
3/13/26	ENTERPRISE	CK#35	(24,734.45)	-	-	-	-	(24,734.45)
02/01-02/28/26	OAKWING DISBURSEMENTS	JE#26-362	-	-	-	(241,155.46)	-	(241,155.46)
OTHER								

TOTAL DISBURSEMENTS \$ (1,916,130.01) \$ (213,854.94) \$ - \$ (241,155.46) \$ - \$ (2,371,140.41)

BALANCE @ MARCH 31, 2026 \$8,887,385.95 \$ 11.64 \$ 362,301.99 \$ 4,294.48 \$ 283,123.28 \$ 9,537,117.34



Summary Statement

March 31, 2026

Page 1 of 3

Investor ID: LA-01-0126

0000095-0000537 PDF T 928176

**England Economic & Industrial
Development District
1611 Arnold Dr
Alexandria, LA 71303-5636**

LAMP

LAMP

Average Monthly Yield: 3.7203%

		Beginning Balance	Contributions	Withdrawals	Income Earned	Income Earned YTD	Average Daily Balance	Month End Balance
LA-01-0126-6182	ENGLAND AUTHORITY	282,230.18	0.00	0.00	893.10	2,614.06	282,702.78	283,123.28
TOTAL		282,230.18	0.00	0.00	893.10	2,614.06	282,702.78	283,123.28

Profit and Loss

OakWing Holding Company, LLC

March 2026

	TOTAL
<hr/>	
Income	
3000 Course Services Income	
3001 Course Services Income - Green Fees	
3010 Green Fees - Tournament	9,170.02
3020 Green Fees - Cardholder/Guest	28,637.00
3040 Green Fees - Member	432.00
3050 Green Fees - Special/Promo	8,598.44
3055 Green Fees - Net Best	32,950.17
Total for 3001 Course Services Income - Green Fees	\$79,787.63
3100 Course Services Income - Other	
3105 Cardholder Revenue	20,196.00
3110 Membership Dues	40,347.00
3115 Cart Fees	2,916.30
3120 Driving Range Revenue	1,313.20
3140 Golf Club Rental	560.00
3195 Miscellaneous Course Rev	300.84
Total for 3100 Course Services Income - Other	\$65,633.34
Total for 3000 Course Services Income	\$145,420.97
5000 Golf Shop Merchandise Income	
5001 Merchandise Sales - Softgoods	4,789.29
5010 Merchandise Sales - Hardgoods	8,403.30
5020 Merchandise Sales - Accessorie	1,946.10
Total for 5000 Golf Shop Merchandise Income	\$15,138.69
Food & Beverage Income	
4000 Food & Beverage Income - Dining	
4001 Dining Room - Food	10,680.97
4010 Dining Room - Beverage	2,697.88
4020 Dining Room - Beer	5,115.16
4025 Dining Room - Liquor	3,216.06
4026 Dining Room - Wine	280.56
Total for 4000 Food & Beverage Income - Dining	\$21,990.63
Food & Beverage Income - Banquet	
4030 Banquet - Food	2,756.80
4195 Space Rental	544.00
Total for Food & Beverage Income - Banquet	\$3,300.80
Food & Beverage Income - On Course	
4081 On Course - Beer	134.70
Total for Food & Beverage Income - On Course	\$134.70
Total for Food & Beverage Income	\$25,426.13
Total for Income	\$185,985.79

Profit and Loss
OakWing Holding Company, LLC
 March 2026

	TOTAL
<hr/>	
Cost of Goods Sold	
4198 Food & Beverage - COGS	
4200 Food Cost	23,781.01
4210 Beverage Cost	7,621.40
4220 Beer Cost	1,707.23
4230 Liquor Cost	1,563.19
4240 Wine Cost	-2,172.18
Total for 4198 Food & Beverage - COGS	\$32,500.65
5199 Merchandise - COGS	
5200 Softgoods Cost	-255.44
5210 Hardgoods Cost	-1,706.44
5220 Accessories Cost	3,593.49
Total for 5199 Merchandise - COGS	\$1,631.61
Total for Cost of Goods Sold	\$34,132.26
<hr/>	
Gross Profit	\$151,853.53
<hr/>	
Expenses	
Course Services Expenses	
3300 Course Service - Payroll	
3320 Payroll - Golf Shop Staff	14,806.65
3340 Payroll - Guest Services	4,707.73
3375 Payroll Taxes	1,877.08
Total for 3300 Course Service - Payroll	\$21,391.46
3400 Course Services - Operating Expenses	
3475 Shop Supplies	573.05
3481 Range Balls and Mats	725.66
3482 Scorecards and Pencils, Tees,	240.74
3486 Group / Tournament Expenses	161.28
3510 Equipment Lease -- Carts	23,480.97
3720 Miscellaneous	114.98
Total for 3400 Course Services - Operating Expenses	\$25,296.68
Total for Course Services Expenses	\$46,688.14
Food & Beverage Expenses	
4300 Food & Beverage - Payroll	
4320 Payroll - Back of House	9,661.86
4375 Payroll Taxes	1,364.06
Total for 4300 Food & Beverage - Payroll	\$11,025.92
4400 Food & Beverage - Operating Expenses	
4490 Kitchen & Dining Room Supplies	803.97
4515 Small Tools / Equip.	65.64
4705 Contract Services - Musicians/DJ/Entertainment	1,538.60
Total for 4400 Food & Beverage - Operating Expenses	\$2,408.21
Total for Food & Beverage Expenses	\$13,434.13

Profit and Loss

OakWing Holding Company, LLC

March 2026

	TOTAL
<hr/>	
General & Administrative Expenses	
7300 General & Administrative - Payroll	492.58
7400 General & Administrative - Operating Expenses	
7401 Advertising	1,654.42
7405 Promotion	1,899.79
7425 Postage and Shipping	156.00
7430 Bank Charges	150.00
7435 Credit Card Discount	3,676.18
7530 Management Fees	6,000.00
7540 Accounting Fees	1,500.00
7550 Hardware and Softwar	2,399.85
7555 Internet Expense	824.62
7570 Electricity	12,126.78
7600 Travel	1,972.73
7700 Insurance	14,960.47
7705 Contract Services	301.94
7720 Miscellaneous	500.00
7735 Security	179.75
Total for 7400 General & Administrative - Operating Expenses	\$48,302.53
Total for General & Administrative Expenses	\$48,795.11
Golf Course Maintenance Expenses	
6300 Golf Course Maintenance - Payroll	\$354.16
6320 Payroll - Groundskeepers	10,635.43
6330 Payroll - Mechanics	10,817.73
6375 Payroll Taxes	2,079.61
Total for 6300 Golf Course Maintenance - Payroll	\$23,886.93
6400 Golf Course Maintenance - Operating Expenses	
6470 Course Supplies	164.04
6475 Shop Supplies	81.94
6500 Equipment Rental	319.63
6505 Equipment Lease	10,556.41
6720 Miscellaneous	260.00
6820 R&M - Equipment	1,177.17
6830 R&M - Irrigation	2,450.00
6900 Gasoline & Diesel	1,043.49
6902 Lubricants	53.47
6911 Fertilizer, Chemicals and Amendments	8,191.61
Total for 6400 Golf Course Maintenance - Operating Expenses	\$24,297.76
Total for Golf Course Maintenance Expenses	\$48,184.69
Total for Expenses	\$157,102.07
Net Operating Income	-\$5,248.54

Profit and Loss

OakWing Holding Company, LLC

March 2026

	TOTAL
Other Income	
7930 Interest Income	136.68
Total for Other Income	\$136.68
Other Expenses	
Reconciliation Discrepancies	-875.67
Total for Other Expenses	-\$875.67
Net Other Income	\$1,012.35
Net Income	-\$4,236.19



**ENGLAND ECONOMIC & INDUSTRIAL DEVELOPMENT DISTRICT
(ENGLAND AIRPARK)**

**QUARTERLY FINANCIAL PACKAGE
MARCH 31, 2026**

TABLE OF CONTENTS

BUDGET VERSUS ACTUAL – PER DIVISION (SUMMARY)	3
ADMIN DIVISION	4
AIRPORT DIVISION	5
AIRPARK DIVISION.....	6
MILITARY DIVISION.....	7
COMMUNITY DIVISION	8
YEAR TO DATE ACTUAL – PER DEPARTMENT	9
ADMIN DIVISION - SUMMARY	10
AIRPORT DIVISION - SUMMARY	11
AIRPARK DIVISION - SUMMARY	12
RESIDENTIAL SUB-DEPARTMENTS - SUMMARY	13
MILITARY DIVISION - SUMMARY	14
COMMUNITY DIVISION - SUMMARY.....	15
ADMIN DIVISION - DETAIL	16
AIRPORT DIVISION - DETAIL.....	18
AIRPARK DIVISION - DETAIL.....	21
RESIDENTIAL SUB-DEPARTMENTS - DETAIL	23
MILITARY DIVISION - DETAIL	25
COMMUNITY DIVISION - DETAIL	26



BUDGET VERSUS ACTUAL
JULY - SEPTEMBER 2025

ENGLAND



A I R P A R K

ADMIN DIVISION

July 2025 - March 2026

	YTD Actual	YTD Budget	Variance	% Var	Annual
REVENUES					
NON-AERONAUTICAL REVENUE					
OTHER	-10.60	0.00	-10.60	N/A	0.00
NON-AERONAUTICAL REVENUE TOTAL	-10.60	0.00	-10.60	N/A	0.00
REVENUES TOTAL	-10.60	0.00	-10.60	N/A	0.00
OPERATING EXPENSES					
PERSONNEL COMPENSATION & BENEFITS	1,193,514.81	1,192,888.00	-626.81	-0.05	1,590,314.00
OTHER GENERAL & ADMINISTRATIVE	207,747.10	218,833.00	11,085.90	5.07	291,073.00
UTILITIES	43,579.81	47,151.00	3,571.19	7.57	62,886.00
SUPPLIES & MATERIALS	50,526.42	61,226.00	10,699.58	17.48	87,479.00
CONTRACT SERVICES	543,259.24	630,832.50	87,573.26	13.88	809,610.00
REPAIRS & MAINTENANCE	7,514.64	10,890.00	3,375.36	31.00	14,520.00
TOTAL OPERATING EXPENSES	2,046,142.02	2,161,820.50	115,678.48	5.35	2,855,882.00
NET OPERATING INCOME (LOSS)	-2,046,152.62	-2,161,820.50	115,667.88	5.35	-2,855,882.00
OTHER OPERATIONS REVENUE/(EXPENSES)	0.00	0.00	0.00	N/A	2,716,882.00
NON-OPERATING REVENUES / (EXPENSES)	199,419.43	104,247.00	95,172.43	91.30	139,000.00
EXCESS/(DEFICIENCY)	-1,846,733.19	-2,057,573.50	210,840.31	10.25	0.00

AIRPORT DIVISION

July 2025 - March 2026

	YTD Actual	YTD Budget	Variance	% Var	Annual
REVENUES					
AERONAUTICAL REVENUE					
PASSENGER AIRPORT REVENUE	2,058,078.37	1,997,644.00	60,434.37	3.03	2,643,682.00
NON-PASSENGER AIRPORT REVENUE	982,000.82	936,123.00	45,877.82	4.90	1,236,096.00
AERONAUTICAL REVENUE TOTAL	3,040,079.19	2,933,767.00	106,312.19	3.62	3,879,778.00
NON-AERONAUTICAL REVENUE					
LAND & BUILDING LEASES	287,437.96	287,216.00	221.96	0.08	376,392.00
TERMINAL	759,320.84	735,831.00	23,489.84	3.19	981,102.00
RENTAL CARS	59,679.89	80,892.00	-21,212.11	-26.22	107,858.00
PARKING LOT	634,515.25	657,926.00	-23,410.75	-3.56	880,000.00
OTHER	3,920.00	0.00	3,920.00	N/A	0.00
NON-AERONAUTICAL REVENUE TOTAL	1,744,873.94	1,761,865.00	-16,991.06	-0.96	2,345,352.00
REVENUES TOTAL	4,784,953.13	4,695,632.00	89,321.13	1.90	6,225,130.00
OPERATING EXPENSES					
PERSONNEL COMPENSATION & BENEFITS	815,083.24	861,346.00	46,262.76	5.37	1,148,046.00
OTHER GENERAL & ADMINISTRATIVE	312,313.38	347,767.00	35,453.62	10.19	463,805.00
UTILITIES	479,190.49	477,035.00	-2,155.49	-0.45	635,780.00
SUPPLIES & MATERIALS	262,191.67	356,205.00	94,013.33	26.39	462,765.00
CONTRACT SERVICES	1,313,707.72	1,402,255.00	88,547.28	6.31	1,881,190.00
REPAIRS & MAINTENANCE	465,360.90	615,588.00	150,227.10	24.40	809,760.00
TOTAL OPERATING EXPENSES	3,647,847.40	4,060,196.00	412,348.60	10.16	5,401,346.00
NET OPERATING INCOME (LOSS)	1,137,105.73	635,436.00	501,669.73	78.95	823,784.00
OTHER OPERATIONS REVENUE/(EXPENSES)	-625,815.61	-702,100.00	76,284.39	10.87	-823,784.00
EXCESS/(DEFICIENCY)	511,290.12	-66,664.00	577,954.12	866.97	0.00

AIRPARK DIVISION

July 2025 - March 2026

	YTD Actual	YTD Budget	Variance	% Var	Annual
REVENUES					
NON-AERONAUTICAL REVENUE					
LAND & BUILDING LEASES	4,984,926.43	5,011,971.00	-27,044.57	-0.54	6,937,276.00
OTHER	8,646.20	5,247.00	3,399.20	64.78	7,000.00
NON-AERONAUTICAL REVENUE TOTAL	4,993,572.63	5,017,218.00	-23,645.37	-0.47	6,944,276.00
REVENUES TOTAL	4,993,572.63	5,017,218.00	-23,645.37	-0.47	6,944,276.00
OPERATING EXPENSES					
PERSONNEL COMPENSATION & BENEFITS	1,067,259.42	1,114,822.00	47,562.58	4.27	1,486,389.00
OTHER GENERAL & ADMINISTRATIVE	238,801.86	251,812.00	13,010.14	5.17	348,373.00
UTILITIES	316,807.49	327,676.00	10,868.51	3.32	436,338.00
SUPPLIES & MATERIALS	204,120.88	220,538.00	16,417.12	7.44	293,941.00
CONTRACT SERVICES	846,141.70	856,943.00	10,801.30	1.26	1,142,844.00
REPAIRS & MAINTENANCE	899,195.99	1,051,193.00	151,997.01	14.46	1,397,305.00
TOTAL OPERATING EXPENSES	3,572,327.34	3,822,984.00	250,656.66	6.56	5,105,190.00
NET OPERATING INCOME (LOSS)	1,421,245.29	1,194,234.00	227,011.29	19.01	1,839,086.00
OTHER OPERATIONS REVENUE/(EXPENSES)	-1,351,508.02	-2,000,614.00	649,105.98	32.45	-1,839,086.00
EXCESS/(DEFICIENCY)	69,737.27	-806,380.00	876,117.27	108.65	0.00

MILITARY DIVISION

July 2025 - March 2026

	YTD Actual	YTD Budget	Variance	% Var	Annual
REVENUES					
AERONAUTICAL REVENUE					
NON-PASSENGER AIRPORT REVENUE	115,798.88	114,546.00	1,252.88	1.09	134,399.00
AERONAUTICAL REVENUE TOTAL	115,798.88	114,546.00	1,252.88	1.09	134,399.00
NON-AERONAUTICAL REVENUE					
LAND & BUILDING LEASES	1,609,985.72	1,636,516.00	-26,530.28	-1.62	2,183,648.00
OTHER	12,825.00	0.00	12,825.00	N/A	0.00
NON-AERONAUTICAL REVENUE TOTAL	1,622,810.72	1,636,516.00	-13,705.28	-0.84	2,183,648.00
REVENUES TOTAL	1,738,609.60	1,751,062.00	-12,452.40	-0.71	2,318,047.00
OPERATING EXPENSES					
OTHER GENERAL & ADMINISTRATIVE	41,583.83	41,724.00	140.17	0.34	55,638.00
UTILITIES	4,137.11	6,165.00	2,027.89	32.89	8,222.00
SUPPLIES & MATERIALS	0.00	1,503.00	1,503.00	100.00	2,000.00
CONTRACT SERVICES	0.00	0.00	0.00	N/A	35,000.00
REPAIRS & MAINTENANCE	1,565.79	17,532.00	15,966.21	91.07	23,380.00
TOTAL OPERATING EXPENSES	47,286.73	66,924.00	19,637.27	29.34	124,240.00
NET OPERATING INCOME (LOSS)	1,691,322.87	1,684,138.00	7,184.87	0.43	2,193,807.00
OTHER OPERATIONS REVENUE/(EXPENSES)	0.00	0.00	0.00	N/A	-2,193,807.00
EXCESS/(DEFICIENCY)	1,691,322.87	1,684,138.00	7,184.87	0.43	0.00

COMMUNITY DIVISION

July 2025 - March 2026

	YTD Actual	YTD Budget	Variance	% Var	Annual
REVENUES					
NON-AERONAUTICAL REVENUE					
COMMUNITY CENTER	71,625.00	79,575.00	-7,950.00	-9.99	96,725.00
OAKWING GOLF COURSE	1,387,366.74	1,308,588.00	78,778.74	6.02	1,847,638.00
NON-AERONAUTICAL REVENUE TOTAL	1,458,991.74	1,388,163.00	70,828.74	5.10	1,944,363.00
REVENUES TOTAL	1,458,991.74	1,388,163.00	70,828.74	5.10	1,944,363.00
OPERATING EXPENSES					
PERSONNEL COMPENSATION & BENEFITS	6,502.76	9,000.00	2,497.24	27.75	12,000.00
OTHER GENERAL & ADMINISTRATIVE	15,127.82	15,445.00	317.18	2.05	20,599.00
UTILITIES	22,439.23	22,500.00	60.77	0.27	30,006.00
SUPPLIES & MATERIALS	8,795.93	10,540.00	1,744.07	16.55	12,650.00
CONTRACT SERVICES	22,395.00	18,255.00	-4,140.00	-22.68	30,640.00
REPAIRS & MAINTENANCE	6,453.40	12,027.00	5,573.60	46.34	15,925.00
OAKWING GOLF CLUB OPERATIONS	1,557,740.61	1,537,046.00	-20,694.61	-1.35	2,091,363.00
TOTAL OPERATING EXPENSES	1,639,454.75	1,624,813.00	-14,641.75	-0.90	2,213,183.00
NET OPERATING INCOME (LOSS)	-180,463.01	-236,650.00	56,186.99	23.74	-268,820.00
OTHER OPERATIONS REVENUE/(EXPENSES)	-54,384.38	-119,175.03	64,790.65	54.37	268,820.00
EXCESS/(DEFICIENCY)	-234,847.39	-355,825.03	120,977.64	34.00	0.00

ACTUALS PER DEPARTMENT

JULY – SEPTEMBER 2025

ENGLAND



A I R P A R K

ADMIN DIVISION - DEPT SUMMARY

July 2025 - March 2026

	Executive	Economic Development	Finance	General Operations	Total
	1100	1305	1310	1315	Total
REVENUES					
NON-AERONAUTICAL REVENUE					
OTHER	0.00	0.00	-10.60	0.00	-10.60
NON-AERONAUTICAL REVENUE TOTAL	0.00	0.00	-10.60	0.00	-10.60
REVENUES TOTAL	0.00	0.00	-10.60	0.00	-10.60
OPERATING EXPENSES					
PERSONNEL COMPENSATION & BENEFITS	518,749.63	68,356.83	353,988.04	252,420.31	1,193,514.81
OTHER GENERAL & ADMINISTRATIVE	103,322.71	52,725.35	27,735.19	23,963.85	207,747.10
UTILITIES	4,813.92	1,029.67	3,900.80	33,835.42	43,579.81
SUPPLIES & MATERIALS	16,848.49	198.01	14,871.21	18,608.71	50,526.42
CONTRACT SERVICES	120,220.59	132,535.30	89,091.06	201,412.29	543,259.24
REPAIRS & MAINTENANCE	333.25	0.00	0.00	7,181.39	7,514.64
TOTAL OPERATING EXPENSES	764,288.59	254,845.16	489,586.30	537,421.97	2,046,142.02
NET OPERATING INCOME (LOSS)	-764,288.59	-254,845.16	-489,596.90	-537,421.97	-2,046,152.62
NON-OPERATING REVENUES / (EXPENSES)	0.00	0.00	213,198.58	-13,779.15	199,419.43
EXCESS/(DEFICIENCY)	-764,288.59	-254,845.16	-276,398.32	-551,201.12	-1,846,733.19

AIRPORT DIVISION - DEPT SUMMARY

July 2025 - March 2026

	Airfield	Terminal	Fire Department	Parking	CONRAC	
	2100	2200	2300	2400	2500	Total
REVENUES						
AERONAUTICAL REVENUE						
PASSENGER AIRPORT REVENUE	854,711.89	1,203,366.48	0.00	0.00	0.00	2,058,078.37
NON-PASSENGER AIRPORT REVENUE	982,000.82	0.00	0.00	0.00	0.00	982,000.82
AERONAUTICAL REVENUE TOTAL	1,836,712.71	1,203,366.48	0.00	0.00	0.00	3,040,079.19
NON-AERONAUTICAL REVENUE						
LAND & BUILDING LEASES	278,945.18	8,492.78	0.00	0.00	0.00	287,437.96
TERMINAL	0.00	759,320.84	0.00	0.00	0.00	759,320.84
RENTAL CARS	0.00	0.00	0.00	0.00	59,679.89	59,679.89
PARKING LOT	0.00	0.00	0.00	634,515.25	0.00	634,515.25
OTHER	30.00	3,890.00	0.00	0.00	0.00	3,920.00
NON-AERONAUTICAL REVENUE TOTAL	278,975.18	771,703.62	0.00	634,515.25	59,679.89	1,744,873.94
REVENUES TOTAL	2,115,687.89	1,975,070.10	0.00	634,515.25	59,679.89	4,784,953.13
OPERATING EXPENSES						
PERSONNEL COMPENSATION & BENEFITS	434,065.33	371,006.52	0.00	0.00	10,011.39	815,083.24
OTHER GENERAL & ADMINISTRATIVE	111,879.95	111,399.37	59,617.06	21,891.64	7,525.36	312,313.38
UTILITIES	20,105.96	399,071.34	25,716.71	11,836.92	22,459.56	479,190.49
SUPPLIES & MATERIALS	134,463.23	50,464.03	31,508.54	40,905.16	4,850.71	262,191.67
CONTRACT SERVICES	877,659.23	330,057.48	8,024.28	95,843.99	2,122.74	1,313,707.72
REPAIRS & MAINTENANCE	80,246.81	338,546.14	30,481.78	0.00	16,086.17	465,360.90
TOTAL OPERATING EXPENSES	1,658,420.51	1,600,544.88	155,348.37	170,477.71	63,055.93	3,647,847.40
NET OPERATING INCOME (LOSS)	457,267.38	374,525.22	-155,348.37	464,037.54	-3,376.04	1,137,105.73
OTHER OPERATIONS REVENUE/(EXPENSES)	-411,695.20	-202,202.12	-11,918.29	0.00	0.00	-625,815.61
EXCESS/(DEFICIENCY)	45,572.18	172,323.10	-167,266.66	464,037.54	-3,376.04	511,290.12

AIRPARK DIVISION - DEPT SUMMARY

July 2025 - March 2026

	Landside	Commercial	Residential	
	5100	5200	5300	Total
REVENUES				
NON-AERONAUTICAL REVENUE				
LAND & BUILDING LEASES	0.00	1,720,150.12	3,264,776.31	4,984,926.43
OTHER	0.00	12.43	8,633.77	8,646.20
NON-AERONAUTICAL REVENUE TOTAL	0.00	1,720,162.55	3,273,410.08	4,993,572.63
REVENUES TOTAL	0.00	1,720,162.55	3,273,410.08	4,993,572.63
OPERATING EXPENSES				
PERSONNEL COMPENSATION & BENEFITS	576,718.70	0.00	490,540.72	1,067,259.42
OTHER GENERAL & ADMINISTRATIVE	75,377.52	101,524.41	61,899.93	238,801.86
UTILITIES	35,818.61	93,016.05	187,972.83	316,807.49
SUPPLIES & MATERIALS	117,977.27	319.66	85,823.95	204,120.88
CONTRACT SERVICES	730,121.31	14,210.67	101,809.72	846,141.70
REPAIRS & MAINTENANCE	276,473.13	88,026.76	534,696.10	899,195.99
TOTAL OPERATING EXPENSES	1,812,486.54	297,097.55	1,462,743.25	3,572,327.34
NET OPERATING INCOME (LOSS)	-1,812,486.54	1,423,065.00	1,810,666.83	1,421,245.29
OTHER OPERATIONS REVENUE/(EXPENSES)	-144,655.00	-814,742.59	-392,110.43	-1,351,508.02
EXCESS/(DEFICIENCY)	-1,957,141.54	608,322.41	1,418,556.40	69,737.27

RESIDENTIAL DEPT - SUB-DEPT SUMMARY

July 2025 - March 2026

	England Oaks	England Village	England Estates	
	5305	5310	5315	Total
REVENUES				
NON-AERONAUTICAL REVENUE				
LAND & BUILDING LEASES	2,060,195.67	208,266.43	996,314.21	3,264,776.31
OTHER	4,478.06	1,055.00	3,100.71	8,633.77
NON-AERONAUTICAL REVENUE TOTAL	2,064,673.73	209,321.43	999,414.92	3,273,410.08
REVENUES TOTAL	2,064,673.73	209,321.43	999,414.92	3,273,410.08
OPERATING EXPENSES				
PERSONNEL COMPENSATION & BENEFITS	490,540.72	0.00	0.00	490,540.72
OTHER GENERAL & ADMINISTRATIVE	33,278.58	9,639.76	18,981.59	61,899.93
UTILITIES	113,713.63	31,891.42	42,367.78	187,972.83
SUPPLIES & MATERIALS	63,562.55	8,627.44	13,633.96	85,823.95
CONTRACT SERVICES	85,182.45	5,797.28	10,829.99	101,809.72
REPAIRS & MAINTENANCE	271,514.23	86,505.72	176,676.15	534,696.10
TOTAL OPERATING EXPENSES	1,057,792.16	142,461.62	262,489.47	1,462,743.25
NET OPERATING INCOME (LOSS)	1,006,881.57	66,859.81	736,925.45	1,810,666.83
OTHER OPERATIONS REVENUE/(EXPENSES)	-123,950.00	-36,739.20	-231,421.23	-392,110.43
EXCESS/(DEFICIENCY)	882,931.57	30,120.61	505,504.22	1,418,556.40

MILITARY DIVISION - DEPT SUMMARY

July 2025 - March 2026

Military
6100

REVENUES

AERONAUTICAL REVENUE

NON-PASSENGER AIRPORT REVENUE	115,798.88
-------------------------------	------------

AERONAUTICAL REVENUE TOTAL	115,798.88
-----------------------------------	-------------------

NON-AERONAUTICAL REVENUE

LAND & BUILDING LEASES	1,609,985.72
------------------------	--------------

OTHER	12,825.00
-------	-----------

NON-AERONAUTICAL REVENUE TOTAL	1,622,810.72
---------------------------------------	---------------------

REVENUES TOTAL	1,738,609.60
-----------------------	---------------------

OPERATING EXPENSES

OTHER GENERAL & ADMINISTRATIVE	41,583.83
--------------------------------	-----------

UTILITIES	4,137.11
-----------	----------

REPAIRS & MAINTENANCE	1,565.79
-----------------------	----------

TOTAL OPERATING EXPENSES	47,286.73
---------------------------------	------------------

NET OPERATING INCOME (LOSS)	1,691,322.87
------------------------------------	---------------------

EXCESS/(DEFICIENCY)	1,691,322.87
----------------------------	---------------------

COMMUNITY DIVISION - DEPT SUMMARY

July 2025 - March 2026

	Community Center	Heritage Park	Oakwing	
	7100	7200	7300	Total
REVENUES				
NON-AERONAUTICAL REVENUE				
COMMUNITY CENTER	71,625.00	0.00	0.00	71,625.00
OAKWING GOLF COURSE	0.00	0.00	1,387,366.74	1,387,366.74
NON-AERONAUTICAL REVENUE TOTAL	71,625.00	0.00	1,387,366.74	1,458,991.74
REVENUES TOTAL	71,625.00	0.00	1,387,366.74	1,458,991.74
OPERATING EXPENSES				
PERSONNEL COMPENSATION & BENEFITS	6,502.76	0.00	0.00	6,502.76
OTHER GENERAL & ADMINISTRATIVE	14,176.79	951.03	0.00	15,127.82
UTILITIES	21,763.77	675.46	0.00	22,439.23
SUPPLIES & MATERIALS	8,370.20	425.73	0.00	8,795.93
CONTRACT SERVICES	22,395.00	0.00	0.00	22,395.00
REPAIRS & MAINTENANCE	5,206.62	1,246.78	0.00	6,453.40
OAKWING GOLF CLUB OPERATIONS	0.00	0.00	1,557,740.61	1,557,740.61
TOTAL OPERATING EXPENSES	78,415.14	3,299.00	1,557,740.61	1,639,454.75
NET OPERATING INCOME (LOSS)	-6,790.14	-3,299.00	-170,373.87	-180,463.01
OTHER OPERATIONS REVENUE/(EXPENSES)	-12,299.00	-21,442.97	-20,642.41	-54,384.38
EXCESS/(DEFICIENCY)	-19,089.14	-24,741.97	-191,016.28	-234,847.39

ADMIN DIVISION - DEPT DETAIL

July 2025 - March 2026

	Executive	Economic Development	Finance	General Operations	
	1100	1305	1310	1315	Total
REVENUES					
NON-AERONAUTICAL REVENUE					
OTHER					
MISCELLANEOUS REVENUES	0.00	0.00	-10.60	0.00	-10.60
TOTAL OTHER	0.00	0.00	-10.60	0.00	-10.60
NON-AERONAUTICAL REVENUE TOTAL	0.00	0.00	-10.60	0.00	-10.60
REVENUES TOTAL	0.00	0.00	-10.60	0.00	-10.60
OPERATING EXPENSES					
PERSONNEL COMPENSATION & BENEFITS					
SALARIES	424,733.93	47,892.79	273,890.50	181,539.71	928,056.93
PAYROLL TAXES	7,096.64	812.79	4,807.38	3,103.80	15,820.61
457(b) DEFERRED COMPENSATION	38,202.80	2,969.40	24,985.49	12,451.51	78,609.20
HEALTH INSURANCE	47,374.79	16,433.46	50,955.83	52,778.03	167,542.11
ADDITIONAL FRINGE BENEFITS	1,284.87	250.72	1,229.51	1,016.22	3,781.32
WORKERS COMPENSATION	773.00	87.22	498.51	1,531.04	2,889.77
RAC PROVIDED SERVICES	-716.40	-89.55	-2,379.18	0.00	-3,185.13
TOTAL PERSONNEL COMPENSATION & BENEFITS	518,749.63	68,356.83	353,988.04	252,420.31	1,193,514.81
OTHER GENERAL & ADMINISTRATIVE					
ADVERTISING	0.00	20,695.86	0.00	0.00	20,695.86
BANK & CREDIT CARD FEES	0.00	0.00	8,950.30	0.00	8,950.30
BOARD EXPENSE	5,247.25	0.00	0.00	0.00	5,247.25
DUES AND SUBSCRIPTIONS	17,074.70	16.20	765.00	971.75	18,827.65
EDUCATION / TRAINING	17,692.75	0.00	5,455.58	4,096.91	27,245.24
INSURANCE	20,898.68	0.00	1,518.97	14,785.51	37,203.16
PROMOTIONS/SPONSORSHIPS	1,484.93	31,847.43	0.00	265.26	33,597.62
PERMITS & FEES	0.00	0.00	0.00	38.00	38.00
PRINTING	0.00	165.86	0.00	524.88	690.74
PUBLIC ANNOUNCEMENTS	2,419.13	0.00	118.48	0.00	2,537.61
TRAVEL	38,505.27	0.00	10,926.86	3,281.54	52,713.67
TOTAL OTHER GENERAL & ADMINISTRATIVE	103,322.71	52,725.35	27,735.19	23,963.85	207,747.10
UTILITIES					
UTILITIES - CABLE / INTERNET	0.00	0.00	0.00	449.30	449.30
UTILITIES - ELECTRIC	0.00	0.00	0.00	19,511.23	19,511.23
UTILITIES - PHONE SERVICE - CELL	2,749.95	513.70	805.03	1,207.52	5,276.20
UTILITIES - PHONE SERVICE - LAND	2,063.97	515.97	3,095.77	6,746.07	12,421.78
UTILITIES - WASTE COLLECTION	0.00	0.00	0.00	3,235.27	3,235.27
UTILITIES - WATER / GAS	0.00	0.00	0.00	2,686.03	2,686.03
TOTAL UTILITIES	4,813.92	1,029.67	3,900.80	33,835.42	43,579.81

SUPPLIES & MATERIALS					
COMPUTER EQUIPMENT/SOFTWARE	0.00	198.01	188.09	0.00	386.10
EQUIPMENT - PURCHASES	0.00	0.00	3,483.46	655.85	4,139.31
EQUIPMENT - RENTAL	9,632.66	0.00	8,333.28	6,689.22	24,655.16
FUEL & OIL	3,875.49	0.00	888.43	821.39	5,585.31
OFFICE SUPPLIES	2,886.68	0.00	1,977.95	8,676.65	13,541.28
POSTAGE & SHIPPING	453.66	0.00	0.00	1,765.60	2,219.26
TOTAL SUPPLIES & MATERIALS	16,848.49	198.01	14,871.21	18,608.71	50,526.42
CONTRACT SERVICES					
IT / SOFTWARE SERVICES	8,174.69	2,566.83	25,691.06	12,288.17	48,720.75
PROFESSIONAL SERVICES - ACCOUNTING / AUDIT	0.00	0.00	35,900.00	0.00	35,900.00
PROFESSIONAL SERVICES - LEGAL	0.00	0.00	0.00	139,719.31	139,719.31
PROFESSIONAL SERVICES - CONSULTING	112,045.90	129,718.47	0.00	0.00	241,764.37
PROFESSIONAL SERVICES - OTHER	0.00	250.00	27,500.00	0.00	27,750.00
PURCHASED SERVICES - EMPLOYMENT	0.00	0.00	0.00	28,809.81	28,809.81
PURCHASED SERVICES - JANITORIAL	0.00	0.00	0.00	19,440.00	19,440.00
PURCHASED SERVICES - PEST CONTROL	0.00	0.00	0.00	880.00	880.00
OTHER SERVICES	0.00	0.00	0.00	275.00	275.00
TOTAL CONTRACT SERVICES	120,220.59	132,535.30	89,091.06	201,412.29	543,259.24
REPAIRS & MAINTENANCE					
COMMERCIAL BUILDING MAINTENANCE	0.00	0.00	0.00	268.90	268.90
ELEVATORS & ESCALATORS	0.00	0.00	0.00	1,966.10	1,966.10
EQUIPMENT MAINTENANCE	0.00	0.00	0.00	3,737.83	3,737.83
FIRE SYSTEMS MAINTENANCE	0.00	0.00	0.00	1,208.56	1,208.56
VEHICLE MAINTENANCE	333.25	0.00	0.00	0.00	333.25
TOTAL REPAIRS & MAINTENANCE	333.25	0.00	0.00	7,181.39	7,514.64
TOTAL OPERATING EXPENSES	764,288.59	254,845.16	489,586.30	537,421.97	2,046,142.02
NET OPERATING INCOME (LOSS)	-764,288.59	-254,845.16	-489,596.90	-537,421.97	-2,046,152.62
NON-OPERATING REVENUES / (EXPENSES)					
INTEREST INCOME	0.00	0.00	213,198.58	0.00	213,198.58
PROFESSIONAL SERVICES - LITIGATION	0.00	0.00	0.00	-13,779.15	-13,779.15
TOTAL NON-OPERATING REVENUES / (EXPENSES)	0.00	0.00	213,198.58	-13,779.15	199,419.43
EXCESS/(DEFICIENCY)	-764,288.59	-254,845.16	-276,398.32	-551,201.12	-1,846,733.19

AIRPORT DIVISION - DEPT DETAIL

July 2025 - March 2026

	Airfield	Terminal	Fire Department	Parking	CONRAC	Total
	2100	2200	2300	2400	2500	Total
REVENUES						
AERONAUTICAL REVENUE						
PASSENGER AIRPORT REVENUE						
AIRLINE AVIATION LEASES	0.00	1,203,366.48	0.00	0.00	0.00	1,203,366.48
LANDING & RAMP FEES	854,711.89	0.00	0.00	0.00	0.00	854,711.89
TOTAL PASSENGER AIRPORT REVENUE	854,711.89	1,203,366.48	0.00	0.00	0.00	2,058,078.37
NON-PASSENGER AIRPORT REVENUE						
FBO LEASE	419,154.18	0.00	0.00	0.00	0.00	419,154.18
T-HANGARS	19,080.00	0.00	0.00	0.00	0.00	19,080.00
FUEL FLOWAGE FEES	543,766.64	0.00	0.00	0.00	0.00	543,766.64
TOTAL NON-PASSENGER AIRPORT REVENUE	982,000.82	0.00	0.00	0.00	0.00	982,000.82
AERONAUTICAL REVENUE TOTAL	1,836,712.71	1,203,366.48	0.00	0.00	0.00	3,040,079.19
NON-AERONAUTICAL REVENUE						
LAND & BUILDING LEASES						
LEASES	254,231.44	8,492.78	0.00	0.00	0.00	262,724.22
LATE FEES	24,713.74	0.00	0.00	0.00	0.00	24,713.74
TOTAL LAND & BUILDING LEASES	278,945.18	8,492.78	0.00	0.00	0.00	287,437.96
TERMINAL						
ATM REVENUES	0.00	843.50	0.00	0.00	0.00	843.50
AIRPORT ADVERTISING	0.00	5,680.25	0.00	0.00	0.00	5,680.25
CAR RENTAL LEASES	0.00	748,297.09	0.00	0.00	0.00	748,297.09
CONCESSIONS (TAILWIND)	0.00	4,500.00	0.00	0.00	0.00	4,500.00
TOTAL TERMINAL	0.00	759,320.84	0.00	0.00	0.00	759,320.84
RENTAL CARS						
CONRAC USAGE FEES	0.00	0.00	0.00	0.00	53,856.13	53,856.13
FUEL FLOWAGE SERVICE CHARGE	0.00	0.00	0.00	0.00	5,823.76	5,823.76
TOTAL RENTAL CARS	0.00	0.00	0.00	0.00	59,679.89	59,679.89
PARKING LOT						
PARKING FEES	0.00	0.00	0.00	634,515.25	0.00	634,515.25
TOTAL PARKING LOT	0.00	0.00	0.00	634,515.25	0.00	634,515.25
OTHER						
MISCELLANEOUS REVENUES	30.00	3,890.00	0.00	0.00	0.00	3,920.00
TOTAL OTHER	30.00	3,890.00	0.00	0.00	0.00	3,920.00
NON-AERONAUTICAL REVENUE TOTAL	278,975.18	771,703.62	0.00	634,515.25	59,679.89	1,744,873.94
REVENUES TOTAL	2,115,687.89	1,975,070.10	0.00	634,515.25	59,679.89	4,784,953.13

OPERATING EXPENSES**PERSONNEL COMPENSATION & BENEFITS**

SALARIES	297,299.86	284,619.37	0.00	0.00	0.00	581,919.23
PAYROLL TAXES	4,993.80	5,101.82	0.00	0.00	0.00	10,095.62
457(b) DEFERRED COMPENSATION	18,367.93	18,091.58	0.00	0.00	0.00	36,459.51
HEALTH INSURANCE	101,844.54	61,058.06	0.00	0.00	0.00	162,902.60
ADDITIONAL FRINGE BENEFITS	1,469.52	1,313.19	0.00	0.00	0.00	2,782.71
WORKERS COMPENSATION	10,089.68	7,648.76	0.00	0.00	0.00	17,738.44
RAC PROVIDED SERVICES	0.00	-6,826.26	0.00	0.00	10,011.39	3,185.13
TOTAL PERSONNEL COMPENSATION & BENEFITS	434,065.33	371,006.52	0.00	0.00	10,011.39	815,083.24

OTHER GENERAL & ADMINISTRATIVE

ADVERTISING	0.00	44,941.16	0.00	0.00	0.00	44,941.16
BANK & CREDIT CARD FEES	0.00	0.00	0.00	21,595.33	0.00	21,595.33
DUES AND SUBSCRIPTIONS	698.60	416.10	356.40	0.00	0.00	1,471.10
EDUCATION / TRAINING	6,366.72	3,359.42	0.00	0.00	0.00	9,726.14
INSURANCE	100,120.34	57,884.88	58,218.52	296.31	7,525.36	224,045.41
PROMOTIONS/SPONSORSHIPS	306.18	750.00	0.00	0.00	0.00	1,056.18
PERMITS & FEES	25.00	608.00	0.00	0.00	0.00	633.00
PRINTING	0.00	39.88	0.00	0.00	0.00	39.88
PUBLIC ANNOUNCEMENTS	0.00	118.40	1,042.14	0.00	0.00	1,160.54
TRAVEL	4,363.11	3,281.53	0.00	0.00	0.00	7,644.64
TOTAL OTHER GENERAL & ADMINISTRATIVE	111,879.95	111,399.37	59,617.06	21,891.64	7,525.36	312,313.38

UTILITIES

UTILITIES - CABLE / INTERNET	5,548.38	6,870.93	0.00	0.00	4,332.24	16,751.55
UTILITIES - ELECTRIC	6,845.00	316,014.79	15,908.14	11,321.01	10,066.15	360,155.09
UTILITIES - PHONE SERVICE - CELL	1,715.18	1,585.77	1,614.22	0.00	0.00	4,915.17
UTILITIES - PHONE SERVICE - LAND	893.01	11,136.78	3,636.95	515.91	0.00	16,182.65
UTILITIES - WASTE COLLECTION	4,771.73	8,753.76	0.00	0.00	1,095.12	14,620.61
UTILITIES - WATER / GAS	332.66	54,709.31	4,557.40	0.00	6,966.05	66,565.42
TOTAL UTILITIES	20,105.96	399,071.34	25,716.71	11,836.92	22,459.56	479,190.49

SUPPLIES & MATERIALS

AIRFIELD LIGHTING	34,275.35	0.00	0.00	0.00	0.00	34,275.35
AIRPARK VISUALS	0.00	60.00	0.00	0.00	0.00	60.00
APPLIANCES	109.98	0.00	0.00	0.00	0.00	109.98
CAR WASH OPERATING SUPPLIES	0.00	0.00	0.00	0.00	3,465.15	3,465.15
COMPUTER EQUIPMENT/SOFTWARE	2,942.94	199.97	0.00	0.00	99.99	3,242.90
EQUIPMENT - PURCHASES	5,600.99	876.99	0.00	40,905.16	0.00	47,383.14
EQUIPMENT - RENTAL	57,715.68	22,866.18	17,890.89	0.00	0.00	98,472.75
FIRE FIGHTING SUPPLIES	0.00	0.00	223.71	0.00	0.00	223.71
FUEL & OIL	16,120.12	3,545.35	7,821.56	0.00	1,285.57	28,772.60
JANITORIAL	1,374.43	19,675.16	1,694.36	0.00	0.00	22,743.95
OFFICE SUPPLIES	0.00	1,648.67	0.00	0.00	0.00	1,648.67
OPERATING SUPPLIES	8,582.40	1,113.82	1,343.81	0.00	0.00	11,040.03
POSTAGE & SHIPPING	0.00	76.20	6.20	0.00	0.00	82.40
SMALL TOOLS & EQUIPMENT	325.92	401.69	2,528.01	0.00	0.00	3,255.62
UNIFORMS	3,455.40	0.00	0.00	0.00	0.00	3,455.40
WILDLIFE CONTROL	3,960.02	0.00	0.00	0.00	0.00	3,960.02
TOTAL SUPPLIES & MATERIALS	134,463.23	50,464.03	31,508.54	40,905.16	4,850.71	262,191.67

CONTRACT SERVICES						
IT / SOFTWARE SERVICES	23,666.10	47,902.74	7,784.28	0.00	1,561.14	80,914.26
CONTRACT LABOR - TSA	0.00	165,860.00	0.00	0.00	0.00	165,860.00
PROFESSIONAL SERVICES - CONSULTING	6,170.00	3,150.00	0.00	0.00	0.00	9,320.00
PROFESSIONAL SERVICES - OTHER	493.20	369.90	0.00	0.00	246.60	1,109.70
PURCHASED SERVICES - FIRE PROTECTION	845,889.93	93,987.90	0.00	0.00	0.00	939,877.83
PURCHASED SERVICES - JANITORIAL	0.00	17,986.94	0.00	0.00	0.00	17,986.94
PURCHASED SERVICES - PARKING ATTENDANTS	0.00	0.00	0.00	95,843.99	0.00	95,843.99
PURCHASED SERVICES - PEST CONTROL	1,440.00	800.00	240.00	0.00	315.00	2,795.00
TOTAL CONTRACT SERVICES	877,659.23	330,057.48	8,024.28	95,843.99	2,122.74	1,313,707.72
REPAIRS & MAINTENANCE						
AIRFIELD SECURITY MAINTENANCE	6,596.12	0.00	0.00	0.00	0.00	6,596.12
CAR WASH SYSTEM COMPONENTS	0.00	0.00	0.00	0.00	15,785.87	15,785.87
COMMERCIAL BUILDING MAINTENANCE	0.00	0.00	2,744.85	0.00	0.00	2,744.85
ELEVATORS & ESCALATORS	0.00	38,255.14	0.00	0.00	0.00	38,255.14
EQUIPMENT MAINTENANCE	35,107.31	2,709.47	5,127.35	0.00	133.30	43,077.43
FIRE SYSTEMS MAINTENANCE	3,625.00	13,481.56	750.00	0.00	167.00	18,023.56
FOUNTAIN MAINTENANCE	0.00	3,311.76	0.00	0.00	0.00	3,311.76
GROUNDS MAINTENANCE	235.14	90,299.39	0.00	0.00	0.00	90,534.53
HVAC / HVACR MAINTENANCE	0.00	50,711.23	337.50	0.00	0.00	51,048.73
JET BRIDGE MAINTENANCE	0.00	20,788.90	0.00	0.00	0.00	20,788.90
NAVAID MAINTENANCE	4,961.15	0.00	0.00	0.00	0.00	4,961.15
PAINTING MAINTENANCE	24,267.57	353.94	0.00	0.00	0.00	24,621.51
PAVEMENT REPAIR & MAINTENANCE	1,514.51	0.00	0.00	0.00	0.00	1,514.51
PLUMBING MAINTENANCE	0.00	2,680.29	0.00	0.00	0.00	2,680.29
REPAIRS & MAINTENANCE - OTHER	1,600.00	1,250.00	0.00	0.00	0.00	2,850.00
STREET LIGHT MAINTENANCE	0.00	198.86	0.00	0.00	0.00	198.86
TERMINAL BUILDING MAINTENANCE	0.00	86,930.71	0.00	0.00	0.00	86,930.71
TERMINAL SECURITY MAINTENANCE	0.00	23,363.75	0.00	0.00	0.00	23,363.75
UNDERGROUND UTILITY SYS	0.00	3,840.84	0.00	0.00	0.00	3,840.84
VEHICLE MAINTENANCE	2,340.01	370.30	0.00	0.00	0.00	2,710.31
VEHICLE MAINTENANCE - ARFF	0.00	0.00	21,522.08	0.00	0.00	21,522.08
TOTAL REPAIRS & MAINTENANCE	80,246.81	338,546.14	30,481.78	0.00	16,086.17	465,360.90
TOTAL OPERATING EXPENSES	1,658,420.51	1,600,544.88	155,348.37	170,477.71	63,055.93	3,647,847.40
NET OPERATING INCOME (LOSS)	457,267.38	374,525.22	-155,348.37	464,037.54	-3,376.04	1,137,105.73
OTHER OPERATIONS						
EQUIPMENT - CAPITAL	-180,495.20	-119,023.12	-11,918.29	0.00	0.00	-311,436.61
TRANSFERS IN/OUT GENERAL FUND	-231,200.00	-83,179.00	0.00	0.00	0.00	-314,379.00
TOTAL OTHER OPERATIONS REVENUE/(EXPENSES)	-411,695.20	-202,202.12	-11,918.29	0.00	0.00	-625,815.61
EXCESS/(DEFICIENCY)	45,572.18	172,323.10	-167,266.66	464,037.54	-3,376.04	511,290.12

AIRPARK DIVISION - DEPT DETAIL

July 2025 - March 2026

	Landside	Commercial	Residential	
	5100	5200	5300	Total
REVENUES				
<i>NON-AERONAUTICAL REVENUE</i>				
LAND & BUILDING LEASES				
LEASES	0.00	1,713,303.07	3,220,656.01	4,933,959.08
LATE FEES	0.00	6,847.05	30,337.00	37,184.05
RENT REBATE FORFEITURES	0.00	0.00	13,783.30	13,783.30
TOTAL LAND & BUILDING LEASES	0.00	1,720,150.12	3,264,776.31	4,984,926.43
OTHER				
MISCELLANEOUS REVENUES	0.00	12.43	8,633.77	8,646.20
TOTAL OTHER	0.00	12.43	8,633.77	8,646.20
NON-AERONAUTICAL REVENUE TOTAL	0.00	1,720,162.55	3,273,410.08	4,993,572.63
REVENUES TOTAL	0.00	1,720,162.55	3,273,410.08	4,993,572.63
OPERATING EXPENSES				
PERSONNEL COMPENSATION & BENEFITS				
SALARIES	420,740.33	0.00	376,053.83	796,794.16
PAYROLL TAXES	7,263.22	0.00	6,726.11	13,989.33
457(b) DEFERRED COMPENSATION	25,982.16	0.00	32,254.94	58,237.10
HEALTH INSURANCE	113,322.87	0.00	68,623.26	181,946.13
ADDITIONAL FRINGE BENEFITS	2,312.63	0.00	1,758.51	4,071.14
WORKERS COMPENSATION	13,600.25	0.00	5,124.07	18,724.32
COMMUNITY CENTER PROVIDED SVCS	-6,502.76	0.00	0.00	-6,502.76
TOTAL PERSONNEL COMPENSATION & BENEFITS	576,718.70	0.00	490,540.72	1,067,259.42
OTHER GENERAL & ADMINISTRATIVE				
ADVERTISING	0.00	0.00	14,538.07	14,538.07
BANK & CREDIT CARD FEES	0.00	0.00	19,362.47	19,362.47
DUES AND SUBSCRIPTIONS	64.80	0.00	0.00	64.80
EDUCATION / TRAINING	7,000.00	0.00	0.00	7,000.00
INSURANCE	67,678.72	101,035.41	15,334.80	184,048.93
PROMOTIONS/SPONSORSHIPS	0.00	0.00	12,664.59	12,664.59
PERMITS & FEES	634.00	489.00	0.00	1,123.00
TOTAL OTHER GENERAL & ADMINISTRATIVE	75,377.52	101,524.41	61,899.93	238,801.86
UTILITIES				
UTILITIES - CABLE / INTERNET	5,548.38	2,321.52	7,966.83	15,836.73
UTILITIES - ELECTRIC	9,729.88	79,470.69	31,161.10	120,361.67
UTILITIES - PHONE SERVICE - CELL	1,217.62	0.00	2,063.65	3,281.27
UTILITIES - PHONE SERVICE - LAND	1,844.63	3,490.48	-131.79	5,203.32
UTILITIES - WASTE COLLECTION	17,478.10	4,428.29	115,016.91	136,923.30
UTILITIES - WATER / GAS	0.00	1,667.01	31,896.13	33,563.14
FEMA LEASE EXPENSES	0.00	1,638.06	0.00	1,638.06
TOTAL UTILITIES	35,818.61	93,016.05	187,972.83	316,807.49

SUPPLIES & MATERIALS				
AIRPARK VISUALS	7,523.30	0.00	0.00	7,523.30
APPLIANCES	0.00	0.00	36,777.13	36,777.13
EQUIPMENT - PURCHASES	2,473.78	0.00	118.98	2,592.76
EQUIPMENT - RENTAL	81,784.84	221.66	35,078.43	117,084.93
FUEL & OIL	18,529.09	0.00	2,667.89	21,196.98
JANITORIAL	240.00	0.00	1,579.72	1,819.72
OFFICE SUPPLIES	204.36	0.00	4,117.89	4,322.25
OPERATING SUPPLIES	4,991.50	98.00	3,924.69	9,014.19
POSTAGE & SHIPPING	0.00	0.00	801.23	801.23
SMALL TOOLS & EQUIPMENT	1,479.40	0.00	757.99	2,237.39
UNIFORMS	751.00	0.00	0.00	751.00
TOTAL SUPPLIES & MATERIALS	117,977.27	319.66	85,823.95	204,120.88
CONTRACT SERVICES				
IT / SOFTWARE SERVICES	3,876.01	8,985.67	22,841.69	35,703.37
CONTRACT LABOR - SECURITY	410,736.39	0.00	0.00	410,736.39
PROFESSIONAL SERVICES - OTHER	1,356.30	1,500.00	2,590.76	5,447.06
PURCHASED SERVICES - FIRE PROTECTION	313,292.61	0.00	0.00	313,292.61
PURCHASED SERVICES - JANITORIAL	0.00	2,850.00	31,305.00	34,155.00
PURCHASED SERVICES - PEST CONTROL	860.00	875.00	26,757.00	28,492.00
OTHER SERVICES	0.00	0.00	18,315.27	18,315.27
TOTAL CONTRACT SERVICES	730,121.31	14,210.67	101,809.72	846,141.70
REPAIRS & MAINTENANCE				
APPLIANCE REPAIR & MAINTENANCE	0.00	0.00	2,656.06	2,656.06
COMMERCIAL BUILDING MAINTENANCE	0.00	34,776.23	123.46	34,899.69
ELEVATORS & ESCALATORS	0.00	12,015.00	0.00	12,015.00
EQUIPMENT MAINTENANCE	9,330.20	302.30	2,625.00	12,257.50
FIRE SYSTEMS MAINTENANCE	0.00	12,109.67	2,767.00	14,876.67
GROUNDS MAINTENANCE	245,027.11	0.00	205,662.01	450,689.12
HAZARDOUS MATERIAL REMOVAL	5,935.89	0.00	645.60	6,581.49
HVAC / HVACR MAINTENANCE	0.00	22,425.98	53,043.76	75,469.74
PAINTING MAINTENANCE	3,319.97	1,204.43	132,776.80	137,301.20
PAVEMENT REPAIR & MAINTENANCE	3,220.00	0.00	40,251.25	43,471.25
PLUMBING MAINTENANCE	162.24	4,046.94	18,297.14	22,506.32
REPAIRS & MAINTENANCE - OTHER	290.34	68.99	1,288.68	1,648.01
RESIDENTIAL / APARTMENT MAINTENANCE	0.00	0.00	73,969.26	73,969.26
STREET LIGHT MAINTENANCE	2,188.92	0.00	219.52	2,408.44
UNDERGROUND UTILITY SYS	768.00	1,077.22	0.00	1,845.22
VEHICLE MAINTENANCE	6,230.46	0.00	370.56	6,601.02
TOTAL REPAIRS & MAINTENANCE	276,473.13	88,026.76	534,696.10	899,195.99
TOTAL OPERATING EXPENSES	1,812,486.54	297,097.55	1,462,743.25	3,572,327.34
NET OPERATING INCOME (LOSS)	-1,812,486.54	1,423,065.00	1,810,666.83	1,421,245.29
OTHER OPERATIONS				
EQUIPMENT - CAPITAL	-50,905.00	0.00	0.00	-50,905.00
TRANSFERS IN/OUT GENERAL FUND	-93,750.00	-814,742.59	-392,110.43	-1,300,603.02
TOTAL OTHER OPERATIONS REVENUE/(EXPENSES)	-144,655.00	-814,742.59	-392,110.43	-1,351,508.02
EXCESS/(DEFICIENCY)	-1,957,141.54	608,322.41	1,418,556.40	69,737.27

RESIDENTIAL DEPT - SUB-DEPT DETAIL

July 2025 - March 2026

	England Oaks	England Village	England Estates	
	5305	5310	5315	Total
REVENUES				
<i>NON-AERONAUTICAL REVENUE</i>				
LAND & BUILDING LEASES				
LEASES	2,059,950.67	199,314.43	961,390.91	3,220,656.01
LATE FEES	245.00	8,952.00	21,140.00	30,337.00
RENT REBATE FORFEITURES	0.00	0.00	13,783.30	13,783.30
TOTAL LAND & BUILDING LEASES	2,060,195.67	208,266.43	996,314.21	3,264,776.31
OTHER				
MISCELLANEOUS REVENUES	4,478.06	1,055.00	3,100.71	8,633.77
TOTAL OTHER	4,478.06	1,055.00	3,100.71	8,633.77
NON-AERONAUTICAL REVENUE TOTAL	2,064,673.73	209,321.43	999,414.92	3,273,410.08
REVENUES TOTAL	2,064,673.73	209,321.43	999,414.92	3,273,410.08
OPERATING EXPENSES				
PERSONNEL COMPENSATION & BENEFITS				
SALARIES	376,053.83	0.00	0.00	376,053.83
PAYROLL TAXES	6,726.11	0.00	0.00	6,726.11
457(b) DEFERRED COMPENSATION	32,254.94	0.00	0.00	32,254.94
HEALTH INSURANCE	68,623.26	0.00	0.00	68,623.26
ADDITIONAL FRINGE BENEFITS	1,758.51	0.00	0.00	1,758.51
WORKERS COMPENSATION	5,124.07	0.00	0.00	5,124.07
TOTAL PERSONNEL COMPENSATION & BENEFITS	490,540.72	0.00	0.00	490,540.72
OTHER GENERAL & ADMINISTRATIVE				
ADVERTISING	14,538.07	0.00	0.00	14,538.07
BANK & CREDIT CARD FEES	0.00	4,848.11	14,514.36	19,362.47
INSURANCE	6,075.92	4,791.65	4,467.23	15,334.80
PROMOTIONS/SPONSORSHIPS	12,664.59	0.00	0.00	12,664.59
TOTAL OTHER GENERAL & ADMINISTRATIVE	33,278.58	9,639.76	18,981.59	61,899.93
UTILITIES				
UTILITIES - CABLE / INTERNET	7,966.83	0.00	0.00	7,966.83
UTILITIES - ELECTRIC	26,614.20	1,933.68	2,613.22	31,161.10
UTILITIES - PHONE SERVICE - CELL	2,063.65	0.00	0.00	2,063.65
UTILITIES - PHONE SERVICE - LAND	-131.79	0.00	0.00	-131.79
UTILITIES - WASTE COLLECTION	65,969.71	12,258.80	36,788.40	115,016.91
UTILITIES - WATER / GAS	11,231.03	17,698.94	2,966.16	31,896.13
TOTAL UTILITIES	113,713.63	31,891.42	42,367.78	187,972.83

SUPPLIES & MATERIALS				
APPLIANCES	14,966.27	8,630.14	13,180.72	36,777.13
EQUIPMENT - PURCHASES	118.98	0.00	0.00	118.98
EQUIPMENT - RENTAL	35,078.43	0.00	0.00	35,078.43
FUEL & OIL	2,667.89	0.00	0.00	2,667.89
JANITORIAL	1,243.02	0.00	336.70	1,579.72
OFFICE SUPPLIES	4,117.89	0.00	0.00	4,117.89
OPERATING SUPPLIES	3,810.85	-2.70	116.54	3,924.69
POSTAGE & SHIPPING	801.23	0.00	0.00	801.23
SMALL TOOLS & EQUIPMENT	757.99	0.00	0.00	757.99
TOTAL SUPPLIES & MATERIALS	63,562.55	8,627.44	13,633.96	85,823.95
CONTRACT SERVICES				
IT / SOFTWARE SERVICES	17,464.57	2,688.56	2,688.56	22,841.69
PROFESSIONAL SERVICES - OTHER	2,590.76	0.00	0.00	2,590.76
PURCHASED SERVICES - JANITORIAL	31,305.00	0.00	0.00	31,305.00
PURCHASED SERVICES - PEST CONTROL	15,657.00	3,000.00	8,100.00	26,757.00
OTHER SERVICES	18,165.12	108.72	41.43	18,315.27
TOTAL CONTRACT SERVICES	85,182.45	5,797.28	10,829.99	101,809.72
REPAIRS & MAINTENANCE				
APPLIANCE REPAIR & MAINTENANCE	2,046.16	0.00	609.90	2,656.06
COMMERCIAL BUILDING MAINTENANCE	123.46	0.00	0.00	123.46
EQUIPMENT MAINTENANCE	2,625.00	0.00	0.00	2,625.00
FIRE SYSTEMS MAINTENANCE	2,767.00	0.00	0.00	2,767.00
GROUNDS MAINTENANCE	95,762.01	39,564.00	70,336.00	205,662.01
HAZARDOUS MATERIAL REMOVAL	645.60	0.00	0.00	645.60
HVAC / HVACR MAINTENANCE	21,250.83	12,119.94	19,672.99	53,043.76
PAINTING MAINTENANCE	83,625.00	20,472.13	28,679.67	132,776.80
PAVEMENT REPAIR & MAINTENANCE	12,890.00	0.00	27,361.25	40,251.25
PLUMBING MAINTENANCE	5,769.47	4,507.37	8,020.30	18,297.14
REPAIRS & MAINTENANCE - OTHER	1,288.68	0.00	0.00	1,288.68
RESIDENTIAL / APARTMENT MAINTENANCE	42,130.94	9,842.28	21,996.04	73,969.26
STREET LIGHT MAINTENANCE	219.52	0.00	0.00	219.52
VEHICLE MAINTENANCE	370.56	0.00	0.00	370.56
TOTAL REPAIRS & MAINTENANCE	271,514.23	86,505.72	176,676.15	534,696.10
TOTAL OPERATING EXPENSES	1,057,792.16	142,461.62	262,489.47	1,462,743.25
NET OPERATING INCOME (LOSS)	1,006,881.57	66,859.81	736,925.45	1,810,666.83
OTHER OPERATIONS				
TRANSFERS IN/OUT GENERAL FUND	-123,950.00	-36,739.20	-231,421.23	-392,110.43
TOTAL OTHER OPERATIONS REVENUE/(EXPENSES)	-123,950.00	-36,739.20	-231,421.23	-392,110.43
EXCESS/(DEFICIENCY)	882,931.57	30,120.61	505,504.22	1,418,556.40

MILITARY DIVISION - DEPT DETAIL

July 2025 - March 2026

	Military
	6100
REVENUES	
<i>AERONAUTICAL REVENUE</i>	
NON-PASSENGER AIRPORT REVENUE	
FUEL FLOWAGE FEES	115,798.88
TOTAL NON-PASSENGER AIRPORT REVENUE	115,798.88
AERONAUTICAL REVENUE TOTAL	115,798.88
<i>NON-AERONAUTICAL REVENUE</i>	
LAND & BUILDING LEASES	
LEASES	1,609,985.72
TOTAL LAND & BUILDING LEASES	1,609,985.72
OTHER	
MISCELLANEOUS REVENUES	12,825.00
TOTAL OTHER	12,825.00
NON-AERONAUTICAL REVENUE TOTAL	1,622,810.72
REVENUES TOTAL	1,738,609.60
OPERATING EXPENSES	
OTHER GENERAL & ADMINISTRATIVE	
INSURANCE	41,583.83
TOTAL OTHER GENERAL & ADMINISTRATIVE	41,583.83
UTILITIES	
UTILITIES - PHONE SERVICE - LAND	427.27
UTILITIES - WATER / GAS	3,709.84
TOTAL UTILITIES	4,137.11
REPAIRS & MAINTENANCE	
COMMERCIAL BUILDING MAINTENANCE	977.76
FIRE SYSTEMS MAINTENANCE	180.00
PAINTING MAINTENANCE	327.04
PLUMBING MAINTENANCE	80.99
TOTAL REPAIRS & MAINTENANCE	1,565.79
TOTAL OPERATING EXPENSES	47,286.73
NET OPERATING INCOME (LOSS)	1,691,322.87
EXCESS/(DEFICIENCY)	1,691,322.87

COMMUNITY DIVISION - DEPT DETAIL

July 2025 - March 2026

	Community Center	Heritage Park	Oakwing	
	7100	7200	7300	Total
REVENUES				
<i>NON-AERONAUTICAL REVENUE</i>				
COMMUNITY CENTER				
FACILITY RENTAL	71,625.00	0.00	0.00	71,625.00
TOTAL COMMUNITY CENTER	71,625.00	0.00	0.00	71,625.00
OAKWING GOLF COURSE				
OAKWING REVENUE	0.00	0.00	1,387,366.74	1,387,366.74
OAKWING GOLF COURSE TOTAL	0.00	0.00	1,387,366.74	1,387,366.74
NON-AERONAUTICAL REVENUE TOTAL	71,625.00	0.00	1,387,366.74	1,458,991.74
REVENUES TOTAL	71,625.00	0.00	1,387,366.74	1,458,991.74
OPERATING EXPENSES				
PERSONNEL COMPENSATION & BENEFITS				
COMMUNITY CENTER PROVIDED SVCS	6,502.76	0.00	0.00	6,502.76
TOTAL PERSONNEL COMPENSATION & BENEFITS	6,502.76	0.00	0.00	6,502.76
OTHER GENERAL & ADMINISTRATIVE				
INSURANCE	14,176.79	951.03	0.00	15,127.82
TOTAL OTHER GENERAL & ADMINISTRATIVE	14,176.79	951.03	0.00	15,127.82
UTILITIES				
UTILITIES - CABLE / INTERNET	2,079.72	0.00	0.00	2,079.72
UTILITIES - ELECTRIC	17,103.06	0.00	0.00	17,103.06
UTILITIES - WASTE COLLECTION	1,945.28	243.16	0.00	2,188.44
UTILITIES - WATER / GAS	635.71	432.30	0.00	1,068.01
TOTAL UTILITIES	21,763.77	675.46	0.00	22,439.23
SUPPLIES & MATERIALS				
AIRPARK VISUALS	0.00	425.73	0.00	425.73
COMPUTER EQUIPMENT/SOFTWARE	4,712.50	0.00	0.00	4,712.50
EQUIPMENT - PURCHASES	1,668.00	0.00	0.00	1,668.00
JANITORIAL	1,828.46	0.00	0.00	1,828.46
OPERATING SUPPLIES	71.24	0.00	0.00	71.24
SMALL TOOLS & EQUIPMENT	90.00	0.00	0.00	90.00
TOTAL SUPPLIES & MATERIALS	8,370.20	425.73	0.00	8,795.93

CONTRACT SERVICES				
IT / SOFTWARE SERVICES	5,510.00	0.00	0.00	5,510.00
PURCHASED SERVICES - JANITORIAL	16,325.00	0.00	0.00	16,325.00
PURCHASED SERVICES - PEST CONTROL	560.00	0.00	0.00	560.00
TOTAL CONTRACT SERVICES	22,395.00	0.00	0.00	22,395.00
REPAIRS & MAINTENANCE				
FIRE SYSTEMS MAINTENANCE	930.44	0.00	0.00	930.44
FOUNTAIN MAINTENANCE	0.00	994.02	0.00	994.02
HVAC / HVACR MAINTENANCE	3,453.78	0.00	0.00	3,453.78
PAINTING MAINTENANCE	502.90	0.00	0.00	502.90
REPAIRS & MAINTENANCE - OTHER	127.50	60.76	0.00	188.26
UNDERGROUND UTILITY SYS	192.00	192.00	0.00	384.00
TOTAL REPAIRS & MAINTENANCE	5,206.62	1,246.78	0.00	6,453.40
OAKWING GOLF CLUB OPERATIONS				
OAKWING - COST OF SALES	0.00	0.00	272,431.45	272,431.45
OAKWING - PAYROLL AND RELATED EXPENSE	0.00	0.00	610,282.00	610,282.00
OAKWING - FACILITIES MAINTENANCE	0.00	0.00	103,501.30	103,501.30
OAKWING - OPERATING EXPENSES	0.00	0.00	489,981.28	489,981.28
OAKWING - FIXED CHARGES	0.00	0.00	81,544.58	81,544.58
TOTAL OAKWING GOLF CLUB OPERATIONS	0.00	0.00	1,557,740.61	1,557,740.61
TOTAL OPERATING EXPENSES	78,415.14	3,299.00	1,557,740.61	1,639,454.75
NET OPERATING INCOME (LOSS)	-6,790.14	-3,299.00	-170,373.87	-180,463.01
OTHER OPERATIONS				
EQUIPMENT - CAPITAL	-12,299.00	-4,017.95	0.00	-16,316.95
TRANSFERS IN/OUT GENERAL FUND	0.00	-17,425.02	-20,642.41	-38,067.43
TOTAL OTHER OPERATIONS REVENUE/(EXPENSES)	-12,299.00	-21,442.97	-20,642.41	-54,384.38
EXCESS/(DEFICIENCY)	-19,089.14	-24,741.97	-191,016.28	-234,847.39