

**Payment Summary**

Bank=bomops AND mm/yy=02/2026-02/2026 AND All Checks=Yes AND Include Voids=All Checks

Bank	Check#	Vendor	Check Date	Post Month	Total Amount	Date Reconciled
ops - Regions Operating Account	80883	bankm - BANK OF MONTGOMERY OPERATING ACCOUN	2/4/2026	02-2026	255,914.42	2/28/2026
bomops - BOM Operating Account	16	attscros - ATLAS CROSSING	2/3/2026	02-2026	10,000.00	2/28/2026
bomops - BOM Operating Account	17	nationw - NATIONWIDE	2/3/2026	02-2026	296.19	2/28/2026
bomops - BOM Operating Account	18	zoeflig - ZOEFTIG LTD.,	2/3/2026	02-2026	109,023.12	2/28/2026
bomops - BOM Operating Account	19	bluecr - BLUECROSS BLUESHIELD	2/5/2026	02-2026	67,210.93	2/28/2026
bomops - BOM Operating Account	20	empower - EMPOWER	2/5/2026	02-2026	13,538.68	2/28/2026
bomops - BOM Operating Account	21	aflac - AFLAC	2/13/2026	02-2026	241.94	2/28/2026
bomops - BOM Operating Account	22	sherweb - SHERWEB	2/13/2026	02-2026	1,161.09	2/28/2026
bomops - BOM Operating Account	23	enterp - ENTERPRISE FM TRUST	2/19/2026	02-2026	24,909.81	2/28/2026
bomops - BOM Operating Account	24	aflac - AFLAC	2/20/2026	02-2026	353.10	2/28/2026
bomops - BOM Operating Account	25	guardia - GUARDIAN	2/24/2026	02-2026	5,007.73	2/28/2026
bomops - BOM Operating Account	26	bluecr - BLUECROSS BLUESHIELD	2/27/2026	02-2026	67,377.60	
bomops - BOM Operating Account	27	nationw - NATIONWIDE	2/27/2026	02-2026	592.38	2/28/2026
bomops - BOM Operating Account	28	guardia - GUARDIAN	2/27/2026	02-2026	5,007.73	
bomops - BOM Operating Account	82182	t0001171 - BROWN	2/11/2026	02-2026	-420.00	
bomops - BOM Operating Account	82493	amazon - AMAZON CAPITAL SERVICES	2/6/2026	02-2026	0.00	
bomops - BOM Operating Account	82494	attatl - AT&T	2/6/2026	02-2026	0.00	
bomops - BOM Operating Account	82495	atmobt - AT & T	2/6/2026	02-2026	179.99	2/28/2026
bomops - BOM Operating Account	82496	bayoumos - BAYOU MOSQUITO & PEST MGMT LLC	2/6/2026	02-2026	40.00	2/28/2026
bomops - BOM Operating Account	82497	cenlaca - CENLA CATERING COMPANY	2/6/2026	02-2026	264.25	2/28/2026
bomops - BOM Operating Account	82498	chambero - CHAMBER OF COMMERCE	2/6/2026	02-2026	300.00	2/28/2026
bomops - BOM Operating Account	82499	city-uti - CITY OF ALEXANDRIA-UTILITY	2/6/2026	02-2026	200.00	2/28/2026
bomops - BOM Operating Account	82500	cleco - CLECO POWER LLC	2/6/2026	02-2026	2,818.57	2/28/2026
bomops - BOM Operating Account	82501	coburns - COBURNS	2/6/2026	02-2026	1,315.07	2/28/2026
bomops - BOM Operating Account	82502	contru - CONSOLIDATED TRUCK PARTS & SERVICE	2/6/2026	02-2026	3,724.03	2/28/2026
bomops - BOM Operating Account	82503	crystal - CRYSTAL CLEAR PREMIUM WATERS LLC	2/6/2026	02-2026	75.75	2/28/2026
bomops - BOM Operating Account	82504	cspalex - CSP ALEXANDRIA INC	2/6/2026	02-2026	50.82	2/28/2026
bomops - BOM Operating Account	82505	cunwat - CUNNINGHAM PURE WATER	2/6/2026	02-2026	106.13	2/28/2026
bomops - BOM Operating Account	82506	dandtwh - D&T WHOLESALE FURNITURE &	2/6/2026	02-2026	2,900.00	2/28/2026
bomops - BOM Operating Account	82507	davidbro - DAVID BROUSSARD	2/6/2026	02-2026	158.97	2/28/2026
bomops - BOM Operating Account	82508	dbrady - DAVID BRADY PAINTING AND WALLPAPER	2/6/2026	02-2026	2,000.00	2/28/2026
bomops - BOM Operating Account	82509	doggettm - DOGGETT MACHINERY SERVICES	2/6/2026	02-2026	400.58	2/28/2026
bomops - BOM Operating Account	82510	electt - ELECTRIC TIME COMPANY	2/6/2026	02-2026	1,000.00	2/28/2026
bomops - BOM Operating Account	82511	flynblld - FLYNN BUILDING SPECIALTIES INC	2/6/2026	02-2026	8,895.00	2/28/2026
bomops - BOM Operating Account	82512	infopri - INFORMA PRINCETON LLC	2/6/2026	02-2026	5,608.00	2/28/2026
bomops - BOM Operating Account	82513	josephpa - JOSEPH PAINT INC.	2/6/2026	02-2026	1,397.66	2/28/2026
bomops - BOM Operating Account	82514	kdmelec - KDM ELECTRIC	2/6/2026	02-2026	10,980.00	2/28/2026
bomops - BOM Operating Account	82515	klaxtv - KLAX TV	2/6/2026	02-2026	500.00	
bomops - BOM Operating Account	82516	leighann - LEIGH ANN PURVIS	2/6/2026	02-2026	21.77	2/28/2026
bomops - BOM Operating Account	82517	loewer - LOEWER LAWN & CYCLE CENTER	2/6/2026	02-2026	490.93	2/28/2026
bomops - BOM Operating Account	82518	lowes - LOWE'S	2/6/2026	02-2026	3,317.90	2/28/2026
bomops - BOM Operating Account	82519	lwcc - LWCC	2/6/2026	02-2026	3,598.83	2/28/2026
bomops - BOM Operating Account	82520	melvin - MELVIN TYLER	2/6/2026	02-2026	5,100.00	2/28/2026
bomops - BOM Operating Account	82521	meymey - MEYER, MEYER, LACROIX & HIXSON	2/6/2026	02-2026	9,750.00	2/28/2026
bomops - BOM Operating Account	82522	moore-gr - MOORE-GRANT TIRE & SERVICE	2/6/2026	02-2026	370.30	2/28/2026
bomops - BOM Operating Account	82523	napa - NAPA AUTO PARTS	2/6/2026	02-2026	787.47	2/28/2026
bomops - BOM Operating Account	82524	nowlin - NOWLIN LAW FIRM LLC	2/6/2026	02-2026	15,227.75	2/28/2026
bomops - BOM Operating Account	82525	oakwng - OAKWING GOLF COURSE	2/6/2026	02-2026	68.04	2/28/2026

## Payment Summary

Bank=bomops AND mm/yy=02/2026-02/2026 AND All Checks=Yes AND Include Voids=All Checks

bomops - BOM Operating Account	82526	pettycas - PETTY CASH	2/6/2026	02-2026	685.85	2/28/2026
bomops - BOM Operating Account	82527	ralphh - RALPH HENNESSY	2/6/2026	02-2026	708.74	2/28/2026
bomops - BOM Operating Account	82528	randys - RANDY'S ONE SHOP INC.	2/6/2026	02-2026	35.83	2/28/2026
bomops - BOM Operating Account	82529	rapsheri - RAPIDES PARISH SHERIFF DEPT.	2/6/2026	02-2026	25,391.88	2/28/2026
bomops - BOM Operating Account	82530	redrivgl - RED RIVER GLASS	2/6/2026	02-2026	198.00	2/28/2026
bomops - BOM Operating Account	82531	regionba - REGIONS BANK	2/6/2026	02-2026	8,215.81	2/28/2026
bomops - BOM Operating Account	82532	robinewi - ROBIN EWING POOL SUPPLIES INC.	2/6/2026	02-2026	400.21	2/28/2026
bomops - BOM Operating Account	82533	samsclub - SAMS CLUB DIRECT	2/6/2026	02-2026	279.40	2/28/2026
bomops - BOM Operating Account	82534	scottgam - SCOTT GAMMEL	2/6/2026	02-2026	394.67	2/28/2026
bomops - BOM Operating Account	82535	signedge - SIGN EDGE USA LLC	2/6/2026	02-2026	6,744.74	2/28/2026
bomops - BOM Operating Account	82536	smartconnect - SMART CONNECT, LLC	2/6/2026	02-2026	200.00	2/28/2026
bomops - BOM Operating Account	82537	storereq - STORER EQUIPMENT CO., INC.	2/6/2026	02-2026	200.00	2/28/2026
bomops - BOM Operating Account	82538	sudlink - OPTIMUM	2/6/2026	02-2026	593.22	2/28/2026
bomops - BOM Operating Account	82539	sudlink - OPTIMUM	2/6/2026	02-2026	232.88	2/28/2026
bomops - BOM Operating Account	82540	sudlink - OPTIMUM	2/6/2026	02-2026	533.78	2/28/2026
bomops - BOM Operating Account	82541	sudlink - OPTIMUM	2/6/2026	02-2026	355.70	2/28/2026
bomops - BOM Operating Account	82542	sudlink - OPTIMUM	2/6/2026	02-2026	113.10	2/28/2026
bomops - BOM Operating Account	82543	summerst - SUMMER STEINER	2/6/2026	02-2026	897.76	2/28/2026
bomops - BOM Operating Account	82544	tetersfa - TETERS FAUCET PARTS	2/6/2026	02-2026	885.07	2/28/2026
bomops - BOM Operating Account	82545	wcbayoui - WASTE CONNECTIONS BAYOU INC	2/6/2026	02-2026	2,258.23	2/28/2026
bomops - BOM Operating Account	82546	zultys - ZULTYS. INC	2/6/2026	02-2026	2,468.72	2/28/2026
bomops - BOM Operating Account	82547	jhobdy - JULIUS HOBODY	2/6/2026	02-2026	921.85	2/28/2026
bomops - BOM Operating Account	82548	4-fortys - 4-FORTY SCREENS & STITCHES	2/13/2026	02-2026	1,785.00	2/28/2026
bomops - BOM Operating Account	82549	advoffi - ADVANCED OFFICE SYSTEMS INC	2/13/2026	02-2026	228.38	2/28/2026
bomops - BOM Operating Account	82550	allenje - ALLEN JENKINS CONTRACTOR, INC	2/13/2026	02-2026	959.71	2/28/2026
bomops - BOM Operating Account	82551	amazon - AMAZON CAPITAL SERVICES	2/13/2026	02-2026	140.78	2/28/2026
bomops - BOM Operating Account	82552	attatl - AT&T	2/13/2026	02-2026	86.25	2/28/2026
bomops - BOM Operating Account	82553	bakdist - BK DISTRIBUTORS	2/13/2026	02-2026	300.00	2/28/2026
bomops - BOM Operating Account	82554	baldri - BALDRIDGE DUMAS COMMUNICATIONS INC	2/13/2026	02-2026	500.00	2/28/2026
bomops - BOM Operating Account	82555	bayoumos - BAYOU MOSQUITO & PEST MGMT LLC	2/13/2026	02-2026	2,015.00	2/28/2026
bomops - BOM Operating Account	82556	brooke - BROOKE MYERS	2/13/2026	02-2026	1,390.00	2/28/2026
bomops - BOM Operating Account	82557	chuckchi - CHICOLA ROOFING	2/13/2026	02-2026	2,000.00	2/28/2026
bomops - BOM Operating Account	82558	cintas - CINTAS CORP	2/13/2026	02-2026	85.91	2/28/2026
bomops - BOM Operating Account	82559	cleco - CLECO POWER LLC	2/13/2026	02-2026	48,996.37	2/28/2026
bomops - BOM Operating Account	82560	coburns - COBURNS	2/13/2026	02-2026	475.65	2/28/2026
bomops - BOM Operating Account	82561	cunningh - CUNNINGHAM BUSINESS SYSTEMS	2/13/2026	02-2026	132.85	2/28/2026
bomops - BOM Operating Account	82562	dandtwh - D&T WHOLESALE FURNITURE &	2/13/2026	02-2026	155.00	2/28/2026
bomops - BOM Operating Account	82563	dbrady - DAVID BRADY PAINTING AND WALLPAPER	2/13/2026	02-2026	8,800.00	2/28/2026
bomops - BOM Operating Account	82564	deares - DEA RESTORATION & PRESERVATION	2/13/2026	02-2026	5,600.00	2/28/2026
bomops - BOM Operating Account	82565	elliott - ELLIOTT RACCA PHOTOGRAPHY LLC	2/13/2026	02-2026	774.00	2/28/2026
bomops - BOM Operating Account	82566	firefig - FIRE FIGHTERS EXTINGUISHERS, INC	2/13/2026	02-2026	6,090.00	2/28/2026
bomops - BOM Operating Account	82567	hixsonau - HIXSON AUTOPLEX ALEXANDRIA	2/13/2026	02-2026	333.25	2/28/2026
bomops - BOM Operating Account	82568	indmachi - INDUSTRIAL MACHINE & MFG. CORP	2/13/2026	02-2026	200.96	
bomops - BOM Operating Account	82569	k2 - K2 ADVOCACY	2/13/2026	02-2026	3,500.00	
bomops - BOM Operating Account	82570	lavergn - LAVERGNE'S TELEMESSAGING INC	2/13/2026	02-2026	345.39	2/28/2026
bomops - BOM Operating Account	82571	leaf - LEAF	2/13/2026	02-2026	235.63	2/28/2026
bomops - BOM Operating Account	82572	loewer - LOEWER LAWN & CYCLE CENTER	2/13/2026	02-2026	251.87	2/28/2026
bomops - BOM Operating Account	82573	longs - LONG'S PREFERRED PRODUCTS	2/13/2026	02-2026	90.00	2/28/2026
bomops - BOM Operating Account	82574	lottoil - LOTT OIL COMPANY	2/13/2026	02-2026	8,933.14	2/28/2026
bomops - BOM Operating Account	82575	louisres - LOUISIANA RESTAURANT ASSOCIATION	2/13/2026	02-2026	1,250.00	

## Payment Summary

Bank=bomops AND mm/yy=02/2026-02/2026 AND All Checks=Yes AND Include Voids=All Checks

bomops - BOM Operating Account	82576	lowes - LOWE'S	2/13/2026	02-2026	3,659.56	2/28/2026
bomops - BOM Operating Account	82577	napa - NAPA AUTO PARTS	2/13/2026	02-2026	434.92	2/28/2026
bomops - BOM Operating Account	82578	nexstar - NEXSTAR MEDIA	2/13/2026	02-2026	695.00	2/28/2026
bomops - BOM Operating Account	82579	redrivgl - RED RIVER GLASS	2/13/2026	02-2026	223.00	2/28/2026
bomops - BOM Operating Account	82580	rexel-so - REXEL, INC	2/13/2026	02-2026	541.91	2/28/2026
bomops - BOM Operating Account	82581	robinewi - ROBIN EWING POOL SUPPLIES INC.	2/13/2026	02-2026	379.92	2/28/2026
bomops - BOM Operating Account	82582	saferent - SAFERENT SOLUTIONS, LLC	2/13/2026	02-2026	102.66	2/28/2026
bomops - BOM Operating Account	82583	sayesoff - SAYES OFFICE SUPPLY	2/13/2026	02-2026	330.94	2/28/2026
bomops - BOM Operating Account	82584	storereq - STORER EQUIPMENT CO., INC.	2/13/2026	02-2026	5,533.50	2/28/2026
bomops - BOM Operating Account	82585	summitf - SUMMIT FIRE & SECURITY, LLC	2/13/2026	02-2026	1,551.00	2/28/2026
bomops - BOM Operating Account	82586	turnerte - CENTRAL VOICE & DATA LLC.	2/13/2026	02-2026	7,710.00	2/28/2026
bomops - BOM Operating Account	82587	vacsh - VAC SHACK	2/13/2026	02-2026	59.98	2/28/2026
bomops - BOM Operating Account	82588	wcbayoui - WASTE CONNECTIONS BAYOU INC	2/13/2026	02-2026	1,273.27	2/28/2026
bomops - BOM Operating Account	82589	yankee - YANKEE CLIPPER	2/13/2026	02-2026	11,650.00	2/28/2026
bomops - BOM Operating Account	82590	amazon - AMAZON CAPITAL SERVICES	2/20/2026	02-2026	1,869.02	2/28/2026
bomops - BOM Operating Account	82591	anderson - ANDERSON FIRE PROTECTION, INC.	2/20/2026	02-2026	400.00	2/28/2026
bomops - BOM Operating Account	82592	att - AT & T	2/20/2026	02-2026	1,256.12	2/28/2026
bomops - BOM Operating Account	82593	attatl - AT&T	2/20/2026	02-2026	57.58	2/28/2026
bomops - BOM Operating Account	82594	attmobil - AT & T MOBILITY	2/20/2026	02-2026	1,139.74	2/28/2026
bomops - BOM Operating Account	82595	batterryw - BATTERY WAREHOUSE INC.	2/20/2026	02-2026	79.95	2/28/2026
bomops - BOM Operating Account	82596	bayoumos - BAYOU MOSQUITO & PEST MGMT LLC	2/20/2026	02-2026	1,200.00	2/28/2026
bomops - BOM Operating Account	82597	chuckchi - CHICOLA ROOFING	2/20/2026	02-2026	20,800.00	
bomops - BOM Operating Account	82598	city-uti - CITY OF ALEXANDRIA-UTILITY	2/20/2026	02-2026	22,270.82	
bomops - BOM Operating Account	82599	cleco - CLECO POWER LLC	2/20/2026	02-2026	4,350.17	2/28/2026
bomops - BOM Operating Account	82600	constmat - CMC CONSTRUCTION SERVICES	2/20/2026	02-2026	144.00	2/28/2026
bomops - BOM Operating Account	82601	contru - CONSOLIDATED TRUCK PARTS & SERVICE	2/20/2026	02-2026	728.00	2/28/2026
bomops - BOM Operating Account	82602	covingto - COVINGTON SALES & SERVICE INC.	2/20/2026	02-2026	64.45	2/28/2026
bomops - BOM Operating Account	82603	fingdesg - FING DESIGNS, LLC	2/20/2026	02-2026	4,500.00	2/28/2026
bomops - BOM Operating Account	82604	gannettn - GANNETT LOUISIANA LOCALIQ	2/20/2026	02-2026	507.87	2/28/2026
bomops - BOM Operating Account	82605	jefflawn - JEFF'S LAWN & LANDSCAPE, LLC	2/20/2026	02-2026	25,205.21	
bomops - BOM Operating Account	82606	josephpa - JOSEPH PAINT INC.	2/20/2026	02-2026	638.55	2/28/2026
bomops - BOM Operating Account	82607	kalb - KALB	2/20/2026	02-2026	1,800.00	2/28/2026
bomops - BOM Operating Account	82608	loewer - LOEWER LAWN & CYCLE CENTER	2/20/2026	02-2026	839.64	2/28/2026
bomops - BOM Operating Account	82609	lottoil - LOTT OIL COMPANY	2/20/2026	02-2026	613.51	2/28/2026
bomops - BOM Operating Account	82610	mannahou - MANNA HOUSE	2/20/2026	02-2026	1,250.00	2/28/2026
bomops - BOM Operating Account	82611	melvin - MELVIN TYLER	2/20/2026	02-2026	3,650.00	2/28/2026
bomops - BOM Operating Account	82612	mid-stat - MID-STATE SUPPLY	2/20/2026	02-2026	479.50	2/28/2026
bomops - BOM Operating Account	82613	natchpow - NATCHITOCHEES POWERSPORTS	2/20/2026	02-2026	544.74	2/28/2026
bomops - BOM Operating Account	82614	randys - RANDY'S ONE SHOP INC.	2/20/2026	02-2026	22.99	
bomops - BOM Operating Account	82615	rapsheri - RAPIDES PARISH SHERIFF DEPT.	2/20/2026	02-2026	25,391.88	
bomops - BOM Operating Account	82616	redball - RED BALL OXYGEN CO., INC.	2/20/2026	02-2026	112.74	2/28/2026
bomops - BOM Operating Account	82617	redrivgl - RED RIVER GLASS	2/20/2026	02-2026	263.00	2/28/2026
bomops - BOM Operating Account	82618	rexel-so - REXEL, INC	2/20/2026	02-2026	318.17	2/28/2026
bomops - BOM Operating Account	82619	sayesoff - SAYES OFFICE SUPPLY	2/20/2026	02-2026	250.26	2/28/2026
bomops - BOM Operating Account	82620	simpsons - CONVERGINT TECHNOLOGY LLC	2/20/2026	02-2026	120.00	2/28/2026
bomops - BOM Operating Account	82621	skipcon - SKIP CONVERSE INC	2/20/2026	02-2026	1,345.00	2/28/2026
bomops - BOM Operating Account	82622	southwes - SOUTHWEST ENGINEERS	2/20/2026	02-2026	526.00	
bomops - BOM Operating Account	82623	sudlink - OPTIMUM	2/20/2026	02-2026	160.00	2/28/2026
bomops - BOM Operating Account	82624	sudlink - OPTIMUM	2/20/2026	02-2026	83.92	2/28/2026
bomops - BOM Operating Account	82625	sudlink - OPTIMUM	2/20/2026	02-2026	131.28	2/28/2026

## Payment Summary

Bank=bomops AND mm/yy=02/2026-02/2026 AND All Checks=Yes AND Include Voids=All Checks

bomops - BOM Operating Account	82626	sudlink - OPTIMUM	2/20/2026	02-2026	236.13	2/28/2026
bomops - BOM Operating Account	82627	summerst - SUMMER STEINER	2/20/2026	02-2026	835.20	2/28/2026
bomops - BOM Operating Account	82628	t0000203 - CLARK	2/20/2026	02-2026	335.00	2/28/2026
bomops - BOM Operating Account	82629	tetersfa - TETERS FAUCET PARTS	2/20/2026	02-2026	1,172.51	2/28/2026
bomops - BOM Operating Account	82630	turnerte - CENTRAL VOICE & DATA LLC.	2/20/2026	02-2026	484.41	2/28/2026
bomops - BOM Operating Account	82631	wcbayoui - WASTE CONNECTIONS BAYOU INC	2/20/2026	02-2026	13,462.87	
bomops - BOM Operating Account	82632	aaae - AMERICAN ASSOC OF AIRPORT EXE.	2/27/2026	02-2026	325.00	
bomops - BOM Operating Account	82633	aerodoor - AERO DOOR INTERNATIONAL LLC	2/27/2026	02-2026	4,061.51	
bomops - BOM Operating Account	82634	amazon - AMAZON CAPITAL SERVICES	2/27/2026	02-2026	692.83	
bomops - BOM Operating Account	82635	arnold - ARNOLD ELECTRIC LLC	2/27/2026	02-2026	5,115.00	
bomops - BOM Operating Account	82636	att - AT & T	2/27/2026	02-2026	541.53	
bomops - BOM Operating Account	82637	attatl - AT&T	2/27/2026	02-2026	35.77	
bomops - BOM Operating Account	82638	attatl - AT&T	2/27/2026	02-2026	90.28	
bomops - BOM Operating Account	82639	atmobil - AT & T MOBILITY	2/27/2026	02-2026	420.29	
bomops - BOM Operating Account	82640	atmobt - AT & T	2/27/2026	02-2026	309.98	
bomops - BOM Operating Account	82641	bayoumos - BAYOU MOSQUITO & PEST MGMT LLC	2/27/2026	02-2026	345.00	
bomops - BOM Operating Account	82642	bells - BELLS JANITORIAL	2/27/2026	02-2026	4,825.00	
bomops - BOM Operating Account	82643	bishopen - BISHOP ENTERPRISES, LLC	2/27/2026	02-2026	11,850.00	
bomops - BOM Operating Account	82644	brooke - BROOKE MYERS	2/27/2026	02-2026	2,040.00	
bomops - BOM Operating Account	82645	brownbr - BROWN & BROWN OF LOUISIANA, LLC	2/27/2026	02-2026	100.00	
bomops - BOM Operating Account	82646	chuckchi - CHICOLA ROOFING	2/27/2026	02-2026	34,200.00	
bomops - BOM Operating Account	82647	cintas - CINTAS CORP	2/27/2026	02-2026	141.82	
bomops - BOM Operating Account	82648	city-uti - CITY OF ALEXANDRIA-UTILITY	2/27/2026	02-2026	404.00	
bomops - BOM Operating Account	82649	cleco - CLECO POWER LLC	2/27/2026	02-2026	285.45	
bomops - BOM Operating Account	82650	communit - COMMUNITY COFFEE CO. LLC	2/27/2026	02-2026	263.48	
bomops - BOM Operating Account	82651	countryb - COUNTRY BOY RADIATOR SHOP	2/27/2026	02-2026	400.00	
bomops - BOM Operating Account	82652	crystalcl - CRYSTAL CLEAN, LLC	2/27/2026	02-2026	900.00	
bomops - BOM Operating Account	82653	davidbro - DAVID BROUSSARD	2/27/2026	02-2026	225.00	
bomops - BOM Operating Account	82654	gannettn - GANNETT LOUISIANA LOCALIQ	2/27/2026	02-2026	16.80	
bomops - BOM Operating Account	82655	grimesin - GRIMES INDUSTRIAL SUPPLY, LLC	2/27/2026	02-2026	41.98	
bomops - BOM Operating Account	82656	infopri - INFORMA PRINCETON LLC	2/27/2026	02-2026	8,268.02	
bomops - BOM Operating Account	82657	insighta - INSIGHT AUDIO VIDEO	2/27/2026	02-2026	120.00	
bomops - BOM Operating Account	82658	jbbuildings - JB BUILDINGS, LLC	2/27/2026	02-2026	85,000.00	
bomops - BOM Operating Account	82659	josephpa - JOSEPH PAINT INC.	2/27/2026	02-2026	353.94	
bomops - BOM Operating Account	82660	klandr - KRISTOPHER LANDRUM	2/27/2026	02-2026	291.00	2/28/2026
bomops - BOM Operating Account	82661	lrcorp - LCR CORPORATION-M	2/27/2026	02-2026	1,690.75	
bomops - BOM Operating Account	82662	leaf - LEAF	2/27/2026	02-2026	235.63	
bomops - BOM Operating Account	82663	lifeline - LIFELINE SYSTEMS COMPANY	2/27/2026	02-2026	1,707.50	
bomops - BOM Operating Account	82664	lohs - LOUISIANA OCCUPATIONAL HEALTH	2/27/2026	02-2026	284.80	
bomops - BOM Operating Account	82665	longs - LONG'S PREFERRED PRODUCTS	2/27/2026	02-2026	178.00	
bomops - BOM Operating Account	82666	loucat - LOUISIANA CAT	2/27/2026	02-2026	4,058.52	
bomops - BOM Operating Account	82667	lowes - LOWE'S	2/27/2026	02-2026	1,998.83	
bomops - BOM Operating Account	82668	lwcc - LWCC	2/27/2026	02-2026	0.00	
bomops - BOM Operating Account	82669	merrick - MERRICK LLC	2/27/2026	02-2026	238,236.25	
bomops - BOM Operating Account	82670	mid-stat - MID-STATE SUPPLY	2/27/2026	02-2026	231.34	
bomops - BOM Operating Account	82671	pan - PAN AMERICAN ENGINEERS LLC	2/27/2026	02-2026	199,800.00	
bomops - BOM Operating Account	82672	pdupree - PEGGY DUPRE	2/27/2026	02-2026	2,200.00	
bomops - BOM Operating Account	82673	quadfin - QUADIENT FINANCE USA, INC	2/27/2026	02-2026	200.00	
bomops - BOM Operating Account	82674	ralphh - RALPH HENNESSY	2/27/2026	02-2026	1,286.08	
bomops - BOM Operating Account	82675	recordsc - RECORDS CONSULTANTS, INC	2/27/2026	02-2026	8,250.00	

**Payment Summary**

Bank=bomops AND mm/yy=02/2026-02/2026 AND All Checks=Yes AND Include Voids=All Checks

bomops - BOM Operating Account	82676	scottgam - SCOTT GAMMEL	2/27/2026	02-2026	199.78
bomops - BOM Operating Account	82677	socompas - SOUTHERN COMPASS TITLE	2/27/2026	02-2026	72,360.79
bomops - BOM Operating Account	82678	tec - TEC OF JACKSON, INC	2/27/2026	02-2026	183.69
bomops - BOM Operating Account	82679	tonybrow - EYES OPEN WITH TONY BROWN	2/27/2026	02-2026	500.00
bomops - BOM Operating Account	82680	yankee - YANKEE CLIPPER	2/27/2026	02-2026	1,163.00
					<b>1,660,447.64</b>

**Payment Detail**

Bank=bomops AND mm/yy=02/2026-02/2026 AND All Checks=Yes AND Include Voids=All Checks

Check# Bank - Vendor - Date	Payable #	Property	Amount	Account
<b>80883 (ops) - BANK OF MONTGOMERY OPERATING ACCOUNT (bankm) - 02/04/26 (02/26)</b>				
TRANSFER REQUEST	P-15453	finprop	255,914.42	106100 - CASH - BOM OPERATING
<b>Total 80883 (ops) - BANK OF MONTGOMERY OPERATING ACCOUNT (bankm) - 02/04/26 (02/26)</b>			<b>255,914.42</b>	
<b>16 (bomops) - ATLAS CROSSING (attscros) - 02/03/26 (02/26)</b>				
01/2026 CONSULTING SERVICES	P-15405	finprop	10,000.00	452300 - PROFESSIONAL SERVICES - CONSULTING
<b>Total 16 (bomops) - ATLAS CROSSING (attscros) - 02/03/26 (02/26)</b>			<b>10,000.00</b>	
<b>17 (bomops) - NATIONWIDE (nationw) - 02/03/26 (02/26)</b>				
01/23/2026 DEFERRED COMP PAYABLE	P-15406	finprop	296.19	235000 - DEFERRED COMP PAYABLE
<b>Total 17 (bomops) - NATIONWIDE (nationw) - 02/03/26 (02/26)</b>			<b>296.19</b>	
<b>18 (bomops) - ZOEFTIG LTD., (zoefitg) - 02/03/26 (02/26)</b>				
26-0988 TERMINAL SEATING	P-15343	1100	109,023.12	710000 - EQUIPMENT - CAPITAL
<b>Total 18 (bomops) - ZOEFTIG LTD., (zoefitg) - 02/03/26 (02/26)</b>			<b>109,023.12</b>	
<b>19 (bomops) - BLUECROSS BLUESHIELD (bluecr) - 02/05/26 (02/26)</b>				
02/2025 EMPLOYEE HEALTH INSURANCE PREMIUMS	P-15478	finprop	5,469.06	414000 - HEALTH INSURANCE
02/2025 EMPLOYEE HEALTH INSURANCE PREMIUMS	P-15478	finprop	1,887.84	414000 - HEALTH INSURANCE
02/2025 EMPLOYEE HEALTH INSURANCE PREMIUMS	P-15478	finprop	5,837.02	414000 - HEALTH INSURANCE
02/2025 EMPLOYEE HEALTH INSURANCE PREMIUMS	P-15478	finprop	6,145.92	414000 - HEALTH INSURANCE
02/2025 EMPLOYEE HEALTH INSURANCE PREMIUMS	P-15478	finprop	11,665.04	414000 - HEALTH INSURANCE
02/2025 EMPLOYEE HEALTH INSURANCE PREMIUMS	P-15478	finprop	7,957.31	414000 - HEALTH INSURANCE
02/2025 EMPLOYEE HEALTH INSURANCE PREMIUMS	P-15478	finprop	11,977.39	414000 - HEALTH INSURANCE
02/2025 EMPLOYEE HEALTH INSURANCE PREMIUMS	P-15478	finprop	7,903.29	414000 - HEALTH INSURANCE
02/2025 EMPLOYEE HEALTH INSURANCE PREMIUMS	P-15478	finprop	8,368.06	237000 - HEALTH INSURANCE PAYABLE
<b>Total 19 (bomops) - BLUECROSS BLUESHIELD (bluecr) - 02/05/26 (02/26)</b>			<b>67,210.93</b>	
<b>20 (bomops) - EMPOWER (empower) - 02/05/26 (02/26)</b>				
01/23/2026 DEFERRED COMP PAYABLE	P-15476	finprop	12,576.75	235000 - DEFERRED COMP PAYABLE
01/23/2026 DEFERRED COMP IRA	P-15476	finprop	961.93	236000 - ROTH IRA WITHHOLDINGS
<b>Total 20 (bomops) - EMPOWER (empower) - 02/05/26 (02/26)</b>			<b>13,538.68</b>	
<b>21 (bomops) - AFLAC (aflac) - 02/13/26 (02/26)</b>				
01/2026 EMPLOYEE PREMIUMS	P-15550	finprop	241.94	238000 - AFLAC PREMIUMS PAYABLE
<b>Total 21 (bomops) - AFLAC (aflac) - 02/13/26 (02/26)</b>			<b>241.94</b>	
<b>22 (bomops) - SHERWEB (sherweb) - 02/13/26 (02/26)</b>				
02/2026 OUTLOOK 365	P-15581	1611	110.28	451100 - IT / SOFTWARE SERVICES
02/2026 OUTLOOK 365	P-15581	1611	28.32	451100 - IT / SOFTWARE SERVICES
02/2026 OUTLOOK 365	P-15581	1611	201.97	451100 - IT / SOFTWARE SERVICES
02/2026 OUTLOOK 365	P-15581	1611	291.12	451100 - IT / SOFTWARE SERVICES
02/2026 OUTLOOK 365	P-15581	2101	80.96	451100 - IT / SOFTWARE SERVICES
02/2026 OUTLOOK 365	P-15581	1100	149.81	451100 - IT / SOFTWARE SERVICES
02/2026 OUTLOOK 365	P-15581	1329	100.83	451100 - IT / SOFTWARE SERVICES
02/2026 OUTLOOK 365	P-15581	2015v	91.08	451100 - IT / SOFTWARE SERVICES
02/2026 OUTLOOK 365	P-15581	6956	106.72	451100 - IT / SOFTWARE SERVICES
<b>Total 22 (bomops) - SHERWEB (sherweb) - 02/13/26 (02/26)</b>			<b>1,161.09</b>	
<b>23 (bomops) - ENTERPRISE FM TRUST (enterp) - 02/19/26 (02/26)</b>				
02/2026 FLEET MANAGEMENT	P-15636	finprop	2,763.80	441800 - EQUIPMENT - RENTAL
02/2026 FLEET MANAGEMENT	P-15636	finprop	4,266.15	441800 - EQUIPMENT - RENTAL
02/2026 FLEET MANAGEMENT	P-15636	finprop	1,961.56	441800 - EQUIPMENT - RENTAL
02/2026 FLEET MANAGEMENT	P-15636	finprop	946.02	441800 - EQUIPMENT - RENTAL
02/2026 FLEET MANAGEMENT	P-15636	finprop	9,988.93	441800 - EQUIPMENT - RENTAL
02/2026 FLEET MANAGEMENT	P-15636	finprop	581.84	441800 - EQUIPMENT - RENTAL
02/2026 FLEET MANAGEMENT	P-15636	finprop	925.92	441800 - EQUIPMENT - RENTAL

**Payment Detail**

Bank=bomops AND mm/yy=02/2026-02/2026 AND All Checks=Yes AND Include Voids=All Checks

02/2026 FLEET MANAGEMENT	P-15636	finprop	3,475.59	441800 - EQUIPMENT - RENTAL
<b>Total 23 (bomops) - ENTERPRISE FM TRUST (enterp) - 02/19/26 (02/26)</b>			<b>24,909.81</b>	
<b>24 (bomops) - AFLAC (aflac) - 02/20/26 (02/26)</b>				
02/2026 EMPLOYEE PREMIUMS	P-15648	finprop	353.10	238000 - AFLAC PREMIUMS PAYABLE
<b>Total 24 (bomops) - AFLAC (aflac) - 02/20/26 (02/26)</b>			<b>353.10</b>	
<b>25 (bomops) - GUARDIAN (guardia) - 02/24/26 (02/26)</b>				
02/2026 EMPLOYEE BENEFITS	P-15726	finprop	174.91	415000 - ADDITIONAL FRINGE BENEFITS
02/2026 EMPLOYEE BENEFITS	P-15726	finprop	27.47	415000 - ADDITIONAL FRINGE BENEFITS
02/2026 EMPLOYEE BENEFITS	P-15726	finprop	139.74	415000 - ADDITIONAL FRINGE BENEFITS
02/2026 EMPLOYEE BENEFITS	P-15726	finprop	115.50	415000 - ADDITIONAL FRINGE BENEFITS
02/2026 EMPLOYEE BENEFITS	P-15726	finprop	161.19	415000 - ADDITIONAL FRINGE BENEFITS
02/2026 EMPLOYEE BENEFITS	P-15726	finprop	150.96	415000 - ADDITIONAL FRINGE BENEFITS
02/2026 EMPLOYEE BENEFITS	P-15726	finprop	241.93	415000 - ADDITIONAL FRINGE BENEFITS
02/2026 EMPLOYEE BENEFITS	P-15726	finprop	195.74	415000 - ADDITIONAL FRINGE BENEFITS
02/2026 EMPLOYEE BENEFITS	P-15726	finprop	3,803.56	239000 - GUARDIAN PREMIUMS PAYABLE
02/2026 EMPLOYEE BENEFITS	P-15726	finprop	-3.27	239000 - GUARDIAN PREMIUMS PAYABLE
<b>Total 25 (bomops) - GUARDIAN (guardia) - 02/24/26 (02/26)</b>			<b>5,007.73</b>	
<b>26 (bomops) - BLUECROSS BLUESHIELD (bluecr) - 02/27/26 (02/26)</b>				
03/2026 EMPLOYEE HEALTH INSURANCE PREMIUMS	P-15735	finprop	5,469.06	414000 - HEALTH INSURANCE
03/2026 EMPLOYEE HEALTH INSURANCE PREMIUMS	P-15735	finprop	1,887.84	414000 - HEALTH INSURANCE
03/2026 EMPLOYEE HEALTH INSURANCE PREMIUMS	P-15735	finprop	5,837.02	414000 - HEALTH INSURANCE
03/2026 EMPLOYEE HEALTH INSURANCE PREMIUMS	P-15735	finprop	6,145.92	414000 - HEALTH INSURANCE
03/2026 EMPLOYEE HEALTH INSURANCE PREMIUMS	P-15735	finprop	11,665.04	414000 - HEALTH INSURANCE
03/2026 EMPLOYEE HEALTH INSURANCE PREMIUMS	P-15735	finprop	8,123.98	414000 - HEALTH INSURANCE
03/2026 EMPLOYEE HEALTH INSURANCE PREMIUMS	P-15735	finprop	11,977.39	414000 - HEALTH INSURANCE
03/2026 EMPLOYEE HEALTH INSURANCE PREMIUMS	P-15735	finprop	7,903.29	414000 - HEALTH INSURANCE
03/2026 EMPLOYEE HEALTH INSURANCE PREMIUMS	P-15735	finprop	8,368.06	237000 - HEALTH INSURANCE PAYABLE
<b>Total 26 (bomops) - BLUECROSS BLUESHIELD (bluecr) - 02/27/26 (02/26)</b>			<b>67,377.60</b>	
<b>27 (bomops) - NATIONWIDE (nationw) - 02/27/26 (02/26)</b>				
02/6/2026 DEFERRED COMP	P-15745	finprop	296.19	235000 - DEFERRED COMP PAYABLE
02/20/2026 DEFERRED COMP	P-15746	finprop	296.19	235000 - DEFERRED COMP PAYABLE
<b>Total 27 (bomops) - NATIONWIDE (nationw) - 02/27/26 (02/26)</b>			<b>592.38</b>	
<b>28 (bomops) - GUARDIAN (guardia) - 02/27/26 (02/26)</b>				
03/2026 EMPLOYEE BENEFITS	P-15744	finprop	174.91	415000 - ADDITIONAL FRINGE BENEFITS
03/2026 EMPLOYEE BENEFITS	P-15744	finprop	27.47	415000 - ADDITIONAL FRINGE BENEFITS
03/2026 EMPLOYEE BENEFITS	P-15744	finprop	139.74	415000 - ADDITIONAL FRINGE BENEFITS
03/2026 EMPLOYEE BENEFITS	P-15744	finprop	115.50	415000 - ADDITIONAL FRINGE BENEFITS
03/2026 EMPLOYEE BENEFITS	P-15744	finprop	161.19	415000 - ADDITIONAL FRINGE BENEFITS
03/2026 EMPLOYEE BENEFITS	P-15744	finprop	150.96	415000 - ADDITIONAL FRINGE BENEFITS
03/2026 EMPLOYEE BENEFITS	P-15744	finprop	241.93	415000 - ADDITIONAL FRINGE BENEFITS
03/2026 EMPLOYEE BENEFITS	P-15744	finprop	195.74	415000 - ADDITIONAL FRINGE BENEFITS
03/2026 EMPLOYEE BENEFITS	P-15744	finprop	3,803.56	239000 - GUARDIAN PREMIUMS PAYABLE
03/2026 EMPLOYEE BENEFITS	P-15744	finprop	-3.27	239000 - GUARDIAN PREMIUMS PAYABLE
<b>Total 28 (bomops) - GUARDIAN (guardia) - 02/27/26 (02/26)</b>			<b>5,007.73</b>	
<b>82182 (bomops) - BROWN (t0001171) - 02/11/26 (02/26) (Voider)</b>				
TENANT REFUND Q-28116	P-14890	6956	-420.00	251500 - REFUND CLEARING ACCOUNT
<b>Total 82182 (bomops) - BROWN (t0001171) - 02/11/26 (02/26) (Voider)</b>			<b>-420.00</b>	
<b>82493 (bomops) - AMAZON CAPITAL SERVICES (amazon) - 02/06/26 (02/26) (Voided)</b>				
26-0979 5.5 GALLON DIESEL CANS	P-15308	2015v	69.42	442500 - SMALL TOOLS & EQUIPMENT
26-0979 BACKPACK SPRAYER	P-15308	2015v	53.48	442500 - SMALL TOOLS & EQUIPMENT
26-0979 4.5" DIAMOND BLADES, 5 PK	P-15308	2015v	17.88	442500 - SMALL TOOLS & EQUIPMENT
<b>Total 82493 (bomops) - AMAZON CAPITAL SERVICES (amazon) - 02/06/26 (02/26) (Voided)</b>			<b>140.78</b>	

**Payment Detail**

Bank=bomops AND mm/yy=02/2026-02/2026 AND All Checks=Yes AND Include Voids=All Checks

**82493 (bomops) - AMAZON CAPITAL SERVICES (amazon) - 02/06/26 (02/26) (Voider)**

26-0979 5.5 GALLON DIESEL CANS	P-15308	2015v	-69.42	442500 - SMALL TOOLS & EQUIPMENT
26-0979 BACKPACK SPRAYER	P-15308	2015v	-53.48	442500 - SMALL TOOLS & EQUIPMENT
26-0979 4.5" DIAMOND BLADES, 5 PK	P-15308	2015v	-17.88	442500 - SMALL TOOLS & EQUIPMENT

**Total 82493 (bomops) - AMAZON CAPITAL SERVICES (amazon) - 02/06/26 (02/26) (Voider) -140.78**

**82494 (bomops) - AT&T (attatl) - 02/06/26 (02/26) (Voided)**

01/2026 ALARM LINE TERMINAL	P-15460	1100	86.25	434000 - UTILITIES - PHONE SERVICE - LAND
-----------------------------	---------	------	-------	---

**Total 82494 (bomops) - AT&T (attatl) - 02/06/26 (02/26) (Voided) 86.25**

**82494 (bomops) - AT&T (attatl) - 02/06/26 (02/26) (Voider)**

01/2026 ALARM LINE TERMINAL	P-15460	1100	-86.25	434000 - UTILITIES - PHONE SERVICE - LAND
-----------------------------	---------	------	--------	---

**Total 82494 (bomops) - AT&T (attatl) - 02/06/26 (02/26) (Voider) -86.25**

**82495 (bomops) - AT & T (attmobt) - 02/06/26 (02/26)**

01/2026 INTERNET TERMINAL	P-15490	1100	179.99	431000 - UTILITIES - CABLE / INTERNET
---------------------------	---------	------	--------	---------------------------------------

**Total 82495 (bomops) - AT & T (attmobt) - 02/06/26 (02/26) 179.99**

**82496 (bomops) - BAYOU MOSQUITO & PEST MGMT LLC (bayoumos) - 02/06/26 (02/26)**

01/2026 CONTROL	P-15289	6956	20.00	453600 - PURCHASED SERVICES - PEST CONTROL
01/2026 RODENT CONTROL	P-15289	6956	20.00	453600 - PURCHASED SERVICES - PEST CONTROL

**Total 82496 (bomops) - BAYOU MOSQUITO & PEST MGMT LLC (bayoumos) - 02/06/26 (02/26) 40.00**

**82497 (bomops) - CENLA CATERING COMPANY (cenlaca) - 02/06/26 (02/26)**

01/22/2026 BOARD REFRESHMENTS	P-15466	1611	264.25	421200 - BOARD EXPENSE
-------------------------------	---------	------	--------	------------------------

**Total 82497 (bomops) - CENLA CATERING COMPANY (cenlaca) - 02/06/26 (02/26) 264.25**

**82498 (bomops) - CHAMBER OF COMMERCE (chambero) - 02/06/26 (02/26)**

US CHAMBER BRIEFING	P-15408	finprop	300.00	423100 - PROMOTIONS/SPONSORSHIPS
---------------------	---------	---------	--------	----------------------------------

**Total 82498 (bomops) - CHAMBER OF COMMERCE (chambero) - 02/06/26 (02/26) 300.00**

**82499 (bomops) - CITY OF ALEXANDRIA-UTILITY (city-uti) - 02/06/26 (02/26)**

26-1043 DIFFERENCE IN COST OF TAP FOR BLDG. 1433	P-15389	2109	100.00	463500 - UNDERGROUND UTILITY SYS
26-1043 DEPOSIT FOR WATER METER ACCOUNT	P-15389	2109	100.00	463500 - UNDERGROUND UTILITY SYS

**Total 82499 (bomops) - CITY OF ALEXANDRIA-UTILITY (city-uti) - 02/06/26 (02/26) 200.00**

**82500 (bomops) - CLECO POWER LLC (cleco) - 02/06/26 (02/26)**

01/2026 ENGLAND OAKS	P-15393	6956	45.96	432000 - UTILITIES - ELECTRIC
01/2026 1016 NORMAN DR A	P-15459	6956	41.18	432000 - UTILITIES - ELECTRIC
01/2026 GATE	P-15463	6956	26.09	432000 - UTILITIES - ELECTRIC
01/2026 MAINTENANCE SHOP	P-15464	1107dao	126.27	432000 - UTILITIES - ELECTRIC
01/2026 COMMUNITY CTR	P-15465	1108dao	1,177.57	432000 - UTILITIES - ELECTRIC
01/2026 4520 DAOUST DR	P-15480	6956	74.32	432000 - UTILITIES - ELECTRIC
01/2026 ENGLAND OAKS OFFICE	P-15481	6956	1,186.03	432000 - UTILITIES - ELECTRIC
01/2026 1009 COUNCIL DR B	P-15482	6956	23.41	432000 - UTILITIES - ELECTRIC
01/2026 1014 COUNCIL DR B	P-15483	6956	43.31	432000 - UTILITIES - ELECTRIC
01/2026 1021 COUNCIL DR A	P-15485	6956	26.72	432000 - UTILITIES - ELECTRIC
01/2026 1011 DAOUST B	P-15487	6956	21.62	432000 - UTILITIES - ELECTRIC
01/2026 1208 NORMAN DR A	P-15488	6956	26.09	432000 - UTILITIES - ELECTRIC

**Total 82500 (bomops) - CLECO POWER LLC (cleco) - 02/06/26 (02/26) 2,818.57**

**82501 (bomops) - COBURNS (coburns) - 02/06/26 (02/26)**

26-0760 MISC FITTINGS FOR PLUMBING EMERGENCIES - EV	P-15292	2015v	12.34	462900 - PLUMBING MAINTENANCE
26-0760 MISC FITTINGS FOR PLUMBING EMERGENCIES - EV	P-15293	2015v	7.56	462900 - PLUMBING MAINTENANCE
U=1004DAOA :26-0778 7" START COLLARS	P-15294	6956	40.88	462200 - HVAC / HVACR MAINTENANCE
U=1004DAOA :26-0778 6" START COLLARS	P-15294	6956	11.06	462200 - HVAC / HVACR MAINTENANCE
U=1004DAOA :26-0778 6" FLEX DUCT, BY FT	P-15294	6956	52.75	462200 - HVAC / HVACR MAINTENANCE
U=1004DAOA :26-0778 7" FLEX DUCT, BY FT	P-15294	6956	414.75	462200 - HVAC / HVACR MAINTENANCE
START COLLAR	P-15294	6956	19.83	462200 - HVAC / HVACR MAINTENANCE
26-0887 WHITE URINAL	P-15370	2005	119.08	462900 - PLUMBING MAINTENANCE

## Payment Detail

Bank=bomops AND mm/yy=02/2026-02/2026 AND All Checks=Yes AND Include Voids=All Checks

26-0887 CHOME PLATED FLUSH VALVE	P-15370	2005	117.91	462900 - PLUMBING MAINTENANCE
	P-15370	2005	-4.74	462900 - PLUMBING MAINTENANCE
	P-15375	2015v	-4.99	462900 - PLUMBING MAINTENANCE
	P-15375	2015v	-2.70	442300 - OPERATING SUPPLIES
26-0980 14 X 14 WHITE ACCESS PANELS	P-15375	2015v	244.96	462900 - PLUMBING MAINTENANCE
26-0980 1 1/2" TAILPIECE WASHERS	P-15375	2015v	4.32	462900 - PLUMBING MAINTENANCE
26-0980 6LB THRIFT CLEANER	P-15375	2015v	135.06	442300 - OPERATING SUPPLIES
26-1015 BLU QR UV STICK LIGHTS FOR A/C UNIT	P-15429	1329	150.00	462200 - HVAC / HVACR MAINTENANCE
	P-15429	1329	-3.00	462200 - HVAC / HVACR MAINTENANCE
<b>Total 82501 (bomops) - COBURNS (coburns) - 02/06/26 (02/26)</b>			<b>1,315.07</b>	
<b>82502 (bomops) - CONSOLIDATED TRUCK PARTS &amp; SERVICE (contru) - 02/06/26 (02/26)</b>				
26-0992 REPAIR ENGINE OIL LEAK AND REPLACE OIL COOLER2006 INTERNATIONA	P-15424	2101	3,450.58	461600 - EQUIPMENT MAINTENANCE
REPAIR ENGINE OIL LEAK	P-15424	2101	273.45	461600 - EQUIPMENT MAINTENANCE
<b>Total 82502 (bomops) - CONSOLIDATED TRUCK PARTS &amp; SERVICE (contru) - 02/06/26 (02/26)</b>			<b>3,724.03</b>	
<b>82503 (bomops) - CRYSTAL CLEAR PREMIUM WATERS LLC (crystal) - 02/06/26 (02/26)</b>				
M26-0066 WATER COOLER RENTAL	P-15413	6956	9.35	441800 - EQUIPMENT - RENTAL
M26-0066 WATER COOLER RENTAL	P-15413	1103dao	9.35	441800 - EQUIPMENT - RENTAL
M26-0066 WATER COOLER RENTAL	P-15413	1108dao	9.35	441800 - EQUIPMENT - RENTAL
M26-0066 5 GALLON BOTTLE-2	P-15413	6956	15.90	442300 - OPERATING SUPPLIES
M26-0066 5 GALLON BOTTLE-2	P-15413	1108dao	15.90	442300 - OPERATING SUPPLIES
M26-0066 5 GALLON BOTTLE-1	P-15413	1103dao	15.90	442300 - OPERATING SUPPLIES
<b>Total 82503 (bomops) - CRYSTAL CLEAR PREMIUM WATERS LLC (crystal) - 02/06/26 (02/26)</b>			<b>75.75</b>	
<b>82504 (bomops) - CSP ALEXANDRIA INC (cspalex) - 02/06/26 (02/26)</b>				
26-0836 FIRE EXTINGUISHER DECALS	P-15420	1100	5.97	442300 - OPERATING SUPPLIES
26-0836 DANGER - HIGH VOLTAGE DECALS	P-15420	1100	44.85	442300 - OPERATING SUPPLIES
<b>Total 82504 (bomops) - CSP ALEXANDRIA INC (cspalex) - 02/06/26 (02/26)</b>			<b>50.82</b>	
<b>82505 (bomops) - CUNNINGHAM PURE WATER (cunwat) - 02/06/26 (02/26)</b>				
02/2026 RENTAL TANKLESS WATER SYSTEM FOR KITCHEN ENGLAND AIRPARK RES	P-15496	6956	106.13	441800 - EQUIPMENT - RENTAL
<b>Total 82505 (bomops) - CUNNINGHAM PURE WATER (cunwat) - 02/06/26 (02/26)</b>			<b>106.13</b>	
<b>82506 (bomops) - D&amp;T WHOLESALE FURNITURE &amp; (dandtwh) - 02/06/26 (02/26)</b>				
26-1012 CONFERENCE ROOM CHIARS WITH CASTERS, BLUE	P-15327	1611	2,400.00	442200 - OFFICE SUPPLIES
26-1022 SIDE CHAIRS, MULTI-STRIPE FABRIC	P-15378	1611	250.00	442200 - OFFICE SUPPLIES
26-1022 SIDE CHAIRS, SOLID FABRIC	P-15378	1611	250.00	442200 - OFFICE SUPPLIES
<b>Total 82506 (bomops) - D&amp;T WHOLESALE FURNITURE &amp; (dandtwh) - 02/06/26 (02/26)</b>			<b>2,900.00</b>	
<b>82507 (bomops) - DAVID BROUSSARD (davidbro) - 02/06/26 (02/26)</b>				
MEALS NEXT MOVE GROUP NEW ORLEANS	P-15451	1611	120.00	424100 - TRAVEL
UBER WASHINGTON DC	P-15473	1611	38.97	424100 - TRAVEL
<b>Total 82507 (bomops) - DAVID BROUSSARD (davidbro) - 02/06/26 (02/26)</b>			<b>158.97</b>	
<b>82508 (bomops) - DAVID BRADY PAINTING AND WALLPAPER (dbrady) - 02/06/26 (02/26)</b>				
26-0860 PAINT EXTERIOR OF 1019 ROYCE	P-15492	1019roy	2,000.00	950500 - EEIDD FUNDED
<b>Total 82508 (bomops) - DAVID BRADY PAINTING AND WALLPAPER (dbrady) - 02/06/26 (02/26)</b>			<b>2,000.00</b>	
<b>82509 (bomops) - DOGGETT MACHINERY SERVICES (doggettm) - 02/06/26 (02/26)</b>				
26-1068 OIL FILTER	P-15437	2101	23.48	461600 - EQUIPMENT MAINTENANCE
26-1068 FILTER ELEMENT	P-15437	2101	52.08	461600 - EQUIPMENT MAINTENANCE
26-1068 FILTER ELEMENT	P-15437	2101	61.17	461600 - EQUIPMENT MAINTENANCE
26-1068 HYD FILTER	P-15437	2101	141.24	461600 - EQUIPMENT MAINTENANCE
26-1068 AIR FILTER	P-15437	2101	46.03	461600 - EQUIPMENT MAINTENANCE
26-1068 FILTER ELEMENT	P-15437	2101	70.27	461600 - EQUIPMENT MAINTENANCE
26-1068 OIL FILTER SEAL	P-15437	2101	6.31	461600 - EQUIPMENT MAINTENANCE
<b>Total 82509 (bomops) - DOGGETT MACHINERY SERVICES (doggettm) - 02/06/26 (02/26)</b>			<b>400.58</b>	
<b>82510 (bomops) - ELECTRIC TIME COMPANY (electt) - 02/06/26 (02/26)</b>				

**Payment Detail**

Bank=bomops AND mm/yy=02/2026-02/2026 AND All Checks=Yes AND Include Voids=All Checks

26-0795 REPAIR COST FOR CONVERTING TIME CLOCK IN AIRPORT TERMINAL TO L P-15419	1100		719.00	950400 - CFC FUNDED
26-0795 SHIPPING	P-15419	1100	281.00	950400 - CFC FUNDED
<b>Total 82510 (bomops) - ELECTRIC TIME COMPANY (electt) - 02/06/26 (02/26)</b>			<b>1,000.00</b>	
<b>82511 (bomops) - FLYNN BUILDING SPECIALTIES INC (flynnbid) - 02/06/26 (02/26)</b>				
26-0936 CUT HOLE IN BUILDING 1433, FRAME OPENING AND INSTALL 16'X14' SHEI P-15371	2108		8,895.00	461400 - COMMERCIAL BUILDING MAINTENANCE
<b>Total 82511 (bomops) - FLYNN BUILDING SPECIALTIES INC (flynnbid) - 02/06/26 (02/26)</b>			<b>8,895.00</b>	
<b>82512 (bomops) - INFORMA PRINCETON LLC (infopri) - 02/06/26 (02/26)</b>				
M25-1106 AIR SERVICE DEVELOPMENT	P-15409	1611	3,777.45	452300 - PROFESSIONAL SERVICES - CONSULTING
AIR SERVICE	P-15409	1611	1,830.55	452300 - PROFESSIONAL SERVICES - CONSULTING
<b>Total 82512 (bomops) - INFORMA PRINCETON LLC (infopri) - 02/06/26 (02/26)</b>			<b>5,608.00</b>	
<b>82513 (bomops) - JOSEPH PAINT INC. (josephpa) - 02/06/26 (02/26)</b>				
26-0918 5 GALLON PAINT GRID	P-15421	2015v	17.40	462700 - PAINTING MAINTENANCE
26-0918 9" ROLLER FRAMES	P-15421	2015v	14.64	462700 - PAINTING MAINTENANCE
26-0918 2 PK 180 GRIT DRYWALL SANDING SCREENS	P-15421	2015v	47.40	462700 - PAINTING MAINTENANCE
26-0918 100 GRIT DRYWALL SANDING SCREENS	P-15421	2015v	57.30	462700 - PAINTING MAINTENANCE
26-0994 5 GALLONS NAVAJO WHITE SEMI-GLOSS LATEX PAINT	P-15425	2015v	506.16	462700 - PAINTING MAINTENANCE
U=B-1631 :26-0928 FURNISH AND INSTALL APPROX 240 LINEAR FT OF BLACK 6" CI P-15493	usastl		754.76	461400 - COMMERCIAL BUILDING MAINTENANCE
<b>Total 82513 (bomops) - JOSEPH PAINT INC. (josephpa) - 02/06/26 (02/26)</b>			<b>1,397.66</b>	
<b>82514 (bomops) - KDM ELECTRIC (kdmelec) - 02/06/26 (02/26)</b>				
26-0818 CONVERT MILITARY RAMP HIGH MAST LIGHTS TO LED	P-15367	1100	10,980.00	441100 - AIRFIELD LIGHTING
<b>Total 82514 (bomops) - KDM ELECTRIC (kdmelec) - 02/06/26 (02/26)</b>			<b>10,980.00</b>	
<b>82515 (bomops) - KLAX TV (klaxtv) - 02/06/26 (02/26)</b>				
12/2025 STREAMING ADS PLUS BONUS BANNER ADS AND 30 SECOND COMMERCIAL P-15290	6956		500.00	421050 - ADVERTISING
<b>Total 82515 (bomops) - KLAX TV (klaxtv) - 02/06/26 (02/26)</b>			<b>500.00</b>	
<b>82516 (bomops) - LEIGH ANN PURVIS (leighann) - 02/06/26 (02/26)</b>				
PARKING, VALET NEW ORLEANS	P-15449	1100	10.89	424100 - TRAVEL
PARKING, VALET NEW ORLEANS	P-15449	1611	10.88	424100 - TRAVEL
<b>Total 82516 (bomops) - LEIGH ANN PURVIS (leighann) - 02/06/26 (02/26)</b>			<b>21.77</b>	
<b>82517 (bomops) - LOEWER LAWN &amp; CYCLE CENTER (loewer) - 02/06/26 (02/26)</b>				
26-1010 OIL FILTER	P-15325	2101	24.99	461600 - EQUIPMENT MAINTENANCE
26-1010 FUEL FILTER	P-15325	2101	30.49	461600 - EQUIPMENT MAINTENANCE
26-1010 ASSY ELEMENT	P-15325	2101	30.49	461600 - EQUIPMENT MAINTENANCE
26-1010 HYD FILTER	P-15325	2101	123.98	461600 - EQUIPMENT MAINTENANCE
26-1010 HYD OIL 4DT2	P-15325	2101	280.98	461600 - EQUIPMENT MAINTENANCE
<b>Total 82517 (bomops) - LOEWER LAWN &amp; CYCLE CENTER (loewer) - 02/06/26 (02/26)</b>			<b>490.93</b>	
<b>82518 (bomops) - LOWE'S (lowes) - 02/06/26 (02/26)</b>				
26-1047 36" INSWING LH EXTERIOR DOOR	P-15410	1015roy	69.40	463100 - RESIDENTIAL / APARTMENT MAINTENANCE
26-1047 LUMBER TO FRAME OUTDOOR FRAME AND FIX SOFFIT ON SIDE	P-15410	1015roy	59.32	463100 - RESIDENTIAL / APARTMENT MAINTENANCE
26-1047 LUMBER TO FRAME OUTDOOR FRAME AND FIX SOFFIT ON SIDE	P-15411	1015roy	41.02	463100 - RESIDENTIAL / APARTMENT MAINTENANCE
26-1063 10' PIECES OF CORNER BEADING	P-15434	1012sch	158.40	950500 - EEIDD FUNDED
26-1063 R13 INSULATION FOR WALL	P-15434	1012sch	603.40	950500 - EEIDD FUNDED
26-1071 CEILING FAN BOXES	P-15438	2015v	147.32	463100 - RESIDENTIAL / APARTMENT MAINTENANCE
26-1071 CEILING FAN BOXES	P-15439	2015v	52.68	463100 - RESIDENTIAL / APARTMENT MAINTENANCE
26-1071 QUARTER ROUND MOLDING	P-15439	2015v	140.76	463100 - RESIDENTIAL / APARTMENT MAINTENANCE
26-1078 HEAT LAMP BULBS	P-15444	2015v	167.85	463100 - RESIDENTIAL / APARTMENT MAINTENANCE
26-1080 40 GALLON TALL WATER HEATERS, NATURAL GAS	P-15446	2015v	1,158.00	441300 - APPLIANCES
26-1080 OVER THE STOVE MICROWAVES, WHITE MIDEA, 1.6CU FT	P-15446	2015v	540.00	441300 - APPLIANCES
26-1080 OVER THE STOVE MICROWAVES, BLACK MIDEA, 1.6CU FT	P-15446	2015v	179.75	441300 - APPLIANCES
<b>Total 82518 (bomops) - LOWE'S (lowes) - 02/06/26 (02/26)</b>			<b>3,317.90</b>	
<b>82519 (bomops) - LWCC (lwcc) - 02/06/26 (02/26)</b>				
12/2025 WORKERS COMP INSURANCE	P-15477	finprop	3,598.83	243000 - WORKERS' COMP INS PAYABLE

**Payment Detail**

Bank=bomops AND mm/yy=02/2026-02/2026 AND All Checks=Yes AND Include Voids=All Checks

<b>Total 82519 (bomops) - LWCC (lwcc) - 02/06/26 (02/26)</b>				<b>3,598.83</b>
<b>82520 (bomops) - MELVIN TYLER (melvin) - 02/06/26 (02/26)</b>				
U=1023NORB :26-1018 INTERIOR & EXTERIOR PAINTING & REPAIRS: LIVING ROOI P-15430	6956		3,800.00	462700 - PAINTING MAINTENANCE
U=1019DAOA :26-1075 PAINT ENTIRE MASTER BATH INCL REPAIRING SECTIONS C P-15442	6956		600.00	462700 - PAINTING MAINTENANCE
U=1305NORA :26-1076 REPAIR HOLE IN MASTER BEDROOM CLOSET CEILING AND P-15443	6956		500.00	462700 - PAINTING MAINTENANCE
U=1305NORA :26-1076 KILZ AND PAINT WALLS OF MASTER BEDROOM CLOSET P-15443	6956		200.00	462700 - PAINTING MAINTENANCE
<b>Total 82520 (bomops) - MELVIN TYLER (melvin) - 02/06/26 (02/26)</b>				<b>5,100.00</b>
<b>82521 (bomops) - MEYER, MEYER, LACROIX &amp; HIXSON (meymey) - 02/06/26 (02/26)</b>				
THROUGH 12/26/25 ENGINEERING TASK ORDER 3 - BAGGAGE P-15417	1100		9,750.00	950300 - PFC FUNDED
<b>Total 82521 (bomops) - MEYER, MEYER, LACROIX &amp; HIXSON (meymey) - 02/06/26 (02/26)</b>				<b>9,750.00</b>
<b>82522 (bomops) - MOORE-GRANT TIRE &amp; SERVICE (moore-gr) - 02/06/26 (02/26)</b>				
26-1005 TIRES FOR KEITH'S RAMVIN#3C6LR4AT8JG376971 LP#259276 P-15428	2113		298.00	463600 - VEHICLE MAINTENANCE
26-1005 MOUNT, BALNACE, TPMS AND DISPOSAL P-15428	2113		72.30	463600 - VEHICLE MAINTENANCE
<b>Total 82522 (bomops) - MOORE-GRANT TIRE &amp; SERVICE (moore-gr) - 02/06/26 (02/26)</b>				<b>370.30</b>
<b>82523 (bomops) - NAPA AUTO PARTS (napa) - 02/06/26 (02/26)</b>				
26-1001 BATTERY FOR LANDSIDE MINIHOE VIN#JJGN58EPCR778738 P-15426	2015v		136.64	461600 - EQUIPMENT MAINTENANCE
26-1001 BATTERIES FOR LANDSIDE BACKHOE VIN#JJGN58EPCR778738 P-15426	2015v		301.30	461600 - EQUIPMENT MAINTENANCE
26-1002 AIR FILTER FOR PONY MOTOR ON ISUZU SWEEPER P-15427	2113		45.68	461600 - EQUIPMENT MAINTENANCE
26-1002 AIR FILTER FOR PONY MOTOR ON ISUZU SWEEPER P-15427	2113		77.92	461600 - EQUIPMENT MAINTENANCE
26-1002 OIL FILTER FOR PONY MOTOR ON ISUZU SWEEPER P-15427	2113		26.78	461600 - EQUIPMENT MAINTENANCE
26-1065 CASES OF DE-ICER P-15435	1100		132.48	463300 - TERMINAL BUILDING MAINTENANCE
26-1065 CASES OF WD-40 P-15435	1100		33.66	463300 - TERMINAL BUILDING MAINTENANCE
26-1065 CANS OF SILICONE BLASTER P-15435	1100		13.18	463300 - TERMINAL BUILDING MAINTENANCE
26-1065 CANS OF PB BLASTER PENETRATING LUBRICANT P-15435	1100		19.83	463300 - TERMINAL BUILDING MAINTENANCE
<b>Total 82523 (bomops) - NAPA AUTO PARTS (napa) - 02/06/26 (02/26)</b>				<b>787.47</b>
<b>82524 (bomops) - NOWLIN LAW FIRM LLC (nowlin) - 02/06/26 (02/26)</b>				
01/2026 LEGAL SERVICES P-15467	finprop		450.00	452200 - PROFESSIONAL SERVICES - LEGAL
01/2026 LEGAL SERVICES P-15468	finprop		75.00	850000 - PROFESSIONAL SERVICES - LITIGATION
01/2026 LEGAL SERVICES P-15469	finprop		2.10	452200 - PROFESSIONAL SERVICES - LEGAL
01/2026 LEGAL SERVICES P-15470	finprop		8,650.55	452200 - PROFESSIONAL SERVICES - LEGAL
01/2026 LEGAL SERVICES P-15471	finprop		25.00	452200 - PROFESSIONAL SERVICES - LEGAL
01/2026 LEGAL SERVICES P-15472	finprop		6,025.10	452200 - PROFESSIONAL SERVICES - LEGAL
<b>Total 82524 (bomops) - NOWLIN LAW FIRM LLC (nowlin) - 02/06/26 (02/26)</b>				<b>15,227.75</b>
<b>82525 (bomops) - OAKWING GOLF COURSE (oakwng) - 02/06/26 (02/26)</b>				
LUNCH MEETING GOLF COURSE MGMT P-15455	1611		68.04	423100 - PROMOTIONS/SPONSORSHIPS
<b>Total 82525 (bomops) - OAKWING GOLF COURSE (oakwng) - 02/06/26 (02/26)</b>				<b>68.04</b>
<b>82526 (bomops) - PETTY CASH (pettycas) - 02/06/26 (02/26)</b>				
TEES FOR DISHWASHER P-15407	2015v		19.16	462900 - PLUMBING MAINTENANCE
KITCHEN SUPPLIES FOR OFFICE P-15407	1611		59.14	442200 - OFFICE SUPPLIES
LIBRARY BOOKS FOR ENGLAND OAKS P-15407	6956		45.48	454100 - OTHER SERVICES
RIBBONS FROM HOBBY LOBBY P-15407	1100		52.77	442300 - OPERATING SUPPLIES
RUST REMOVAL BACK UP PAD P-15407	2015v		23.98	463100 - RESIDENTIAL / APARTMENT MAINTENANCE
LIBRARY BOOKS FOR ENGLAND OAKS P-15407	6956		46.70	454100 - OTHER SERVICES
TEA FOR OFFICE P-15407	1611		10.23	442200 - OFFICE SUPPLIES
LOWES SUPPLIES FOR TREE AT TERMINAL P-15407	1100		44.82	442300 - OPERATING SUPPLIES
LIBRARY BOOKS FOR ENGLAND OAKS P-15407	6956		44.51	454100 - OTHER SERVICES
BOLTS & NUTS FOR BARRICADE PANELS P-15407	1100		38.72	442300 - OPERATING SUPPLIES
BROOM FOR AIRFIELD SHOP P-15407	2015v		11.05	442300 - OPERATING SUPPLIES
CONTAINERS TO PUT DRINKS IN AT LUNCHEON P-15407	1100		16.10	442300 - OPERATING SUPPLIES
COMPUTER JACKS FOR MAIN OFFICE P-15407	1611		32.14	461400 - COMMERCIAL BUILDING MAINTENANCE
SPOONS, FORKS FOR OFFICE P-15407	1611		28.18	442200 - OFFICE SUPPLIES
CAR WASH FOR ENGLAND OAKS VAN P-15407	6956		10.00	463600 - VEHICLE MAINTENANCE
MICROWAVE FOR DOWNSTAIRS OFFICE P-15407	1611		79.56	441700 - EQUIPMENT - PURCHASES

**Payment Detail**

Bank=bomops AND mm/yy=02/2026-02/2026 AND All Checks=Yes AND Include Voids=All Checks

LIBRARY BOOKS FOR ENGLAND OAKS	P-15407	6956	45.21	454100 - OTHER SERVICES
SAND FOR TERMINAL ICE STORM	P-15407	1100	78.10	442300 - OPERATING SUPPLIES
<b>Total 82526 (bomops) - PETTY CASH (pettycas) - 02/06/26 (02/26)</b>			<b>685.85</b>	
<b>82527 (bomops) - RALPH HENNESSY (ralphh) - 02/06/26 (02/26)</b>				
HOTEL, MEALS NEW MOVE GROUP NEW ORLEANS	P-15452	1611	426.07	424100 - TRAVEL
UBER WASHINGTON DC	P-15475	1611	282.67	424100 - TRAVEL
<b>Total 82527 (bomops) - RALPH HENNESSY (ralphh) - 02/06/26 (02/26)</b>			<b>708.74</b>	
<b>82528 (bomops) - RANDY'S ONE SHOP INC. (randys) - 02/06/26 (02/26)</b>				
26-1011 OIL CAP	P-15326	2101	9.99	461600 - EQUIPMENT MAINTENANCE
26-1011 BAR CHAIN STUD, FORWARD	P-15326	2101	8.93	461600 - EQUIPMENT MAINTENANCE
26-1011 BAR CHAIN STUD, REAR	P-15326	2101	8.93	461600 - EQUIPMENT MAINTENANCE
26-1011 BAR CHAIN NUTS	P-15326	2101	7.98	461600 - EQUIPMENT MAINTENANCE
<b>Total 82528 (bomops) - RANDY'S ONE SHOP INC. (randys) - 02/06/26 (02/26)</b>			<b>35.83</b>	
<b>82529 (bomops) - RAPIDES PARISH SHERIFF DEPT. (rapsheri) - 02/06/26 (02/26)</b>				
12/2025 AIRPARK SECURITY AUGUST 2025-JUNE 2026	P-15479	finprop	25,391.88	451200 - CONTRACT LABOR - SECURITY
<b>Total 82529 (bomops) - RAPIDES PARISH SHERIFF DEPT. (rapsheri) - 02/06/26 (02/26)</b>			<b>25,391.88</b>	
<b>82530 (bomops) - RED RIVER GLASS (redrivgl) - 02/06/26 (02/26)</b>				
U=1207MAP :26-1025 REPAIR TO BROKEN WINDOWPANE	P-15381	1200map	198.00	463100 - RESIDENTIAL / APARTMENT MAINTENANCE
<b>Total 82530 (bomops) - RED RIVER GLASS (redrivgl) - 02/06/26 (02/26)</b>			<b>198.00</b>	
<b>82531 (bomops) - REGIONS BANK (regionba) - 02/06/26 (02/26)</b>				
GAS CHARGES FOR TRANSPORTATION VAN	P-15454	6956	215.26	442000 - FUEL & OIL
CENLA CATERING BOARD MEETING	P-15454	1611	207.40	421200 - BOARD EXPENSE
GOOGLE ADS 12/2025, 01/2026	P-15454	1100	1,066.82	421050 - ADVERTISING
GOOGLE ADS 12/2025, 01/2026	P-15454	finprop	711.21	421050 - ADVERTISING
CREDIT HAMPTON INN TALLAHASSEE	P-15454	1611	-203.07	424100 - TRAVEL
UTILITY PANELS TRACTOR SUPPLY	P-15454	1100	1,055.88	442700 - WILDLIFE CONTROL
COLLECTOR BOXES FOR FURNACES	P-15454	6956	287.04	462200 - HVAC / HVAC MAINTENANCE
AMERICAN AIRLINES WASHINGTON DC	P-15454	1611	613.96	424100 - TRAVEL
AMERICAN AIRLINES WASHINGTON DC	P-15454	1611	676.97	424100 - TRAVEL
FACEBOOK ADS	P-15454	1611	1,236.32	421050 - ADVERTISING
CENLA WEATHER	P-15454	finprop	280.00	421050 - ADVERTISING
CENLA WEATHER	P-15454	1100	420.00	421050 - ADVERTISING
MAILCHIMP	P-15454	1100	17.25	421050 - ADVERTISING
MAILCHIMP	P-15454	finprop	11.50	421050 - ADVERTISING
PRAL LUNCHEON	P-15454	1100	12.81	422100 - EDUCATION / TRAINING
PRAL LUNCHEON	P-15454	finprop	12.80	422100 - EDUCATION / TRAINING
HERBICIDE APPLICATORS MATERIAL	P-15454	1100	151.72	422100 - EDUCATION / TRAINING
LOOMACRES WILDLIFE MGMT	P-15454	1100	1,645.00	422100 - EDUCATION / TRAINING
CREDIT HAMPTON INN TALLAHASSEE	P-15454	1100	-203.06	424100 - TRAVEL
<b>Total 82531 (bomops) - REGIONS BANK (regionba) - 02/06/26 (02/26)</b>			<b>8,215.81</b>	
<b>82532 (bomops) - ROBIN EWING POOL SUPPLIES INC. (robinewi) - 02/06/26 (02/26)</b>				
01/2026 CLEANING SERVICE	P-15414	1108dao	210.00	454100 - OTHER SERVICES
01/2026 SUPPLIES FOR MAINTENANCE & CLEANING	P-15414	1108dao	190.21	442300 - OPERATING SUPPLIES
<b>Total 82532 (bomops) - ROBIN EWING POOL SUPPLIES INC. (robinewi) - 02/06/26 (02/26)</b>			<b>400.21</b>	
<b>82533 (bomops) - SAMS CLUB DIRECT (samsclub) - 02/06/26 (02/26)</b>				
26-1066 MINI FRIDGE FOR CONFERENCE ROOM	P-15436	1100	199.00	441700 - EQUIPMENT - PURCHASES
26-1066 CASE OF WATER	P-15436	1100	6.48	442300 - OPERATING SUPPLIES
26-1066 CASE OF COKE	P-15436	1100	18.48	442300 - OPERATING SUPPLIES
26-1066 CASE OF DIET COKE	P-15436	1100	18.48	442300 - OPERATING SUPPLIES
26-1066 CASE OF DR. PEPPER	P-15436	1100	18.48	442300 - OPERATING SUPPLIES
26-1066 CASE OF SPRITE	P-15436	1100	18.48	442300 - OPERATING SUPPLIES
<b>Total 82533 (bomops) - SAMS CLUB DIRECT (samsclub) - 02/06/26 (02/26)</b>			<b>279.40</b>	

**Payment Detail**

Bank=bomops AND mm/yy=02/2026-02/2026 AND All Checks=Yes AND Include Voids=All Checks

<b>82534 (bomops) - SCOTT GAMMEL (scottgam) - 02/06/26 (02/26)</b>			
UBER WASHINGTON DC	P-15474	1611	394.67 424100 - TRAVEL
<b>Total 82534 (bomops) - SCOTT GAMMEL (scottgam) - 02/06/26 (02/26)</b>			<b>394.67</b>
<b>82535 (bomops) - SIGN EDGE USA LLC (signedge) - 02/06/26 (02/26)</b>			
26-0567 COST FOR HANGING TWO MURALS ON SECOND FLOOR WALL AT AIRPORT	P-15416	1100	4,155.00 950500 - EEIDD FUNDED
26-0470 CHANGE OUT THE MURAL ON SECOND FLOOR AIRPORT TERMINAL	P-15418	1100	1,389.74 950400 - CFC FUNDED
26-0470 REMOVE EXISTING AND INSTALL NEW SIGN	P-15418	1100	1,200.00 950400 - CFC FUNDED
<b>Total 82535 (bomops) - SIGN EDGE USA LLC (signedge) - 02/06/26 (02/26)</b>			<b>6,744.74</b>
<b>82536 (bomops) - SMART CONNECT, LLC (smartconnect) - 02/06/26 (02/26)</b>			
26-1074 LABOR TO RESET OPEN/CLOSE LIMIT SWITCHES ON NORMAN DRIVE GATE	P-15441	6956	75.00 461600 - EQUIPMENT MAINTENANCE
26-1074 SERVICE CALL FEE	P-15441	6956	125.00 461600 - EQUIPMENT MAINTENANCE
<b>Total 82536 (bomops) - SMART CONNECT, LLC (smartconnect) - 02/06/26 (02/26)</b>			<b>200.00</b>
<b>82537 (bomops) - STORER EQUIPMENT CO., INC. (storereq) - 02/06/26 (02/26)</b>			
26-1044 REPAIR COST FOR AIR HANDLER 8 IN CONTROL TOWER DUE TO ISSUES V	P-15384	1100	200.00 462200 - HVAC / HVACR MAINTENANCE
<b>Total 82537 (bomops) - STORER EQUIPMENT CO., INC. (storereq) - 02/06/26 (02/26)</b>			<b>200.00</b>
<b>82538 (bomops) - OPTIMUM (sudlink) - 02/06/26 (02/26)</b>			
02/2026 1100 FRANK ANDREWS	P-15456	1100	593.22 431000 - UTILITIES - CABLE / INTERNET
<b>Total 82538 (bomops) - OPTIMUM (sudlink) - 02/06/26 (02/26)</b>			<b>593.22</b>
<b>82539 (bomops) - OPTIMUM (sudlink) - 02/06/26 (02/26)</b>			
02/2026 1103 DAOUST DR	P-15457	1103dao	232.88 431000 - UTILITIES - CABLE / INTERNET
<b>Total 82539 (bomops) - OPTIMUM (sudlink) - 02/06/26 (02/26)</b>			<b>232.88</b>
<b>82540 (bomops) - OPTIMUM (sudlink) - 02/06/26 (02/26)</b>			
02/2026 6956 ENGLAND DR	P-15458	6956	533.78 431000 - UTILITIES - CABLE / INTERNET
<b>Total 82540 (bomops) - OPTIMUM (sudlink) - 02/06/26 (02/26)</b>			<b>533.78</b>
<b>82541 (bomops) - OPTIMUM (sudlink) - 02/06/26 (02/26)</b>			
02/2026 CABLE INTERNET ADMIN BLDG	P-15461	1611	355.70 431000 - UTILITIES - CABLE / INTERNET
<b>Total 82541 (bomops) - OPTIMUM (sudlink) - 02/06/26 (02/26)</b>			<b>355.70</b>
<b>82542 (bomops) - OPTIMUM (sudlink) - 02/06/26 (02/26)</b>			
02/2026 1611 ARNOLD DRIVE	P-15462	1611	113.10 431000 - UTILITIES - CABLE / INTERNET
<b>Total 82542 (bomops) - OPTIMUM (sudlink) - 02/06/26 (02/26)</b>			<b>113.10</b>
<b>82543 (bomops) - SUMMER STEINER (summerst) - 02/06/26 (02/26)</b>			
HOTEL, MEALS AAAE FINANCE AMELIA ISLAND FL	P-15450	1611	897.76 424100 - TRAVEL
<b>Total 82543 (bomops) - SUMMER STEINER (summerst) - 02/06/26 (02/26)</b>			<b>897.76</b>
<b>82544 (bomops) - TETERS FAUCET PARTS (tetersfa) - 02/06/26 (02/26)</b>			
26-0982 PLUMBING SUPPLIES	P-15423	2015v	442.54 462900 - PLUMBING MAINTENANCE
26-0982 PLUMBING SUPPLIES	P-15423	2015v	442.53 462900 - PLUMBING MAINTENANCE
<b>Total 82544 (bomops) - TETERS FAUCET PARTS (tetersfa) - 02/06/26 (02/26)</b>			<b>885.07</b>
<b>82545 (bomops) - WASTE CONNECTIONS BAYOU INC (wcbayoui) - 02/06/26 (02/26)</b>			
1107 DAOUST DR PICKUP 02/2026	P-15390	1107dao	434.03 435000 - UTILITIES - WASTE COLLECTION
02/2026 COMMERCIAL PICKUP	P-15398	1611	121.68 435000 - UTILITIES - WASTE COLLECTION
02/2026 COMMERCIAL PICKUP	P-15398	2101	121.68 435000 - UTILITIES - WASTE COLLECTION
02/2026 COMMERCIAL PICKUP	P-15398	1100	972.64 435000 - UTILITIES - WASTE COLLECTION
02/2026 COMMERCIAL PICKUP	P-15398	2235	121.68 435000 - UTILITIES - WASTE COLLECTION
02/2026 COMMERCIAL PICKUP	P-15398	2015v	121.68 435000 - UTILITIES - WASTE COLLECTION
02/2026 COMMERCIAL PICKUP	P-15398	2113	121.68 435000 - UTILITIES - WASTE COLLECTION
02/2026 COMMERCIAL PICKUP	P-15398	1718	243.16 435000 - UTILITIES - WASTE COLLECTION
<b>Total 82545 (bomops) - WASTE CONNECTIONS BAYOU INC (wcbayoui) - 02/06/26 (02/26)</b>			<b>2,258.23</b>
<b>82546 (bomops) - ZULTYS. INC (zultys) - 02/06/26 (02/26)</b>			

**Payment Detail**

Bank=bomops AND mm/yy=02/2026-02/2026 AND All Checks=Yes AND Include Voids=All Checks

02/2026 PHONE SERVICE LAND	P-15489	1611	240.91	434000 - UTILITIES - PHONE SERVICE - LAND
02/2026 PHONE SERVICE LAND	P-15489	1611	60.22	434000 - UTILITIES - PHONE SERVICE - LAND
02/2026 PHONE SERVICE LAND	P-15489	1611	361.30	434000 - UTILITIES - PHONE SERVICE - LAND
02/2026 PHONE SERVICE LAND	P-15489	1611	421.48	434000 - UTILITIES - PHONE SERVICE - LAND
02/2026 PHONE SERVICE LAND	P-15489	2101	60.20	434000 - UTILITIES - PHONE SERVICE - LAND
02/2026 PHONE SERVICE LAND	P-15489	1100	361.25	434000 - UTILITIES - PHONE SERVICE - LAND
02/2026 PHONE SERVICE LAND	P-15489	1329	361.26	434000 - UTILITIES - PHONE SERVICE - LAND
02/2026 PHONE SERVICE LAND	P-15489	1100	60.21	434000 - UTILITIES - PHONE SERVICE - LAND
02/2026 PHONE SERVICE LAND	P-15489	1611	180.63	434000 - UTILITIES - PHONE SERVICE - LAND
02/2026 PHONE SERVICE LAND	P-15489	6956	361.26	434000 - UTILITIES - PHONE SERVICE - LAND
<b>Total 82546 (bomops) - ZULTYS. INC (zultys) - 02/06/26 (02/26)</b>			<b>2,468.72</b>	
<b>82547 (bomops) - JULIUS HOBDY (jhobdy) - 02/06/26 (02/26)</b>				
DUPLICATE RENT PAYMENT	P-15498	1100ced	921.85	351100 - LEASES
<b>Total 82547 (bomops) - JULIUS HOBDY (jhobdy) - 02/06/26 (02/26)</b>			<b>921.85</b>	
<b>82548 (bomops) - 4-FORTY SCREENS &amp; STITCHES (4-fortys) - 02/13/26 (02/26)</b>				
26-1035 STAR WITH STRIPE CUT OUT FOR EAP SIGNS	P-15491	finprop	1,785.00	950500 - EEIDD FUNDED
<b>Total 82548 (bomops) - 4-FORTY SCREENS &amp; STITCHES (4-fortys) - 02/13/26 (02/26)</b>			<b>1,785.00</b>	
<b>82549 (bomops) - ADVANCED OFFICE SYSTEMS INC (advoffi) - 02/13/26 (02/26)</b>				
01/2026 COPIER MAINTENANCE TOSHIBA 4525 AND 5525	P-15505	1611	228.38	461600 - EQUIPMENT MAINTENANCE
<b>Total 82549 (bomops) - ADVANCED OFFICE SYSTEMS INC (advoffi) - 02/13/26 (02/26)</b>			<b>228.38</b>	
<b>82550 (bomops) - ALLEN JENKINS CONTRACTOR, INC (allenje) - 02/13/26 (02/26)</b>				
26-1110 PARTS AND LABOR ON MAIN OFFICE GENERATOR CONTROL PANEL	P-15570	1611	959.71	461600 - EQUIPMENT MAINTENANCE
<b>Total 82550 (bomops) - ALLEN JENKINS CONTRACTOR, INC (allenje) - 02/13/26 (02/26)</b>			<b>959.71</b>	
<b>82551 (bomops) - AMAZON CAPITAL SERVICES (amazon) - 02/13/26 (02/26)</b>				
26-0979 5.5 GALLON DIESEL CANS	P-15308	2015v	69.42	442500 - SMALL TOOLS & EQUIPMENT
26-0979 BACKPACK SPRAYER	P-15308	2015v	53.48	442500 - SMALL TOOLS & EQUIPMENT
26-0979 4.5" DIAMOND BLADES, 5 PK	P-15308	2015v	17.88	442500 - SMALL TOOLS & EQUIPMENT
<b>Total 82551 (bomops) - AMAZON CAPITAL SERVICES (amazon) - 02/13/26 (02/26)</b>			<b>140.78</b>	
<b>82552 (bomops) - AT&amp;T (attatl) - 02/13/26 (02/26)</b>				
01/2026 ALARM LINE TERMINAL	P-15460	1100	86.25	434000 - UTILITIES - PHONE SERVICE - LAND
<b>Total 82552 (bomops) - AT&amp;T (attatl) - 02/13/26 (02/26)</b>			<b>86.25</b>	
<b>82553 (bomops) - BK DISTRIBUTORS (bakdist) - 02/13/26 (02/26)</b>				
26-0849 FREE STANDING 24"x36" SIGNS FOR CONSTRUCTION AT RECEIVING BAGG	P-15369	1100	300.00	463300 - TERMINAL BUILDING MAINTENANCE
<b>Total 82553 (bomops) - BK DISTRIBUTORS (bakdist) - 02/13/26 (02/26)</b>			<b>300.00</b>	
<b>82554 (bomops) - BALDRIDGE DUMAS COMMUNICATIONS INC (baldri) - 02/13/26 (02/26)</b>				
01/2026 RADIO ADS JULY 2025 - FEBRUARY 2026	P-15532	finprop	100.00	421050 - ADVERTISING
01/2026 RADIO ADS JULY 2025 - FEBRUARY 2026 JULY 2025 - FEBRUARY 2026	P-15532	finprop	75.00	421050 - ADVERTISING
01/2026 RADIO ADS JULY 2025 - FEBRUARY 2026	P-15532	finprop	75.00	421050 - ADVERTISING
01/2026 RADIO ADS JULY 2025 - FEBRUARY 2026	P-15533	finprop	100.00	421050 - ADVERTISING
01/2026 RADIO ADS JULY 2025 - FEBRUARY 2026	P-15533	finprop	75.00	421050 - ADVERTISING
01/2026 RADIO ADS JULY 2025 - FEBRUARY 2026	P-15533	finprop	75.00	421050 - ADVERTISING
<b>Total 82554 (bomops) - BALDRIDGE DUMAS COMMUNICATIONS INC (baldri) - 02/13/26 (02/26)</b>			<b>500.00</b>	
<b>82555 (bomops) - BAYOU MOSQUITO &amp; PEST MGMT LLC (bayoumos) - 02/13/26 (02/26)</b>				
01/2026 PEST CONTROL (JULY 25-JUNE 26)	P-15415	6956	1,280.00	453600 - PURCHASED SERVICES - PEST CONTROL
01/2026 PEST CONTROL	P-15500	2105	20.00	453600 - PURCHASED SERVICES - PEST CONTROL
U=B-1433 :M26-0041 MONTHLY PEST CONTROL	P-15500	2109	20.00	453600 - PURCHASED SERVICES - PEST CONTROL
U=B-1434 :M26-0041 MONTHLY PEST CONTROL	P-15500	2113	20.00	453600 - PURCHASED SERVICES - PEST CONTROL
U=B-1803 :M26-0041 MONTHLY PEST CONTROL	P-15500	1611	50.00	453600 - PURCHASED SERVICES - PEST CONTROL
U=B-1704 :M26-0041 MONTHLY PEST CONTROL	P-15500	2017	47.50	453600 - PURCHASED SERVICES - PEST CONTROL
U=B-1730 :M26-0041 MONTHLY PEST CONTROL	P-15500	2101	20.00	453600 - PURCHASED SERVICES - PEST CONTROL
M26-0041 MONTHLY PEST CONTROL	P-15500	1100	100.00	453600 - PURCHASED SERVICES - PEST CONTROL

## Payment Detail

Bank=bomops AND mm/yy=02/2026-02/2026 AND All Checks=Yes AND Include Voids=All Checks

U=B-1329 :M26-0041 MONTHLY PEST CONTROL	P-15500	1329	30.00	453600 - PURCHASED SERVICES - PEST CONTROL
U=B-1703 :M26-0041 MONTHLY PEST CONTROL	P-15500	2015v	70.00	453600 - PURCHASED SERVICES - PEST CONTROL
U=B-1702 :M26-0041 MONTHLY PEST CONTROL	P-15500	2021	37.50	453600 - PURCHASED SERVICES - PEST CONTROL
M26-0041 MONTHLY PEST CONTROL	P-15500	1616	25.00	453600 - PURCHASED SERVICES - PEST CONTROL
U=B-1103 :M26-0041 MONTHLY PEST CONTROL	P-15500	1603	75.00	453600 - PURCHASED SERVICES - PEST CONTROL
U=B-1211 :M26-0041 MONTHLY PEST CONTROL	P-15500	1718	70.00	453600 - PURCHASED SERVICES - PEST CONTROL
01/2026 PEST CONTROL IN OFFICE BUILDING 525 - GLOBAL X	P-15509	1215k	150.00	453600 - PURCHASED SERVICES - PEST CONTROL
<b>Total 82555 (bomops) - BAYOU MOSQUITO &amp; PEST MGMT LLC (bayoumos) - 02/13/26 (02/26)</b>			<b>2,015.00</b>	
<b>82556 (bomops) - BROOKE MYERS (brooke) - 02/13/26 (02/26)</b>				
01/26-1/30/26 JANITORIAL SERVICE AND SUPPLIES - MAIN OFFICE & SUITES	P-15526	6956	470.00	453400 - PURCHASED SERVICES - JANITORIAL
M26-0134 WEEKLY JANITORIAL SERVICE	P-15526	1108dao	150.00	453400 - PURCHASED SERVICES - JANITORIAL
M26-0134 WEEKLY JANITORIAL SERVICE	P-15526	1103dao	75.00	453400 - PURCHASED SERVICES - JANITORIAL
02/2-02/06/2026 JANITORIAL SERVICE AND SUPPLIES - MAIN OFFICE & SUITES	P-15527	6956	470.00	453400 - PURCHASED SERVICES - JANITORIAL
M26-0134 WEEKLY JANITORIAL SERVICE	P-15527	1108dao	150.00	453400 - PURCHASED SERVICES - JANITORIAL
M26-0134 WEEKLY JANITORIAL SERVICE	P-15527	1103dao	75.00	453400 - PURCHASED SERVICES - JANITORIAL
<b>Total 82556 (bomops) - BROOKE MYERS (brooke) - 02/13/26 (02/26)</b>			<b>1,390.00</b>	
<b>82557 (bomops) - CHICOLA ROOFING (chuckchi) - 02/13/26 (02/26)</b>				
26-0677 TO INSTALL RAIN DIVERTERS ONTO ROOF OF FIRE DEPARTMENT TO DIRE	P-15494	1329	1,000.00	461400 - COMMERCIAL BUILDING MAINTENANCE
26-0938 REPLACE BAD BOOTS ON ROOF PLUMBING STACKS	P-15495	1206roy	1,000.00	463100 - RESIDENTIAL / APARTMENT MAINTENANCE
<b>Total 82557 (bomops) - CHICOLA ROOFING (chuckchi) - 02/13/26 (02/26)</b>			<b>2,000.00</b>	
<b>82558 (bomops) - CINTAS CORP (cintas) - 02/13/26 (02/26)</b>				
26-0044 4X8 LOGO MAT QTY 4	P-15520	1100	22.00	453400 - PURCHASED SERVICES - JANITORIAL
26-0044 3X5 EXTRACTION MAT ONYX QTY 6	P-15520	1100	30.00	453400 - PURCHASED SERVICES - JANITORIAL
26-0044 24" DUST MOP QTY 8	P-15520	1100	10.73	453400 - PURCHASED SERVICES - JANITORIAL
26-0044 SERVICE CHARGE	P-15520	1100	23.18	453400 - PURCHASED SERVICES - JANITORIAL
<b>Total 82558 (bomops) - CINTAS CORP (cintas) - 02/13/26 (02/26)</b>			<b>85.91</b>	
<b>82559 (bomops) - CLECO POWER LLC (cleco) - 02/13/26 (02/26)</b>				
01/2026 COMMERCIAL UTILITIES	P-15400	2101	975.11	432000 - UTILITIES - ELECTRIC
01/2026 COMMERCIAL UTILITIES	P-15400	2015v	1,153.88	432000 - UTILITIES - ELECTRIC
01/2026 COMMERCIAL UTILITIES	P-15400	1718	1,916.30	432000 - UTILITIES - ELECTRIC
01/2026 COMMERCIAL UTILITIES	P-15400	1329	1,616.70	432000 - UTILITIES - ELECTRIC
01/2026 COMMERCIAL UTILITIES	P-15400	1611	1,806.07	432000 - UTILITIES - ELECTRIC
01/2026 COMMERCIAL UTILITIES	P-15400	1100	1,519.75	432000 - UTILITIES - ELECTRIC
01/2026 COMMERCIAL UTILITIES	P-15400	1100	32,503.59	432000 - UTILITIES - ELECTRIC
01/2026 COMMERCIAL UTILITIES	P-15400	2235	1,031.64	432000 - UTILITIES - ELECTRIC
01/2026 COMMERCIAL UTILITIES	P-15400	1600	3,380.37	432000 - UTILITIES - ELECTRIC
01/2026 COMMERCIAL UTILITIES	P-15400	1616	373.08	432000 - UTILITIES - ELECTRIC
01/2026 COMMERCIAL UTILITIES	P-15400	1604	593.54	432000 - UTILITIES - ELECTRIC
01/2026 COMMERCIAL UTILITIES	P-15400	finprop	890.32	432000 - UTILITIES - ELECTRIC
01/2026 COMMERCIAL UTILITIES	P-15400	2618	22.61	432000 - UTILITIES - ELECTRIC
01/2026 COMMERCIAL UTILITIES	P-15400	2351	881.84	432000 - UTILITIES - ELECTRIC
01/2026 COMMERCIAL UTILITIES	P-15400	1107	231.90	432000 - UTILITIES - ELECTRIC
01/2026 COMMERCIAL UTILITIES	P-15400	2022	16.96	432000 - UTILITIES - ELECTRIC
01/2026 COMMERCIAL UTILITIES	P-15400	1612	5.65	432000 - UTILITIES - ELECTRIC
01/2026 COMMERCIAL UTILITIES	P-15400	finprop	7.49	432000 - UTILITIES - ELECTRIC
01/2026 COMMERCIAL UTILITIES	P-15400	1610	68.97	432000 - UTILITIES - ELECTRIC
01/2026 1025 COUNCIL DR A	P-15484	6956	0.32	432000 - UTILITIES - ELECTRIC
01/2026 1021 COUNCIL DR B	P-15486	6956	0.28	432000 - UTILITIES - ELECTRIC
<b>Total 82559 (bomops) - CLECO POWER LLC (cleco) - 02/13/26 (02/26)</b>			<b>48,996.37</b>	
<b>82560 (bomops) - COBURNS (coburns) - 02/13/26 (02/26)</b>				
26-0887 MISC PIPE AND FITTINGS TO ADOPT OLD TOILET MOUNT PIPE TO NEW	P-15535	2005	50.67	462900 - PLUMBING MAINTENANCE
26-0760 MISC FITTINGS FOR PLUMBING EMERGENCIES - EV	P-15536	2015v	34.44	462900 - PLUMBING MAINTENANCE
26-1046 NEW TOILET AT REDDY ICE	P-15548	1616k	247.25	462900 - PLUMBING MAINTENANCE
26-1070 REMAINING PIPING MATERIAL FOR FINISHING BATHROOM AT BLDG 1433	P-15553	2109	143.29	462900 - PLUMBING MAINTENANCE
<b>Total 82560 (bomops) - COBURNS (coburns) - 02/13/26 (02/26)</b>			<b>475.65</b>	

## Payment Detail

Bank=bomops AND mm/yy=02/2026-02/2026 AND All Checks=Yes AND Include Voids=All Checks

**82561 (bomops) - CUNNINGHAM BUSINESS SYSTEMS (cunningh) - 02/13/26 (02/26)**

01/2026 EXCESS COPIES CHARGE FOR OVERAGES	P-15522	6956	132.85	442200 - OFFICE SUPPLIES
---	---------	------	--------	--------------------------

<b>Total 82561 (bomops) - CUNNINGHAM BUSINESS SYSTEMS (cunningh) - 02/13/26 (02/26)</b>			<b>132.85</b>	
---	--	--	---------------	--

**82562 (bomops) - D&T WHOLESALE FURNITURE & (dandtwh) - 02/13/26 (02/26)**

26-1088 REPLACEMENT WAVE BUCKET FOR JANITORIAL CART	P-15556	1100	155.00	442100 - JANITORIAL
---	---------	------	--------	---------------------

<b>Total 82562 (bomops) - D&amp;T WHOLESALE FURNITURE &amp; (dandtwh) - 02/13/26 (02/26)</b>			<b>155.00</b>	
--	--	--	---------------	--

**82563 (bomops) - DAVID BRADY PAINTING AND WALLPAPER (dbrady) - 02/13/26 (02/26)**

26-1102 REPAIR WALLS, FLOAT, TEXTURE AND PAINT KITCHEN, HALL BATHROOM	P-15563	1206roy	1,650.00	462700 - PAINTING MAINTENANCE
---	---------	---------	----------	-------------------------------

26-1089 MAKE NEEDED SHEETROCK REPAIRS AND PAINT INTERIOR	P-15584	1020sch	3,650.00	462700 - PAINTING MAINTENANCE
--	---------	---------	----------	-------------------------------

26-1137 MAKE REPAIRS AND PAINT INTERIOR	P-15585	1009roy	3,500.00	462700 - PAINTING MAINTENANCE
---	---------	---------	----------	-------------------------------

<b>Total 82563 (bomops) - DAVID BRADY PAINTING AND WALLPAPER (dbrady) - 02/13/26 (02/26)</b>			<b>8,800.00</b>	
--	--	--	-----------------	--

**82564 (bomops) - DEA RESTORATION & PRESERVATION (deares) - 02/13/26 (02/26)**

26-1118 CUT DOWN APPROXIMATELY 17 TREES IN THE APPROACH OF RUNWAY 18	P-15577	dotd	5,600.00	950200 - DOTD REIMBURSED
--	---------	------	----------	--------------------------

<b>Total 82564 (bomops) - DEA RESTORATION &amp; PRESERVATION (deares) - 02/13/26 (02/26)</b>			<b>5,600.00</b>	
--	--	--	-----------------	--

**82565 (bomops) - ELLIOTT RACCA PHOTOGRAPHY LLC (elliott) - 02/13/26 (02/26)**

26-1128 PHOTOGRAPHY SERVICES FOR HEADSHOTS AND GROUP PHOTO OF BOARD	P-15575	1611	774.00	421200 - BOARD EXPENSE
---	---------	------	--------	------------------------

<b>Total 82565 (bomops) - ELLIOTT RACCA PHOTOGRAPHY LLC (elliott) - 02/13/26 (02/26)</b>			<b>774.00</b>	
--	--	--	---------------	--

**82566 (bomops) - FIRE FIGHTERS EXTINGUISHERS, INC (firefig) - 02/13/26 (02/26)**

A26-0838 ANNUAL FIRE EXTINGUISHER AND KITCHEN INSPECTION TESTING REPAI	P-15528	1611	88.00	461700 - FIRE SYSTEMS MAINTENANCE
--	---------	------	-------	-----------------------------------

A26-0838 ANNUAL FIRE EXTINGUISHER AND KITCHEN INSPECTION TESTING REPAI	P-15528	1718	338.00	461700 - FIRE SYSTEMS MAINTENANCE
--	---------	------	--------	-----------------------------------

A26-0838 ANNUAL FIRE EXTINGUISHER AND KITCHEN INSPECTION TESTING REPAI	P-15528	1611	25.56	461700 - FIRE SYSTEMS MAINTENANCE
--	---------	------	-------	-----------------------------------

A26-0838 ANNUAL FIRE EXTINGUISHER AND KITCHEN INSPECTION TESTING REPAI	P-15528	1718	142.44	461700 - FIRE SYSTEMS MAINTENANCE
--	---------	------	--------	-----------------------------------

A26-0845 ANNUAL FIRE EXTINGUISHER AND KITCHEN HOOD INSPECTION, TESTINI	P-15529	2101	752.00	461700 - FIRE SYSTEMS MAINTENANCE
--	---------	------	--------	-----------------------------------

A26-0845 ANNUAL FIRE EXTINGUISHER AND KITCHEN HOOD INSPECTION, TESTINI	P-15529	1100	800.00	461700 - FIRE SYSTEMS MAINTENANCE
--	---------	------	--------	-----------------------------------

A26-0845 ANNUAL FIRE EXTINGUISHER AND KITCHEN HOOD INSPECTION, TESTINI	P-15529	1329	750.00	461700 - FIRE SYSTEMS MAINTENANCE
--	---------	------	--------	-----------------------------------

A26-0845 ANNUAL FIRE EXTINGUISHER AND KITCHEN HOOD INSPECTION, TESTINI	P-15529	2235	167.00	461700 - FIRE SYSTEMS MAINTENANCE
--	---------	------	--------	-----------------------------------

A26-0846 ANNUAL FIRE EXTINGUISHER & KITCHEN HOOD INSPECTION, TESTING, ,	P-15530	1410	249.00	461700 - FIRE SYSTEMS MAINTENANCE
---	---------	------	--------	-----------------------------------

A26-0846 ANNUAL FIRE EXTINGUISHER & KITCHEN HOOD INSPECTION, TESTING, ,	P-15530	7228	188.00	461700 - FIRE SYSTEMS MAINTENANCE
---	---------	------	--------	-----------------------------------

A26-0846 ANNUAL FIRE EXTINGUISHER & KITCHEN HOOD INSPECTION, TESTING, ,	P-15530	2015c	392.00	461700 - FIRE SYSTEMS MAINTENANCE
---	---------	-------	--------	-----------------------------------

A26-0846 ANNUAL FIRE EXTINGUISHER & KITCHEN HOOD INSPECTION, TESTING, ,	P-15530	2005	195.00	461700 - FIRE SYSTEMS MAINTENANCE
---	---------	------	--------	-----------------------------------

A26-0846 ANNUAL FIRE EXTINGUISHER & KITCHEN HOOD INSPECTION, TESTING, ,	P-15530	1104	151.00	461700 - FIRE SYSTEMS MAINTENANCE
---	---------	------	--------	-----------------------------------

A26-0846 ANNUAL FIRE EXTINGUISHER & KITCHEN HOOD INSPECTION, TESTING, ,	P-15530	1600	312.00	461700 - FIRE SYSTEMS MAINTENANCE
---	---------	------	--------	-----------------------------------

A26-0846 ANNUAL FIRE EXTINGUISHER & KITCHEN HOOD INSPECTION, TESTING, ,	P-15530	1613	120.00	461700 - FIRE SYSTEMS MAINTENANCE
---	---------	------	--------	-----------------------------------

A26-0846 ANNUAL FIRE EXTINGUISHER & KITCHEN HOOD INSPECTION, TESTING, ,	P-15530	1215k	312.00	461700 - FIRE SYSTEMS MAINTENANCE
---	---------	-------	--------	-----------------------------------

A26-0846 ANNUAL FIRE EXTINGUISHER & KITCHEN HOOD INSPECTION, TESTING, ,	P-15530	1308	245.00	461700 - FIRE SYSTEMS MAINTENANCE
---	---------	------	--------	-----------------------------------

A26-0846 ANNUAL FIRE EXTINGUISHER & KITCHEN HOOD INSPECTION, TESTING, ,	P-15530	2015v	863.00	461700 - FIRE SYSTEMS MAINTENANCE
---	---------	-------	--------	-----------------------------------

<b>Total 82566 (bomops) - FIRE FIGHTERS EXTINGUISHERS, INC (firefig) - 02/13/26 (02/26)</b>			<b>6,090.00</b>	
---	--	--	-----------------	--

**82567 (bomops) - HIXSON AUTOPLEX ALEXANDRIA (hixsonau) - 02/13/26 (02/26)**

26-1042 TIRE FOR RALPH HENNESSY'S VEHICLE LIC# 293276	P-15547	2113	333.25	463600 - VEHICLE MAINTENANCE
---	---------	------	--------	------------------------------

<b>Total 82567 (bomops) - HIXSON AUTOPLEX ALEXANDRIA (hixsonau) - 02/13/26 (02/26)</b>			<b>333.25</b>	
--	--	--	---------------	--

**82568 (bomops) - INDUSTRIAL MACHINE & MFG. CORP (indmachi) - 02/13/26 (02/26)**

26-1092 B-62 BELTS	P-15558	7228	79.20	462200 - HVAC / HVACR MAINTENANCE
--------------------	---------	------	-------	-----------------------------------

26-1092 B-82 BELTS	P-15558	7228	51.00	462200 - HVAC / HVACR MAINTENANCE
--------------------	---------	------	-------	-----------------------------------

U=B-1433 :26-1103 PULLEY FOR AIR COMPRESSOR	P-15564	2109	70.76	461400 - COMMERCIAL BUILDING MAINTENANCE
---	---------	------	-------	--

<b>Total 82568 (bomops) - INDUSTRIAL MACHINE &amp; MFG. CORP (indmachi) - 02/13/26 (02/26)</b>			<b>200.96</b>	
--	--	--	---------------	--

**82569 (bomops) - K2 ADVOCACY (k2) - 02/13/26 (02/26)**

02/2026 LOBBYING SERVICES NOV 2025 TO JUNE 2026	P-15517	1611	3,500.00	452300 - PROFESSIONAL SERVICES - CONSULTING
---	---------	------	----------	---

<b>Total 82569 (bomops) - K2 ADVOCACY (k2) - 02/13/26 (02/26)</b>			<b>3,500.00</b>	
---	--	--	-----------------	--

**82570 (bomops) - LAVERGNE'S TELEMESSAGING INC (lavern) - 02/13/26 (02/26)**

01/2026 BASE RATE ANSWERING SERVICE/TALK TIME	P-15523	6956	176.73	452400 - PROFESSIONAL SERVICES - OTHER
---	---------	------	--------	--

**Payment Detail**

Bank=bomops AND mm/yy=02/2026-02/2026 AND All Checks=Yes AND Include Voids=All Checks

02/2026 BASE RATE ANSWERING SERVICE/TALK TIME	P-15524	6956	168.66	452400 - PROFESSIONAL SERVICES - OTHER
<b>Total 82570 (bomops) - LAVERGNE'S TELEMESSAGING INC (lavern) - 02/13/26 (02/26)</b>			<b>345.39</b>	
<b>82571 (bomops) - LEAF (leaf) - 02/13/26 (02/26)</b>				
01/2026 COPIER LEASE	P-15507	6956	235.63	441800 - EQUIPMENT - RENTAL
<b>Total 82571 (bomops) - LEAF (leaf) - 02/13/26 (02/26)</b>			<b>235.63</b>	
<b>82572 (bomops) - LOEWER LAWN &amp; CYCLE CENTER (loewer) - 02/13/26 (02/26)</b>				
26-1050 REPAIR ELECTRICAL ISSUES ON MOWER, KUBOTA ZERO TURN ZD1211	P-15387	2101	251.87	461600 - EQUIPMENT MAINTENANCE
<b>Total 82572 (bomops) - LOEWER LAWN &amp; CYCLE CENTER (loewer) - 02/13/26 (02/26)</b>			<b>251.87</b>	
<b>82573 (bomops) - LONG'S PREFERRED PRODUCTS (longs) - 02/13/26 (02/26)</b>				
26-0885 SQUEEGE KIT FOR FLOOR CLEANING MACHINE	P-15510	1718	90.00	442500 - SMALL TOOLS & EQUIPMENT
<b>Total 82573 (bomops) - LONG'S PREFERRED PRODUCTS (longs) - 02/13/26 (02/26)</b>			<b>90.00</b>	
<b>82574 (bomops) - LOTT OIL COMPANY (lottoil) - 02/13/26 (02/26)</b>				
26-1079 DIESEL FOR AIRFIELD TANK	P-15445	2101	3,750.00	442000 - FUEL & OIL
DIESEL	P-15445	2101	207.78	442000 - FUEL & OIL
26-1069 DIESEL FOR FUEL FARM GENERATOR	P-15540	1100	385.14	442000 - FUEL & OIL
26-1069 DIESEL FOR VAULT ROOM GENERATOR	P-15540	1100	1,738.18	442000 - FUEL & OIL
26-0858 UNLEADED AND DIESEL FUEL FOR AIRPARK VEHICLES	P-15541	finprop	400.00	442000 - FUEL & OIL
26-0858 UNLEADED AND DIESEL FUEL FOR AIRPARK VEHICLES	P-15542	finprop	269.72	442000 - FUEL & OIL
26-0858 UNLEADED AND DIESEL FUEL FOR AIRPARK VEHICLES	P-15542	finprop	98.08	442000 - FUEL & OIL
26-0858 UNLEADED AND DIESEL FUEL FOR AIRPARK VEHICLES	P-15542	finprop	441.37	442000 - FUEL & OIL
26-0858 UNLEADED AND DIESEL FUEL FOR AIRPARK VEHICLES	P-15542	finprop	367.81	442000 - FUEL & OIL
26-0858 UNLEADED AND DIESEL FUEL FOR AIRPARK VEHICLES	P-15542	finprop	1,029.86	442000 - FUEL & OIL
26-0858 UNLEADED AND DIESEL FUEL FOR AIRPARK VEHICLES	P-15542	finprop	49.04	442000 - FUEL & OIL
26-0858 UNLEADED AND DIESEL FUEL FOR AIRPARK VEHICLES	P-15542	finprop	122.60	442000 - FUEL & OIL
26-0858 UNLEADED AND DIESEL FUEL FOR AIRPARK VEHICLES	P-15542	finprop	73.56	442000 - FUEL & OIL
<b>Total 82574 (bomops) - LOTT OIL COMPANY (lottoil) - 02/13/26 (02/26)</b>			<b>8,933.14</b>	
<b>82575 (bomops) - LOUISIANA RESTAURANT ASSOCIATION (louisres) - 02/13/26 (02/26)</b>				
26-1122 TASTE OF CENTRAL LOUISIANA PATRON SPONSORSHIP	P-15514	finprop	1,250.00	423100 - PROMOTIONS/SPONSORSHIPS
<b>Total 82575 (bomops) - LOUISIANA RESTAURANT ASSOCIATION (louisres) - 02/13/26 (02/26)</b>			<b>1,250.00</b>	
<b>82576 (bomops) - LOWE'S (lowes) - 02/13/26 (02/26)</b>				
26-0966 LED CREDIT	P-15538	2015v	-142.46	463100 - RESIDENTIAL / APARTMENT MAINTENANCE
26-1036 ELECTRIC RANGES, WHITE, HOTPOINT	P-15545	2015v	1,044.10	441300 - APPLIANCES
26-1037 REFRIGERATORS, WHITE, GE FOR EO	P-15546	2015v	1,422.22	441300 - APPLIANCES
26-1037 ELECTRIC STOVES WITH DIGITAL CLOCKS FOR EO	P-15546	2015v	980.62	441300 - APPLIANCES
26-1104 TRANSITION TRIM BARS, 36" BRONZE	P-15565	2015v	98.64	463100 - RESIDENTIAL / APARTMENT MAINTENANCE
26-1104 4FT BY 2FT LED LIGHT FIXTURES	P-15565	2015v	256.44	463100 - RESIDENTIAL / APARTMENT MAINTENANCE
<b>Total 82576 (bomops) - LOWE'S (lowes) - 02/13/26 (02/26)</b>			<b>3,659.56</b>	
<b>82577 (bomops) - NAPA AUTO PARTS (napa) - 02/13/26 (02/26)</b>				
26-1090 BATTERY FOR ENGINE 1VIN#1HTSDROTH272035 LP#138247	P-15557	1329	328.48	463700 - VEHICLE MAINTENANCE - ARFF
26-1135 BLUE DEF, 2.5 GAL	P-15576	1329	55.20	461600 - EQUIPMENT MAINTENANCE
26-1135 CRC BRAKE CLEANER	P-15576	1329	19.28	461600 - EQUIPMENT MAINTENANCE
26-1135 WD-40, 12 OZ CANS	P-15576	1329	31.96	461600 - EQUIPMENT MAINTENANCE
<b>Total 82577 (bomops) - NAPA AUTO PARTS (napa) - 02/13/26 (02/26)</b>			<b>434.92</b>	
<b>82578 (bomops) - NEXSTAR MEDIA (nexstar) - 02/13/26 (02/26)</b>				
01/2026 FOX TV ADS PLUS WEATHER CHANNEL DIGITAL ADS PROMOTING AEX NO\	P-15515	finprop	395.00	421050 - ADVERTISING
01/2026 FOX TV ADS PLUS WEATHER CHANNEL DIGITAL ADS PROMOTING AEX NO\	P-15516	finprop	300.00	421050 - ADVERTISING
<b>Total 82578 (bomops) - NEXSTAR MEDIA (nexstar) - 02/13/26 (02/26)</b>			<b>695.00</b>	
<b>82579 (bomops) - RED RIVER GLASS (redrivgl) - 02/13/26 (02/26)</b>				
U=B-1638 :26-1093 LAMINATED WINDOW REPLACEMENT	P-15559	usastl	223.00	461400 - COMMERCIAL BUILDING MAINTENANCE
<b>Total 82579 (bomops) - RED RIVER GLASS (redrivgl) - 02/13/26 (02/26)</b>			<b>223.00</b>	

**Payment Detail**

Bank=bomops AND mm/yy=02/2026-02/2026 AND All Checks=Yes AND Include Voids=All Checks

**82580 (bomops) - REXEL, INC (rexel-so) - 02/13/26 (02/26)**

26-0865 FUZE STREET LIGHTING KITS	P-15531	1100	198.86	463200 - STREET LIGHT MAINTENANCE
LED LAMPS FOR THE TERMINAL	P-15534	1100	343.05	463300 - TERMINAL BUILDING MAINTENANCE

**Total 82580 (bomops) - REXEL, INC (rexel-so) - 02/13/26 (02/26) 541.91**

**82581 (bomops) - ROBIN EWING POOL SUPPLIES INC. (robinewi) - 02/13/26 (02/26)**

26-1124 CASE OF MURIATIC ACID	P-15573	1100	73.92	461800 - FOUNTAIN MAINTENANCE
26-1124 BAGS OF STABILIZER CONDITIONER	P-15573	1100	130.00	461800 - FOUNTAIN MAINTENANCE
26-1127 LABOR TO CLEAN POOL HEATER	P-15574	1108dao	176.00	463000 - REPAIRS & MAINTENANCE - OTHER

**Total 82581 (bomops) - ROBIN EWING POOL SUPPLIES INC. (robinewi) - 02/13/26 (02/26) 379.92**

**82582 (bomops) - SAFERENT SOLUTIONS, LLC (saferent) - 02/13/26 (02/26)**

01/2026 BACKGROUND CHECKS	P-15580	6956	102.66	454100 - OTHER SERVICES
---------------------------	---------	------	--------	-------------------------

**Total 82582 (bomops) - SAFERENT SOLUTIONS, LLC (saferent) - 02/13/26 (02/26) 102.66**

**82583 (bomops) - SAYES OFFICE SUPPLY (sayesoff) - 02/13/26 (02/26)**

26-1100 PENTECL CLIC ERASER REFILLS	P-15562	1611	4.39	442200 - OFFICE SUPPLIES
26-1100 SHARPIE LIQUID HIGHLIGHTER 10-PACK MULTI COLORS	P-15562	1611	17.49	442200 - OFFICE SUPPLIES
26-1100 SCISSORS	P-15562	1611	5.99	442200 - OFFICE SUPPLIES
26-1100 HP LASER JET TONER CARTRIDGES 414-A BLACK	P-15562	1611	233.78	442200 - OFFICE SUPPLIES
26-1100 KONICA MINOLTA TONER TN 414	P-15562	1611	69.29	442200 - OFFICE SUPPLIES

**Total 82583 (bomops) - SAYES OFFICE SUPPLY (sayesoff) - 02/13/26 (02/26) 330.94**

**82584 (bomops) - STORER EQUIPMENT CO., INC. (storereq) - 02/13/26 (02/26)**

26-0796 REPAIR COST FOR 4" DOMESTIC WATER BACKFLOW	P-15518	1100	4,894.00	950400 - CFC FUNDED
26-1086 ESTIMATED EMERGENCY CALL OUT FOR CHILLER #1 SHUTTING DOWN ON TRUCK CHARGES	P-15555	1100	540.00	462200 - HVAC / HVACR MAINTENANCE
	P-15555	1100	99.50	462200 - HVAC / HVACR MAINTENANCE

**Total 82584 (bomops) - STORER EQUIPMENT CO., INC. (storereq) - 02/13/26 (02/26) 5,533.50**

**82585 (bomops) - SUMMIT FIRE & SECURITY, LLC (summitf) - 02/13/26 (02/26)**

SA26-0960 SEMI ANNUAL INSPECTION ON FIRE SUPPRESSION SYSTEM	P-15537	1100	1,551.00	461700 - FIRE SYSTEMS MAINTENANCE
---	---------	------	----------	-----------------------------------

**Total 82585 (bomops) - SUMMIT FIRE & SECURITY, LLC (summitf) - 02/13/26 (02/26) 1,551.00**

**82586 (bomops) - CENTRAL VOICE & DATA LLC. (turnerte) - 02/13/26 (02/26)**

02/2026 FIREWALL MANAGED SERVICES	P-15501	1718	1,685.00	451100 - IT / SOFTWARE SERVICES
02/2026 FIREWALL MANAGED SERVICES	P-15502	1718	425.00	451100 - IT / SOFTWARE SERVICES
02/2026 MANAGED SERVICES	P-15503	1611	589.45	451100 - IT / SOFTWARE SERVICES
M26-0055 2025/2026 MANAGED SERVICES	P-15503	1611	147.36	451100 - IT / SOFTWARE SERVICES
M26-0055 2025/2026 MANAGED SERVICES	P-15503	1611	442.11	451100 - IT / SOFTWARE SERVICES
M26-0055 2025/2026 MANAGED SERVICES	P-15503	1611	405.26	451100 - IT / SOFTWARE SERVICES
M26-0055 2025/2026 MANAGED SERVICES	P-15503	2101	221.04	451100 - IT / SOFTWARE SERVICES
M26-0055 2025/2026 MANAGED SERVICES	P-15503	1100	1,363.17	451100 - IT / SOFTWARE SERVICES
M26-0055 2025/2026 MANAGED SERVICES	P-15503	1611	221.06	451100 - IT / SOFTWARE SERVICES
M26-0055 2025/2026 MANAGED SERVICES	P-15503	1329	147.37	451100 - IT / SOFTWARE SERVICES
M26-0055 2025/2026 MANAGED SERVICES	P-15503	2235	73.69	451100 - IT / SOFTWARE SERVICES
M26-0055 2025/2026 MANAGED SERVICES	P-15503	2015v	73.68	451100 - IT / SOFTWARE SERVICES
M26-0055 2025/2026 MANAGED SERVICES	P-15503	1611	73.68	451100 - IT / SOFTWARE SERVICES
M26-0055 2025/2026 MANAGED SERVICES	P-15503	6956	442.13	451100 - IT / SOFTWARE SERVICES
02/2026 SIEM AND SECURITY SERVICES	P-15504	1611	127.28	451100 - IT / SOFTWARE SERVICES
M26-0056 SIEM AND SECURITY SERVICES	P-15504	1611	31.82	451100 - IT / SOFTWARE SERVICES
M26-0056 SIEM AND SECURITY SERVICES	P-15504	1611	222.74	451100 - IT / SOFTWARE SERVICES
M26-0056 SIEM AND SECURITY SERVICES	P-15504	1611	206.83	451100 - IT / SOFTWARE SERVICES
M26-0056 SIEM AND SECURITY SERVICES	P-15504	2113	31.82	451100 - IT / SOFTWARE SERVICES
M26-0056 SIEM AND SECURITY SERVICES	P-15504	2101	190.92	451100 - IT / SOFTWARE SERVICES
M26-0056 SIEM AND SECURITY SERVICES	P-15504	1100	143.19	451100 - IT / SOFTWARE SERVICES
M26-0056 SIEM AND SECURITY SERVICES	P-15504	1611	31.82	451100 - IT / SOFTWARE SERVICES
M26-0056 SIEM AND SECURITY SERVICES	P-15504	1329	95.46	451100 - IT / SOFTWARE SERVICES
M26-0056 SIEM AND SECURITY SERVICES	P-15504	2015v	95.45	451100 - IT / SOFTWARE SERVICES
M26-0056 SIEM AND SECURITY SERVICES	P-15504	1611	31.81	451100 - IT / SOFTWARE SERVICES
M26-0056 SIEM AND SECURITY SERVICES	P-15504	6956	190.86	451100 - IT / SOFTWARE SERVICES

**Payment Detail**

Bank=bomops AND mm/yy=02/2026-02/2026 AND All Checks=Yes AND Include Voids=All Checks

<b>Total 82586 (bomops) - CENTRAL VOICE &amp; DATA LLC. (turnerte) - 02/13/26 (02/26)</b>				<b>7,710.00</b>
<b>82587 (bomops) - VAC SHACK (vacsh) - 02/13/26 (02/26)</b>				
26-1109	ESTIMATED COST FOR REPAIRING VACUUM CLEANER AT AIRPORT TERMI	P-15569	1100	59.98 442100 - JANITORIAL
<b>Total 82587 (bomops) - VAC SHACK (vacsh) - 02/13/26 (02/26)</b>				<b>59.98</b>
<b>82588 (bomops) - WASTE CONNECTIONS BAYOU INC (wcbayoui) - 02/13/26 (02/26)</b>				
01/2026	2015 VANDEVELDE	P-15578	2015v	1,273.27 435000 - UTILITIES - WASTE COLLECTION
<b>Total 82588 (bomops) - WASTE CONNECTIONS BAYOU INC (wcbayoui) - 02/13/26 (02/26)</b>				<b>1,273.27</b>
<b>82589 (bomops) - YANKEE CLIPPER (yankee) - 02/13/26 (02/26)</b>				
01/2026	GROUNDS MAINTENANCE FOR ENGLAND ESTATES	P-15508	finprop	6,594.00 461900 - GROUNDS MAINTENANCE
01/2026	GROUNDS MAINTENANCE FOR ENGLAND VILLAGE	P-15508	finprop	4,396.00 461900 - GROUNDS MAINTENANCE
U=1122JIMA	:26-1051 DIG TRENCH WATER CAN DRAIN AWAY	P-15512	6956	170.00 461900 - GROUNDS MAINTENANCE
U=1122JIMB	:26-1051 DIG TRENCH WATER CAN DRAIN AWAY	P-15512	6956	170.00 461900 - GROUNDS MAINTENANCE
U=1119JIMB	:26-1077 ADD 2 YARDS TOPSOIL AND FILL HOLES IN BACKYARD	P-15513	6956	320.00 461900 - GROUNDS MAINTENANCE
<b>Total 82589 (bomops) - YANKEE CLIPPER (yankee) - 02/13/26 (02/26)</b>				<b>11,650.00</b>
<b>82590 (bomops) - AMAZON CAPITAL SERVICES (amazon) - 02/20/26 (02/26)</b>				
26-1017	URINAL DEODORIZER	P-15544	1329	42.80 442100 - JANITORIAL
26-1017	SCOTCH BRITE GRIDDLE CLEANER	P-15544	1329	67.98 442100 - JANITORIAL
26-1017	WATER SOFTENER SALT CRYSTALS	P-15544	1329	244.85 461400 - COMMERCIAL BUILDING MAINTENANCE
26-1083	10' POLE STANDS TO MOUNT COMPUTERS IN NEW RPSO VEHICLES	P-15554	2113	390.00 463600 - VEHICLE MAINTENANCE
	SHIPPING	P-15554	2113	19.39 463600 - VEHICLE MAINTENANCE
26-1032	CONTROL BOARD FOR CARRIER CONDENSING FURNACES	P-15629	2015v	1,012.00 462200 - HVAC / HVACR MAINTENANCE
26-1032	CONTROL BOARD FOR CARRIER CONDENSING FURNACES	P-15629	2015v	92.00 462200 - HVAC / HVACR MAINTENANCE
<b>Total 82590 (bomops) - AMAZON CAPITAL SERVICES (amazon) - 02/20/26 (02/26)</b>				<b>1,869.02</b>
<b>82591 (bomops) - ANDERSON FIRE PROTECTION, INC. (anderson) - 02/20/26 (02/26)</b>				
26-1108	EMERGENCY CALL OUT FOR FIVE PUMP TO RE-TIGHTEN PACKING	P-15568	1100	400.00 461700 - FIRE SYSTEMS MAINTENANCE
<b>Total 82591 (bomops) - ANDERSON FIRE PROTECTION, INC. (anderson) - 02/20/26 (02/26)</b>				<b>400.00</b>
<b>82592 (bomops) - AT &amp; T (att) - 02/20/26 (02/26)</b>				
01/2026	LAND LINE BREAKDOWN	P-15604	finprop	358.59 434000 - UTILITIES - PHONE SERVICE - LAND
01/2026	LAND LINE BREAKDOWN	P-15604	2101	41.90 434000 - UTILITIES - PHONE SERVICE - LAND
01/2026	LAND LINE BREAKDOWN	P-15604	1100	658.98 434000 - UTILITIES - PHONE SERVICE - LAND
01/2026	LAND LINE BREAKDOWN	P-15604	1329	62.10 434000 - UTILITIES - PHONE SERVICE - LAND
01/2026	LAND LINE BREAKDOWN	P-15604	2015v	53.65 434000 - UTILITIES - PHONE SERVICE - LAND
01/2026	LAND LINE BREAKDOWN	P-15604	7228	35.75 434000 - UTILITIES - PHONE SERVICE - LAND
01/2026	LAND LINE BREAKDOWN	P-15604	usastl	45.15 434000 - UTILITIES - PHONE SERVICE - LAND
<b>Total 82592 (bomops) - AT &amp; T (att) - 02/20/26 (02/26)</b>				<b>1,256.12</b>
<b>82593 (bomops) - AT&amp;T (attatl) - 02/20/26 (02/26)</b>				
02/2026	AEX TOWER TO 911	P-15635	1100	57.58 434000 - UTILITIES - PHONE SERVICE - LAND
<b>Total 82593 (bomops) - AT&amp;T (attatl) - 02/20/26 (02/26)</b>				<b>57.58</b>
<b>82594 (bomops) - AT &amp; T MOBILITY (attmobil) - 02/20/26 (02/26)</b>				
01/2026	CELLPHONE BREAKDOWN	P-15603	1611	257.86 433000 - UTILITIES - PHONE SERVICE - CELL
01/2026	CELLPHONE BREAKDOWN	P-15603	1611	89.87 433000 - UTILITIES - PHONE SERVICE - CELL
01/2026	CELLPHONE BREAKDOWN	P-15603	1611	172.12 433000 - UTILITIES - PHONE SERVICE - CELL
01/2026	CELLPHONE BREAKDOWN	P-15603	2101	136.41 433000 - UTILITIES - PHONE SERVICE - CELL
01/2026	CELLPHONE BREAKDOWN	P-15603	1100	172.01 433000 - UTILITIES - PHONE SERVICE - CELL
01/2026	CELLPHONE BREAKDOWN	P-15603	1329	175.06 433000 - UTILITIES - PHONE SERVICE - CELL
01/2026	CELLPHONE BREAKDOWN	P-15603	2015v	136.41 433000 - UTILITIES - PHONE SERVICE - CELL
<b>Total 82594 (bomops) - AT &amp; T MOBILITY (attmobil) - 02/20/26 (02/26)</b>				<b>1,139.74</b>
<b>82595 (bomops) - BATTERY WAREHOUSE INC. (batteryw) - 02/20/26 (02/26)</b>				
26-1045	SMF 51R-BATTERY FOR KUBOTA ZERO TURN MOWER ZD1211	P-15432	2101	79.95 461600 - EQUIPMENT MAINTENANCE
<b>Total 82595 (bomops) - BATTERY WAREHOUSE INC. (batteryw) - 02/20/26 (02/26)</b>				<b>79.95</b>

## Payment Detail

Bank=bomops AND mm/yy=02/2026-02/2026 AND All Checks=Yes AND Include Voids=All Checks

**82596 (bomops) - BAYOU MOSQUITO & PEST MGMT LLC (bayoumos) - 02/20/26 (02/26)**

01/2026 PEST CONTROL FOR HOUSING	P-15641	finprop	900.00	453600 - PURCHASED SERVICES - PEST CONTROL
01/2026 PEST CONTROL FOR APARTMENTS	P-15641	finprop	300.00	453600 - PURCHASED SERVICES - PEST CONTROL

**Total 82596 (bomops) - BAYOU MOSQUITO & PEST MGMT LLC (bayoumos) - 02/20/26 (02/26) 1,200.00****82597 (bomops) - CHICOLA ROOFING (chuckchi) - 02/20/26 (02/26)**

26-1081 ROOF REPLACEMENT	P-15447	1020sch	10,900.00	950500 - EEIDD FUNDED
U=B-1707 :26-1082 REPAIR ROOF LEAKS ON ROOF AT BUILDING 1707	P-15448	1622	9,900.00	950500 - EEIDD FUNDED

**Total 82597 (bomops) - CHICOLA ROOFING (chuckchi) - 02/20/26 (02/26) 20,800.00****82598 (bomops) - CITY OF ALEXANDRIA-UTILITY (city-uti) - 02/20/26 (02/26)**

01/2026 1009 COUNCIL DR B	P-15579	6956	38.48	436000 - UTILITIES - WATER / GAS
01/2026 RESIDENTIAL UTILITIES	P-15582	finprop	162.94	436000 - UTILITIES - WATER / GAS
01/2026 RESIDENTIAL UTILITIES	P-15582	finprop	2,069.29	436000 - UTILITIES - WATER / GAS
01/2026 COMMERCIAL UTILITIES	P-15583	1718	100.64	436000 - UTILITIES - WATER / GAS
01/2026 COMMERCIAL UTILITIES	P-15583	2235	591.48	436000 - UTILITIES - WATER / GAS
01/2026 COMMERCIAL UTILITIES	P-15583	heritage	4.90	436000 - UTILITIES - WATER / GAS
01/2026 COMMERCIAL UTILITIES	P-15583	1616	383.02	436000 - UTILITIES - WATER / GAS
01/2026 COMMERCIAL UTILITIES	P-15583	2101	21.43	436000 - UTILITIES - WATER / GAS
01/2026 COMMERCIAL UTILITIES	P-15583	1611	418.87	436000 - UTILITIES - WATER / GAS
01/2026 COMMERCIAL UTILITIES	P-15583	1100	7,187.58	436000 - UTILITIES - WATER / GAS
01/2026 COMMERCIAL UTILITIES	P-15583	1329	1,137.10	436000 - UTILITIES - WATER / GAS
01/2026 COMMERCIAL UTILITIES	P-15583	usastl	2,910.32	436000 - UTILITIES - WATER / GAS
01/2026 1107 BILLY MITHELL BLVD	P-15586	1107	10.40	436000 - UTILITIES - WATER / GAS
01/2026 1215 KEGELMAN BLVD	P-15587	1215k	5,591.83	436000 - UTILITIES - WATER / GAS
01/2026 1422 FRANK LUKE BLVD	P-15623	6956	156.58	436000 - UTILITIES - WATER / GAS
01/2026 1420 CHAPPIE JAMES DR	P-15624	6956	170.09	436000 - UTILITIES - WATER / GAS
01/2026 1108 DAOUST DR	P-15625	1108dao	902.16	436000 - UTILITIES - WATER / GAS
01/2026 1103 DAOUST	P-15626	1103dao	186.61	436000 - UTILITIES - WATER / GAS
01/2026 1104 JIM MEYER DR 4201	P-15643	6956	71.71	436000 - UTILITIES - WATER / GAS
01/2026 1021 COUNCIL DR 4214	P-15645	6956	72.09	436000 - UTILITIES - WATER / GAS
01/2026 1023 NORMAN DR B	P-15646	6956	83.30	436000 - UTILITIES - WATER / GAS

**Total 82598 (bomops) - CITY OF ALEXANDRIA-UTILITY (city-uti) - 02/20/26 (02/26) 22,270.82****82599 (bomops) - CLECO POWER LLC (cleco) - 02/20/26 (02/26)**

01/2026 1711 KEGELMAN BLVD	P-15605	1711	501.28	432000 - UTILITIES - ELECTRIC
01/2026 1406 VAN GOSSEN	P-15606	1406	873.68	432000 - UTILITIES - ELECTRIC
01/2026 1034 ROYCE DR	P-15607	1034roy	26.89	432000 - UTILITIES - ELECTRIC
01/2026 1215 KEGELMAN BLVD	P-15608	1215k	2,226.35	432000 - UTILITIES - ELECTRIC
01/2026 1405 HICKORY CT	P-15610	1400hic	22.47	432000 - UTILITIES - ELECTRIC
01/2026 1109 CEDAR CT	P-15612	1100ced	22.42	432000 - UTILITIES - ELECTRIC
01/2026 1021 PACKARD DR A	P-15615	1021paca	134.22	432000 - UTILITIES - ELECTRIC
01/2026 1015 ROYCE DR	P-15616	1015roy	132.85	432000 - UTILITIES - ELECTRIC
01/2026 1005 SEBILLE DR	P-15617	1005seb	22.65	432000 - UTILITIES - ELECTRIC
01/2026 1411 HICKORY CT	P-15618	1400hic	23.29	432000 - UTILITIES - ELECTRIC
01/2026 1007 PACKARD DR A	P-15619	1007paca	138.10	432000 - UTILITIES - ELECTRIC
01/2026 2011 VANDEVELDE	P-15620	2011	225.97	432000 - UTILITIES - ELECTRIC

**Total 82599 (bomops) - CLECO POWER LLC (cleco) - 02/20/26 (02/26) 4,350.17****82600 (bomops) - CMC CONSTRUCTION SERVICES (constmat) - 02/20/26 (02/26)**

26-1061 SONOLASTIC NP1 -LIMESTONE	P-15552	2101	144.00	461900 - GROUNDS MAINTENANCE
-----------------------------------	---------	------	--------	------------------------------

**Total 82600 (bomops) - CMC CONSTRUCTION SERVICES (constmat) - 02/20/26 (02/26) 144.00****82601 (bomops) - CONSOLIDATED TRUCK PARTS & SERVICE (contru) - 02/20/26 (02/26)**

26-1034 REMOVE & REPROGRAM TCM AND REINSTALL ON FOX 5VIN# 1HTMZ5KN4#	P-15431	1329	728.00	463700 - VEHICLE MAINTENANCE - ARFF
--	---------	------	--------	-------------------------------------

**Total 82601 (bomops) - CONSOLIDATED TRUCK PARTS & SERVICE (contru) - 02/20/26 (02/26) 728.00****82602 (bomops) - COVINGTON SALES & SERVICE INC. (covingto) - 02/20/26 (02/26)**

26-1055 FUEL CAP FOR KUBOTA M125GX SERIAL#16379	P-15551	2101	48.51	461600 - EQUIPMENT MAINTENANCE
26-1055 FREIGHT	P-15551	2101	15.00	461600 - EQUIPMENT MAINTENANCE

**Payment Detail**

Bank=bomops AND mm/yy=02/2026-02/2026 AND All Checks=Yes AND Include Voids=All Checks

FREIGHT	P-15551	2101	0.94	461600 - EQUIPMENT MAINTENANCE
<b>Total 82602 (bomops) - COVINGTON SALES &amp; SERVICE INC. (covingto) - 02/20/26 (02/26)</b>			<b>64.45</b>	
<b>82603 (bomops) - FING DESIGNS, LLC (fingdesg) - 02/20/26 (02/26)</b>				
02/2026 MARKETING/CREATIVE SERVICES AGREEMENT	P-15412	finprop	4,500.00	452300 - PROFESSIONAL SERVICES - CONSULTING
<b>Total 82603 (bomops) - FING DESIGNS, LLC (fingdesg) - 02/20/26 (02/26)</b>			<b>4,500.00</b>	
<b>82604 (bomops) - GANNETT LOUISIANA LOCALIQ (gannettn) - 02/20/26 (02/26)</b>				
01/2026 TARGETED EMAIL AND DISPLAY ADS PROMOTING UNITED CAMPAIGN 8 MI P-15627		finprop	507.87	421050 - ADVERTISING
<b>Total 82604 (bomops) - GANNETT LOUISIANA LOCALIQ (gannettn) - 02/20/26 (02/26)</b>			<b>507.87</b>	
<b>82605 (bomops) - JEFF'S LAWN &amp; LANDSCAPE, LLC (jefflawn) - 02/20/26 (02/26)</b>				
01/2026 PERIMETER MOWING, CHEMICAL APPLICATION, BED & IRRIGATION MAIN P-15592		finprop	21,612.50	461900 - GROUNDS MAINTENANCE
01/2026 BED & IRRIGATION MAINTENANCE @ AEX	P-15592	1100	3,592.71	461900 - GROUNDS MAINTENANCE
<b>Total 82605 (bomops) - JEFF'S LAWN &amp; LANDSCAPE, LLC (jefflawn) - 02/20/26 (02/26)</b>			<b>25,205.21</b>	
<b>82606 (bomops) - JOSEPH PAINT INC. (josephpa) - 02/20/26 (02/26)</b>				
26-1072 5 GALLON BUCKET FLAT WHITE CEILING PAINT	P-15440	2015v	319.28	462700 - PAINTING MAINTENANCE
26-1072 1 GALLON NAVAJO WHITE OIL BASE SEMI GLOSS	P-15440	2015v	319.27	462700 - PAINTING MAINTENANCE
<b>Total 82606 (bomops) - JOSEPH PAINT INC. (josephpa) - 02/20/26 (02/26)</b>			<b>638.55</b>	
<b>82607 (bomops) - KALB (kalb) - 02/20/26 (02/26)</b>				
01/2026 WEATHER CAMERA ADVERTISING PLUS BONUS DISPLAY AD ON KALB.COM P-15633		finprop	324.00	421050 - ADVERTISING
01/2026 WEATHER CAMERA ADVERTISING PLUS BONUS DISPLAY AD ON KALB.COM P-15633		finprop	990.00	421050 - ADVERTISING
01/2026 WEATHER CAMERA ADVERTISING PLUS BONUS DISPLAY AD ON KALB.COM P-15633		finprop	486.00	421050 - ADVERTISING
<b>Total 82607 (bomops) - KALB (kalb) - 02/20/26 (02/26)</b>			<b>1,800.00</b>	
<b>82608 (bomops) - LOEWER LAWN &amp; CYCLE CENTER (loewer) - 02/20/26 (02/26)</b>				
26-1106 BLADES FOR MOWERS KUBOTA	P-15567	2015v	263.88	461600 - EQUIPMENT MAINTENANCE
26-1106 BLADES FOR 72" KUBOTA DECK	P-15567	2015v	329.88	461600 - EQUIPMENT MAINTENANCE
26-1106 BLADES FOR 60" KUBOTA DECK	P-15567	2015v	245.88	461600 - EQUIPMENT MAINTENANCE
<b>Total 82608 (bomops) - LOEWER LAWN &amp; CYCLE CENTER (loewer) - 02/20/26 (02/26)</b>			<b>839.64</b>	
<b>82609 (bomops) - LOTT OIL COMPANY (lottoil) - 02/20/26 (02/26)</b>				
26-0858 UNLEADED AND DIESEL FUEL FOR AIRPARK VEHICLES	P-15595	finprop	613.51	442000 - FUEL & OIL
<b>Total 82609 (bomops) - LOTT OIL COMPANY (lottoil) - 02/20/26 (02/26)</b>			<b>613.51</b>	
<b>82610 (bomops) - MANNA HOUSE (mannahou) - 02/20/26 (02/26)</b>				
26-1123 MANNA HOUSE PRO-AM GOLF TOURNAMENT VIP TEAM SPONSORSHIP	P-15638	finprop	1,250.00	423100 - PROMOTIONS/SPONSORSHIPS
<b>Total 82610 (bomops) - MANNA HOUSE (mannahou) - 02/20/26 (02/26)</b>			<b>1,250.00</b>	
<b>82611 (bomops) - MELVIN TYLER (melvin) - 02/20/26 (02/26)</b>				
U=1208NORA :26-0983 PAINT ALL INTERIOR INCLUDING SCRAPING AND MUDDING P-15539		6956	3,650.00	462700 - PAINTING MAINTENANCE
<b>Total 82611 (bomops) - MELVIN TYLER (melvin) - 02/20/26 (02/26)</b>			<b>3,650.00</b>	
<b>82612 (bomops) - MID-STATE SUPPLY (mid-stat) - 02/20/26 (02/26)</b>				
26-1003 4' T8 5000K LED BULBS FOR BUILDING 1433 2109 FRANK LUKE BLVD	P-15543	2109	479.50	461400 - COMMERCIAL BUILDING MAINTENANCE
<b>Total 82612 (bomops) - MID-STATE SUPPLY (mid-stat) - 02/20/26 (02/26)</b>			<b>479.50</b>	
<b>82613 (bomops) - NATCHITOCHESS POWERSPORTS (natchpow) - 02/20/26 (02/26)</b>				
26-1029 SET OF LUG NUTS FOR HUSTLER 104 MOWER	P-15511	2015v	19.95	461600 - EQUIPMENT MAINTENANCE
26-1029 HUB FOR HUSTLER 104 MOWER	P-15511	2015v	165.99	461600 - EQUIPMENT MAINTENANCE
26-1029 26/12/12 WHEEL AND TIRE ASSY	P-15511	2015v	358.80	461600 - EQUIPMENT MAINTENANCE
<b>Total 82613 (bomops) - NATCHITOCHESS POWERSPORTS (natchpow) - 02/20/26 (02/26)</b>			<b>544.74</b>	
<b>82614 (bomops) - RANDY'S ONE SHOP INC. (randys) - 02/20/26 (02/26)</b>				
26-1056 STIHL BAR AND CHAIN OIL	P-15433	2101	22.99	442300 - OPERATING SUPPLIES
<b>Total 82614 (bomops) - RANDY'S ONE SHOP INC. (randys) - 02/20/26 (02/26)</b>			<b>22.99</b>	
<b>82615 (bomops) - RAPIDES PARISH SHERIFF DEPT. (rapsheri) - 02/20/26 (02/26)</b>				

## Payment Detail

Bank=bomops AND mm/yy=02/2026-02/2026 AND All Checks=Yes AND Include Voids=All Checks

01/2026 AIRPARK SECURITY AUGUST 2025-JUNE 2026	P-15593	finprop	25,391.88	451200 - CONTRACT LABOR - SECURITY
<b>Total 82615 (bomops) - RAPIDES PARISH SHERIFF DEPT. (rapsheri) - 02/20/26 (02/26)</b>			<b>25,391.88</b>	
<b>82616 (bomops) - RED BALL OXYGEN CO., INC. (redball) - 02/20/26 (02/26)</b>				
01/2026 ARGON, OXYGEN, ACETYLENE, & WELDING GAS TANK RENTAL AND REFILL P-15519		2101	112.74	442300 - OPERATING SUPPLIES
<b>Total 82616 (bomops) - RED BALL OXYGEN CO., INC. (redball) - 02/20/26 (02/26)</b>			<b>112.74</b>	
<b>82617 (bomops) - RED RIVER GLASS (redrivgl) - 02/20/26 (02/26)</b>				
26-1094 REPLACE BROKEN WINDOW IN VACANT END OF BLDG. 900	P-15560	1405	263.00	461400 - COMMERCIAL BUILDING MAINTENANCE
<b>Total 82617 (bomops) - RED RIVER GLASS (redrivgl) - 02/20/26 (02/26)</b>			<b>263.00</b>	
<b>82618 (bomops) - REXEL, INC (rexel-so) - 02/20/26 (02/26)</b>				
26-0919 SQUARE D RELAYS	P-15422	1100	298.17	441100 - AIRFIELD LIGHTING
26-0919 FREIGHT	P-15422	1100	20.00	441100 - AIRFIELD LIGHTING
<b>Total 82618 (bomops) - REXEL, INC (rexel-so) - 02/20/26 (02/26)</b>			<b>318.17</b>	
<b>82619 (bomops) - SAYES OFFICE SUPPLY (sayesoff) - 02/20/26 (02/26)</b>				
26-1053 BLACK DRY ERASE MARKERS	P-15631	2015v	33.48	442200 - OFFICE SUPPLIES
26-1053 BLACK TONER CARTRIDGE	P-15631	2015v	140.89	442200 - OFFICE SUPPLIES
26-1053 SAYES BOTTLED WATER	P-15631	1611	45.90	442200 - OFFICE SUPPLIES
26-1053 STAPLER	P-15631	1611	29.99	442200 - OFFICE SUPPLIES
<b>Total 82619 (bomops) - SAYES OFFICE SUPPLY (sayesoff) - 02/20/26 (02/26)</b>			<b>250.26</b>	
<b>82620 (bomops) - CONVERGINT TECHNOLOGY LLC (simpsons) - 02/20/26 (02/26)</b>				
01/2026 DOOR ACCESS AT AEX FLIGHT SIMULATOR, KEYPAD ONLY NO VIDEO	P-15639	1616	120.00	431000 - UTILITIES - CABLE / INTERNET
<b>Total 82620 (bomops) - CONVERGINT TECHNOLOGY LLC (simpsons) - 02/20/26 (02/26)</b>			<b>120.00</b>	
<b>82621 (bomops) - SKIP CONVERSE INC (skipcon) - 02/20/26 (02/26)</b>				
26-0859 ADDITIONAL WORK NEEDED TO INSTALL ROLL-UP DOOR AT AZEOFORM	P-15628	2716	1,345.00	461400 - COMMERCIAL BUILDING MAINTENANCE
<b>Total 82621 (bomops) - SKIP CONVERSE INC (skipcon) - 02/20/26 (02/26)</b>			<b>1,345.00</b>	
<b>82622 (bomops) - SOUTHWEST ENGINEERS (southwes) - 02/20/26 (02/26)</b>				
02/2026 WATER TREATMENT SERVICES	P-15525	1100	526.00	462200 - HVAC / HVACR MAINTENANCE
<b>Total 82622 (bomops) - SOUTHWEST ENGINEERS (southwes) - 02/20/26 (02/26)</b>			<b>526.00</b>	
<b>82623 (bomops) - OPTIMUM (sudlink) - 02/20/26 (02/26)</b>				
02/2026 1104 BILLY MITCHELL	P-15596	1104	160.00	431000 - UTILITIES - CABLE / INTERNET
<b>Total 82623 (bomops) - OPTIMUM (sudlink) - 02/20/26 (02/26)</b>			<b>160.00</b>	
<b>82624 (bomops) - OPTIMUM (sudlink) - 02/20/26 (02/26)</b>				
02/2026 1611 ARNOLD DRIVE	P-15597	1611	83.92	431000 - UTILITIES - CABLE / INTERNET
<b>Total 82624 (bomops) - OPTIMUM (sudlink) - 02/20/26 (02/26)</b>			<b>83.92</b>	
<b>82625 (bomops) - OPTIMUM (sudlink) - 02/20/26 (02/26)</b>				
02/2026 INTERNET FLIGHT SIMULATOR	P-15598	1616	131.28	431000 - UTILITIES - CABLE / INTERNET
<b>Total 82625 (bomops) - OPTIMUM (sudlink) - 02/20/26 (02/26)</b>			<b>131.28</b>	
<b>82626 (bomops) - OPTIMUM (sudlink) - 02/20/26 (02/26)</b>				
02/2026 INTERNET COMMUNITY CTR	P-15599	1718	236.13	431000 - UTILITIES - CABLE / INTERNET
<b>Total 82626 (bomops) - OPTIMUM (sudlink) - 02/20/26 (02/26)</b>			<b>236.13</b>	
<b>82627 (bomops) - SUMMER STEINER (summerst) - 02/20/26 (02/26)</b>				
AMERICAN AIRLINES FAA FORT WORTH	P-15637	1611	835.20	424100 - TRAVEL
<b>Total 82627 (bomops) - SUMMER STEINER (summerst) - 02/20/26 (02/26)</b>			<b>835.20</b>	
<b>82628 (bomops) - CLARK (t0000203) - 02/20/26 (02/26)</b>				
TENANT REFUND Q-29388	P-15497	1200map	335.00	251500 - REFUND CLEARING ACCOUNT
<b>Total 82628 (bomops) - CLARK (t0000203) - 02/20/26 (02/26)</b>			<b>335.00</b>	
<b>82629 (bomops) - TETERS FAUCET PARTS (tetersfa) - 02/20/26 (02/26)</b>				

**Payment Detail**

Bank=bomops AND mm/yy=02/2026-02/2026 AND All Checks=Yes AND Include Voids=All Checks

26-1105 PLUMBING SUPPLIES FOR RESIDENTIALS - EO	P-15566	2015v	586.26	462900 - PLUMBING MAINTENANCE
26-1105 PLUMBING SUPPLIES FOR RESIDENTIALS - EE	P-15566	2015v	586.25	462900 - PLUMBING MAINTENANCE
<b>Total 82629 (bomops) - TETERS FAUCET PARTS (tetersfa) - 02/20/26 (02/26)</b>			<b>1,172.51</b>	
<b>82630 (bomops) - CENTRAL VOICE &amp; DATA LLC. (turnerte) - 02/20/26 (02/26)</b>				
M26-1039 MANAGED SERVICES FOR FIREWALL - 6 MOS. THRU 6/2026	P-15634	1108dao	61.47	451100 - IT / SOFTWARE SERVICES
M26-1039 MANAGED SERVICES FOR FIREWALL - 6 MOS. THRU 6/2026	P-15634	1103dao	61.47	451100 - IT / SOFTWARE SERVICES
M26-1039 MANAGED SERVICES FOR FIREWALL - 6 MOS. THRU 6/2026	P-15634	1107dao	61.47	451100 - IT / SOFTWARE SERVICES
26-1039 INSTALLATION FEE	P-15634	1108dao	100.00	451100 - IT / SOFTWARE SERVICES
26-1039 INSTALLATION FEE	P-15634	1103dao	100.00	451100 - IT / SOFTWARE SERVICES
26-1039 INSTALLATION FEE	P-15634	1107dao	100.00	451100 - IT / SOFTWARE SERVICES
<b>Total 82630 (bomops) - CENTRAL VOICE &amp; DATA LLC. (turnerte) - 02/20/26 (02/26)</b>			<b>484.41</b>	
<b>82631 (bomops) - WASTE CONNECTIONS BAYOU INC (wcbayoui) - 02/20/26 (02/26)</b>				
01/2026 RESIDENTIAL PICKUP	P-15594	finprop	4,087.60	435000 - UTILITIES - WASTE COLLECTION
01/2026 RESIDENTIAL PICKUP	P-15594	finprop	1,362.00	435000 - UTILITIES - WASTE COLLECTION
01/2026 RESIDENTIAL PICKUP	P-15594	6956	6,471.40	435000 - UTILITIES - WASTE COLLECTION
01/2026 BLDG 1730	P-15600	2101	586.19	435000 - UTILITIES - WASTE COLLECTION
01/2026 2113 FRANK LUKE BLVD	P-15601	2113	143.21	435000 - UTILITIES - WASTE COLLECTION
01/2026 BLDG 1703	P-15602	2015v	812.47	435000 - UTILITIES - WASTE COLLECTION
<b>Total 82631 (bomops) - WASTE CONNECTIONS BAYOU INC (wcbayoui) - 02/20/26 (02/26)</b>			<b>13,462.87</b>	
<b>82632 (bomops) - AMERICAN ASSOC OF AIRPORT EXE. (aaae) - 02/27/26 (02/26)</b>				
A26-0022 MEMBERSHIP RENEWALS	P-15700	2101	275.00	421400 - DUES AND SUBSCRIPTIONS
MEMBERSHIP	P-15700	2101	50.00	421400 - DUES AND SUBSCRIPTIONS
<b>Total 82632 (bomops) - AMERICAN ASSOC OF AIRPORT EXE. (aaae) - 02/27/26 (02/26)</b>			<b>325.00</b>	
<b>82633 (bomops) - AERO DOOR INTERNATIONAL LLC (aerodoor) - 02/27/26 (02/26)</b>				
25-1345 PROVIDE AND INSTALL 16 CABLES ON TWO 6 PANEL BIPARTING DOORS. ( P-15649		1215k	4,061.51	950500 - EEIDD FUNDED
<b>Total 82633 (bomops) - AERO DOOR INTERNATIONAL LLC (aerodoor) - 02/27/26 (02/26)</b>			<b>4,061.51</b>	
<b>82634 (bomops) - AMAZON CAPITAL SERVICES (amazon) - 02/27/26 (02/26)</b>				
26-1052 LANYARDS FOR ID BADGES	P-15678	1100	81.96	442200 - OFFICE SUPPLIES
26-1052 HANGING FILE FOLDERS, LEGAL, RED	P-15678	1100	65.05	442200 - OFFICE SUPPLIES
26-1052 HANGING FILE FOLDERS, LEGAL, BLUE	P-15678	1100	74.16	442200 - OFFICE SUPPLIES
26-1129 APC UPS BATTERY BACKUP SURGE PROTECTOR	P-15684	2235	99.00	441500 - COMPUTER EQUIPMENT/SOFTWARE
BATTERY BACKUP	P-15684	2235	0.99	441500 - COMPUTER EQUIPMENT/SOFTWARE
26-1133 10 GAUGE 50FT CORD	P-15690	2015v	58.98	442500 - SMALL TOOLS & EQUIPMENT
26-1133 LOCKOUT TAG OUT KIT	P-15690	2015v	34.99	442500 - SMALL TOOLS & EQUIPMENT
26-1133 GFCI ADAPTER CORDS	P-15690	2015v	277.70	442500 - SMALL TOOLS & EQUIPMENT
<b>Total 82634 (bomops) - AMAZON CAPITAL SERVICES (amazon) - 02/27/26 (02/26)</b>			<b>692.83</b>	
<b>82635 (bomops) - ARNOLD ELECTRIC LLC (arnold) - 02/27/26 (02/26)</b>				
26-1027 LABOR AND MATERIAL TO REWIRE 1012 SCHILLING	P-15676	1012sch	5,115.00	950500 - EEIDD FUNDED
<b>Total 82635 (bomops) - ARNOLD ELECTRIC LLC (arnold) - 02/27/26 (02/26)</b>			<b>5,115.00</b>	
<b>82636 (bomops) - AT &amp; T (att) - 02/27/26 (02/26)</b>				
02/2026 INTERNET CARWASH	P-15650	2235	541.53	431000 - UTILITIES - CABLE / INTERNET
<b>Total 82636 (bomops) - AT &amp; T (att) - 02/27/26 (02/26)</b>			<b>541.53</b>	
<b>82637 (bomops) - AT&amp;T (attatl) - 02/27/26 (02/26)</b>				
02/2026 ELEVATOR SHREIFF DEPT	P-15723	2005	35.77	434000 - UTILITIES - PHONE SERVICE - LAND
<b>Total 82637 (bomops) - AT&amp;T (attatl) - 02/27/26 (02/26)</b>			<b>35.77</b>	
<b>82638 (bomops) - AT&amp;T (attatl) - 02/27/26 (02/26)</b>				
02/2026 ALARM LINE UCORE	P-15724	2015c	90.28	434000 - UTILITIES - PHONE SERVICE - LAND
<b>Total 82638 (bomops) - AT&amp;T (attatl) - 02/27/26 (02/26)</b>			<b>90.28</b>	
<b>82639 (bomops) - AT &amp; T MOBILITY (attmobil) - 02/27/26 (02/26)</b>				
02/2026 EMPLOYEE CELL PHONES	P-15653	1611	47.48	433000 - UTILITIES - PHONE SERVICE - CELL

## Payment Detail

Bank=bomops AND mm/yy=02/2026-02/2026 AND All Checks=Yes AND Include Voids=All Checks

02/2026 EMPLOYEE CELL PHONES	P-15653	1611	4.31	433000 - UTILITIES - PHONE SERVICE - CELL
02/2026 EMPLOYEE CELL PHONES	P-15653	2101	81.22	433000 - UTILITIES - PHONE SERVICE - CELL
02/2026 EMPLOYEE CELL PHONES	P-15653	1611	57.23	433000 - UTILITIES - PHONE SERVICE - CELL
02/2026 EMPLOYEE CELL PHONES	P-15653	6956	230.05	433000 - UTILITIES - PHONE SERVICE - CELL
<b>Total 82639 (bomops) - AT &amp; T MOBILITY (attmobil) - 02/27/26 (02/26)</b>			<b>420.29</b>	
<b>82640 (bomops) - AT &amp; T (attmobt) - 02/27/26 (02/26)</b>				
02/2026 INTERNET RESIDENTIAL OFFICE	P-15652	6956	109.99	431000 - UTILITIES - CABLE / INTERNET
02/2026 INTERNET ADMIN BLDG	P-15722	1611	199.99	431000 - UTILITIES - CABLE / INTERNET
<b>Total 82640 (bomops) - AT &amp; T (attmobt) - 02/27/26 (02/26)</b>			<b>309.98</b>	
<b>82641 (bomops) - BAYOU MOSQUITO &amp; PEST MGMT LLC (bayoumos) - 02/27/26 (02/26)</b>				
02/2026 RODENT CONTROL	P-15506	1400hic	75.00	453600 - PURCHASED SERVICES - PEST CONTROL
U=1015NYEA :M26-0061 MONTHLY RODENT CONTROL	P-15521	6956	20.00	453600 - PURCHASED SERVICES - PEST CONTROL
U=1015NYEB :M26-0061 MONTHLY RODENT CONTROL	P-15521	6956	20.00	453600 - PURCHASED SERVICES - PEST CONTROL
02/2026 PEST CONTROL FOR CARWASH	P-15664	2235	35.00	453600 - PURCHASED SERVICES - PEST CONTROL
02/2026 CHECK & REFILL 30 BAIT STATIONS THROUGHOUT NEIGHBORHOOD - QU/	P-15669	6956	195.00	453600 - PURCHASED SERVICES - PEST CONTROL
<b>Total 82641 (bomops) - BAYOU MOSQUITO &amp; PEST MGMT LLC (bayoumos) - 02/27/26 (02/26)</b>			<b>345.00</b>	
<b>82642 (bomops) - BELLS JANITORIAL (bells) - 02/27/26 (02/26)</b>				
02/2026 CUSTODIAL SERVICES	P-15701	2113	120.00	453400 - PURCHASED SERVICES - JANITORIAL
M26-0043 CUSTODIAL SERVICES	P-15701	1611	2,040.00	453400 - PURCHASED SERVICES - JANITORIAL
M26-0043 CUSTODIAL SERVICES	P-15701	1616	100.00	453400 - PURCHASED SERVICES - JANITORIAL
02/2026 JANITORIAL SERVICES FOR COMMUNITY CENTER	P-15703	1718	680.00	453400 - PURCHASED SERVICES - JANITORIAL
02/2026 CLEAN FLIGHT SIMULATOR ROOM JULY 2025-JUNE 2026	P-15737	1616	200.00	453400 - PURCHASED SERVICES - JANITORIAL
26-1058 TO CLEAN AEX FEB 2026	P-15738	1100	1,425.00	453400 - PURCHASED SERVICES - JANITORIAL
26-1058 TO COVER VACATION, HOLIDAY, AND SICK LEAVE	P-15738	1100	260.00	453400 - PURCHASED SERVICES - JANITORIAL
<b>Total 82642 (bomops) - BELLS JANITORIAL (bells) - 02/27/26 (02/26)</b>			<b>4,825.00</b>	
<b>82643 (bomops) - BISHOP ENTERPRISES, LLC (bishopen) - 02/27/26 (02/26)</b>				
01/2026 CUT GRASS AT AEX	P-15640	1100	6,307.26	461900 - GROUNDS MAINTENANCE
01/2026 CUT GRASS AT LANDSIDE AREAS	P-15640	finprop	5,542.74	461900 - GROUNDS MAINTENANCE
<b>Total 82643 (bomops) - BISHOP ENTERPRISES, LLC (bishopen) - 02/27/26 (02/26)</b>			<b>11,850.00</b>	
<b>82644 (bomops) - BROOKE MYERS (brooke) - 02/27/26 (02/26)</b>				
U=1104JIMA :26-1161 CLEAN/MAKE READY	P-15654	6956	275.00	453400 - PURCHASED SERVICES - JANITORIAL
U=1021COUA :26-1162 CLEAN/MAKE READY & POST CONSTRUCTION CLEAN-UP	P-15655	6956	375.00	453400 - PURCHASED SERVICES - JANITORIAL
02/9-13/2026 JANITORIAL SERVICE AND SUPPLIES - MAIN OFFICE & SUITES	P-15663	6956	470.00	453400 - PURCHASED SERVICES - JANITORIAL
M26-0134 WEEKLY JANITORIAL SERVICE	P-15663	1108dao	150.00	453400 - PURCHASED SERVICES - JANITORIAL
M26-0134 WEEKLY JANITORIAL SERVICE	P-15663	1103dao	75.00	453400 - PURCHASED SERVICES - JANITORIAL
2/16-20/2026 JANITORIAL SERVICE AND SUPPLIES - MAIN OFFICE & SUITES	P-15708	6956	470.00	453400 - PURCHASED SERVICES - JANITORIAL
M26-0134 WEEKLY JANITORIAL SERVICE	P-15708	1108dao	150.00	453400 - PURCHASED SERVICES - JANITORIAL
M26-0134 WEEKLY JANITORIAL SERVICE	P-15708	1103dao	75.00	453400 - PURCHASED SERVICES - JANITORIAL
<b>Total 82644 (bomops) - BROOKE MYERS (brooke) - 02/27/26 (02/26)</b>			<b>2,040.00</b>	
<b>82645 (bomops) - BROWN &amp; BROWN OF LOUISIANA, LLC (brownbr) - 02/27/26 (02/26)</b>				
26-0657 GAS FITTERS HVAC PLUMBER BONDS FOR SHANNON HINES AND JOE POST	P-15670	finprop	100.00	422300 - INSURANCE
<b>Total 82645 (bomops) - BROWN &amp; BROWN OF LOUISIANA, LLC (brownbr) - 02/27/26 (02/26)</b>			<b>100.00</b>	
<b>82646 (bomops) - CHICOLA ROOFING (chuckchi) - 02/27/26 (02/26)</b>				
U=1125JIMA :26-1119 REMOVAL AND DISPOSAL OF EXISTING SHINGLE ROOF, ANC	P-15571	6956	7,450.00	950500 - EEIDD FUNDED
U=1125JIMB :26-1119 REMOVAL AND DISPOSAL OF EXISTING SHINGLE ROOF, ANC	P-15571	6956	7,450.00	950500 - EEIDD FUNDED
U=1128JIMA :26-1120 REMOVAL AND DISPOSAL OF EXISTING SHINGLE ROOF, ANC	P-15572	6956	9,650.00	950500 - EEIDD FUNDED
U=1128JIMB :26-1120 REMOVAL AND DISPOSAL OF EXISTING SHINGLE ROOF, ANC	P-15572	6956	9,650.00	950500 - EEIDD FUNDED
<b>Total 82646 (bomops) - CHICOLA ROOFING (chuckchi) - 02/27/26 (02/26)</b>			<b>34,200.00</b>	
<b>82647 (bomops) - CINTAS CORP (cintas) - 02/27/26 (02/26)</b>				
26-0044 4X8 LOGO MAT QTY 4	P-15665	1100	22.00	453400 - PURCHASED SERVICES - JANITORIAL
26-0044 3X5 EXTRACTION MAT ONYX QTY 6	P-15665	1100	15.00	453400 - PURCHASED SERVICES - JANITORIAL
26-0044 24" DUST MOP QTY 8	P-15665	1100	10.73	453400 - PURCHASED SERVICES - JANITORIAL

## Payment Detail

Bank=bomops AND mm/yy=02/2026-02/2026 AND All Checks=Yes AND Include Voids=All Checks

26-0044 SERVICE CHARGE	P-15665	1100	23.18	453400 - PURCHASED SERVICES - JANITORIAL
26-0044 4X8 LOGO MAT QTY 4	P-15666	1100	22.00	453400 - PURCHASED SERVICES - JANITORIAL
26-0044 3X5 EXTRACTION MAT ONYX QTY 6	P-15666	1100	15.00	453400 - PURCHASED SERVICES - JANITORIAL
26-0044 24" DUST MOP QTY 8	P-15666	1100	10.73	453400 - PURCHASED SERVICES - JANITORIAL
26-0044 SERVICE CHARGE	P-15666	1100	23.18	453400 - PURCHASED SERVICES - JANITORIAL
<b>Total 82647 (bomops) - CINTAS CORP (cintas) - 02/27/26 (02/26)</b>				<b>141.82</b>
<b>82648 (bomops) - CITY OF ALEXANDRIA-UTILITY (city-uti) - 02/27/26 (02/26)</b>				
01/2026 1011 DAOUST DR	P-15644	6956	15.78	436000 - UTILITIES - WATER / GAS
01/2026 1406 VAN GOSSEN AVE 1205	P-15647	1406	94.54	436000 - UTILITIES - WATER / GAS
01/2026 1016 NORMAN DR A	P-15705	6956	31.73	436000 - UTILITIES - WATER / GAS
02/2026 1021 COUNCIL DR 4214-A	P-15730	6956	176.29	436000 - UTILITIES - WATER / GAS
02/2026 1104 JIM MEYER DR 4201 A	P-15731	6956	85.66	436000 - UTILITIES - WATER / GAS
<b>Total 82648 (bomops) - CITY OF ALEXANDRIA-UTILITY (city-uti) - 02/27/26 (02/26)</b>				<b>404.00</b>
<b>82649 (bomops) - CLECO POWER LLC (cleco) - 02/27/26 (02/26)</b>				
01/2026 1403 HICKORY CT	P-15588	1400hic	43.66	432000 - UTILITIES - ELECTRIC
01/2026 1107 CEDAR CT	P-15589	1100ced	46.63	432000 - UTILITIES - ELECTRIC
01/2026 1406 HICKORY CT	P-15590	1400hic	64.12	432000 - UTILITIES - ELECTRIC
01/2026 1401 HICKORY CT	P-15591	1400hic	43.38	432000 - UTILITIES - ELECTRIC
01/2026 1203 MAPLE CT	P-15609	1200map	19.63	432000 - UTILITIES - ELECTRIC
01/2026 1207 MAPLE CT	P-15611	1200map	0.24	432000 - UTILITIES - ELECTRIC
01/2026 1016 SCHILLING	P-15613	1016sch	18.86	432000 - UTILITIES - ELECTRIC
01/2026 1123 CEDAR CT	P-15614	1100ced	19.10	432000 - UTILITIES - ELECTRIC
01/2026 1408 HICKORY CT	P-15621	1400hic	19.50	432000 - UTILITIES - ELECTRIC
01/2026 1019 ROYCE DR	P-15622	1019roy	10.33	432000 - UTILITIES - ELECTRIC
<b>Total 82649 (bomops) - CLECO POWER LLC (cleco) - 02/27/26 (02/26)</b>				<b>285.45</b>
<b>82650 (bomops) - COMMUNITY COFFEE CO. LLC (communit) - 02/27/26 (02/26)</b>				
02/2026 COFFEE AND SUPPLES FOR ADMIN AND OPERATIONS	P-15668	1611	263.48	442200 - OFFICE SUPPLIES
<b>Total 82650 (bomops) - COMMUNITY COFFEE CO. LLC (communit) - 02/27/26 (02/26)</b>				<b>263.48</b>
<b>82651 (bomops) - COUNTRY BOY RADIATOR SHOP (countryb) - 02/27/26 (02/26)</b>				
26-1142 RADAITOR REPAIR ON LIFT GATE TRUCKVIN# 1FTNF20L54ED36388 LP# 1	P-15691	2113	400.00	463600 - VEHICLE MAINTENANCE
<b>Total 82651 (bomops) - COUNTRY BOY RADIATOR SHOP (countryb) - 02/27/26 (02/26)</b>				<b>400.00</b>
<b>82652 (bomops) - CRYSTAL CLEAN, LLC (crystalcl) - 02/27/26 (02/26)</b>				
26-1091 TO REMOVE OIL, OIL FILTERS, OIL DRUMS, AND ABSORBENT FROM FIRE I	P-15680	finprop	900.00	462000 - HAZARDOUS MATERIAL REMOVAL
<b>Total 82652 (bomops) - CRYSTAL CLEAN, LLC (crystalcl) - 02/27/26 (02/26)</b>				<b>900.00</b>
<b>82653 (bomops) - DAVID BROUSSARD (davidbro) - 02/27/26 (02/26)</b>				
MEALS IEDC LEADERSHIP SUMMIT WASHINGTON DC	P-15699	1611	225.00	424100 - TRAVEL
<b>Total 82653 (bomops) - DAVID BROUSSARD (davidbro) - 02/27/26 (02/26)</b>				<b>225.00</b>
<b>82654 (bomops) - GANNETT LOUISIANA LOCALIQ (gannettn) - 02/27/26 (02/26)</b>				
26-1014 PUBLIC NOTICE -EXECUTIVE COMMITTEE MTG 1/16/26	P-15656	finprop	5.76	423600 - PUBLIC ANNOUNCEMENTS
26-1059 EXECUTIVE COMM MEETING 1/16/2026 (REVISED)	P-15657	finprop	5.76	423600 - PUBLIC ANNOUNCEMENTS
26-1095 BOARD MEETING ANNOUNCEMENT FOR 1/22/26 PUBLISHED ON 1/16/2026	P-15658	finprop	5.28	423600 - PUBLIC ANNOUNCEMENTS
<b>Total 82654 (bomops) - GANNETT LOUISIANA LOCALIQ (gannettn) - 02/27/26 (02/26)</b>				<b>16.80</b>
<b>82655 (bomops) - GRIMES INDUSTRIAL SUPPLY, LLC (grimesin) - 02/27/26 (02/26)</b>				
26-1096 4" PVC STENCIL KIT	P-15561	2101	41.98	462700 - PAINTING MAINTENANCE
<b>Total 82655 (bomops) - GRIMES INDUSTRIAL SUPPLY, LLC (grimesin) - 02/27/26 (02/26)</b>				<b>41.98</b>
<b>82656 (bomops) - INFORMA PRINCETON LLC (infopri) - 02/27/26 (02/26)</b>				
02/2026 AIR SERVICE DEVELOPMENT	P-15728	1611	5,608.00	452300 - PROFESSIONAL SERVICES - CONSULTING
09/2025 TRAVEL AND EXPENSES	P-15739	1611	2,660.02	452300 - PROFESSIONAL SERVICES - CONSULTING
<b>Total 82656 (bomops) - INFORMA PRINCETON LLC (infopri) - 02/27/26 (02/26)</b>				<b>8,268.02</b>
<b>82657 (bomops) - INSIGHT AUDIO VIDEO (insighta) - 02/27/26 (02/26)</b>				

**Payment Detail**

Bank=bomops AND mm/yy=02/2026-02/2026 AND All Checks=Yes AND Include Voids=All Checks

A26-0051 BRIGHTSIGN ANNUAL SUBSCRIPTION FOR 3 DIGITAL SIGNS IN BAGGAGE P-15702	1100		120.00	451100 - IT / SOFTWARE SERVICES
<b>Total 82657 (bomops) - INSIGHT AUDIO VIDEO (insighta) - 02/27/26 (02/26)</b>			<b>120.00</b>	
<b>82658 (bomops) - JB BUILDINGS, LLC (jbbuildings) - 02/27/26 (02/26)</b>				
26-0820 EXTERIOR REPAIRS FOR ALL DWELLINGS ON SCHILLING DRIVE, INCLUDIN P-15707	finprop		85,000.00	950500 - EEIDD FUNDED
<b>Total 82658 (bomops) - JB BUILDINGS, LLC (jbbuildings) - 02/27/26 (02/26)</b>			<b>85,000.00</b>	
<b>82659 (bomops) - JOSEPH PAINT INC. (josephpa) - 02/27/26 (02/26)</b>				
26-1125 GALLONS OF BEIGE PAINT FOR AIRPORT TERMINAL	P-15683	1100	320.00	462700 - PAINTING MAINTENANCE
BEIGE PAINT	P-15683	1100	33.94	462700 - PAINTING MAINTENANCE
<b>Total 82659 (bomops) - JOSEPH PAINT INC. (josephpa) - 02/27/26 (02/26)</b>			<b>353.94</b>	
<b>82660 (bomops) - KRISTOPHER LANDRUM (klandr) - 02/27/26 (02/26)</b>				
MEALS WILDLIFE MGMT COURSE TULSA OK	P-15734	2101	291.00	424100 - TRAVEL
<b>Total 82660 (bomops) - KRISTOPHER LANDRUM (klandr) - 02/27/26 (02/26)</b>			<b>291.00</b>	
<b>82661 (bomops) - LCR CORPORATION-M (lccorp) - 02/27/26 (02/26)</b>				
26-1067 24 VOLT EL-165-2 SOLENOIDS	P-15714	1100	90.00	462900 - PLUMBING MAINTENANCE
26-1067 VACUUM BREAKER KITS V-651-A	P-15714	1100	50.00	462900 - PLUMBING MAINTENANCE
26-1067 TOILET SENSORS	P-15714	1100	652.00	462900 - PLUMBING MAINTENANCE
26-1067 URINAL SENSORS	P-15714	1100	658.00	462900 - PLUMBING MAINTENANCE
26-1067 AQUA FLUSH 1.6 FLUSH KITS	P-15714	1100	76.00	462900 - PLUMBING MAINTENANCE
26-1067 A37A FLUSH URINAL KITS	P-15714	1100	132.00	462900 - PLUMBING MAINTENANCE
26-1067 EL 128A REPAIR KIT SOLENOIDS	P-15714	1100	32.75	462900 - PLUMBING MAINTENANCE
<b>Total 82661 (bomops) - LCR CORPORATION-M (lccorp) - 02/27/26 (02/26)</b>			<b>1,690.75</b>	
<b>82662 (bomops) - LEAF (leaf) - 02/27/26 (02/26)</b>				
02/2026 COPIER LEASE	P-15704	6956	235.63	441800 - EQUIPMENT - RENTAL
<b>Total 82662 (bomops) - LEAF (leaf) - 02/27/26 (02/26)</b>			<b>235.63</b>	
<b>82663 (bomops) - LIFELINE SYSTEMS COMPANY (lifeline) - 02/27/26 (02/26)</b>				
02/2026 MONITORING SERVICE AND EQUIPMENT RENTAL	P-15667	6956	1,707.50	454100 - OTHER SERVICES
<b>Total 82663 (bomops) - LIFELINE SYSTEMS COMPANY (lifeline) - 02/27/26 (02/26)</b>			<b>1,707.50</b>	
<b>82664 (bomops) - LOUISIANA OCCUPATIONAL HEALTH (lohs) - 02/27/26 (02/26)</b>				
02/2026 RANDOM DRUG SCREENS 5 EACH PER QTR - OCT 2025 - JUNE 2026	P-15710	finprop	284.80	453200 - PURCHASED SERVICES - EMPLOYMENT
<b>Total 82664 (bomops) - LOUISIANA OCCUPATIONAL HEALTH (lohs) - 02/27/26 (02/26)</b>			<b>284.80</b>	
<b>82665 (bomops) - LONG'S PREFERRED PRODUCTS (longs) - 02/27/26 (02/26)</b>				
26-1152 OIL BASE FLOOR SWEEP, 50LBS	P-15696	2101	90.00	442100 - JANITORIAL
26-1152 GOLDEN STAR DUST MOPS, 48"	P-15696	2101	55.00	442100 - JANITORIAL
26-1152 ABCO 48"X5" DUST MOP FRAMES	P-15696	2101	33.00	442100 - JANITORIAL
<b>Total 82665 (bomops) - LONG'S PREFERRED PRODUCTS (longs) - 02/27/26 (02/26)</b>			<b>178.00</b>	
<b>82666 (bomops) - LOUISIANA CAT (loucat) - 02/27/26 (02/26)</b>				
26-1143 EMERGENCY CALL-OUT FOR AIRPORT TERMINAL GENERATOR SURGING DI P-15692	1100		4,058.52	463300 - TERMINAL BUILDING MAINTENANCE
<b>Total 82666 (bomops) - LOUISIANA CAT (loucat) - 02/27/26 (02/26)</b>			<b>4,058.52</b>	
<b>82667 (bomops) - LOWE'S (lowes) - 02/27/26 (02/26)</b>				
CREDIT EXTERIOR DOOR, PLYWOOD	P-15671	1012sch	-585.53	950500 - EEIDD FUNDED
EXTERIOR DOOR, PLYWOOD	P-15672	1012sch	570.95	950500 - EEIDD FUNDED
26-1130 LUMBER AND BRACKETS TO BUILD SHELIVING AND RACKS FOR COVERED V P-15685	2015v		99.47	463000 - REPAIRS & MAINTENANCE - OTHER
26-1130 LUMBER AND BRACKETS TO BUILD SHELIVING AND RACKS FOR COVERED V P-15686	2015v		190.87	463000 - REPAIRS & MAINTENANCE - OTHER
26-1131 LIQUID NAILS TUBES	P-15687	2015v	85.63	463100 - RESIDENTIAL / APARTMENT MAINTENANCE
26-1131 WOOD FLOOR ADHESIVE, 4 GALLONS	P-15687	2015v	135.00	463100 - RESIDENTIAL / APARTMENT MAINTENANCE
26-1132 30" STOVE VENT HOODS, DUCTLESS, WHITE	P-15688	2015v	356.00	463100 - RESIDENTIAL / APARTMENT MAINTENANCE
26-1132 BI-FOLDING DOORS, 36X80 WHITE WOOD W/ HARDWARE	P-15688	2015v	20.20	463100 - RESIDENTIAL / APARTMENT MAINTENANCE
26-1132 BI-FOLDING DOORS, 36X80 WHITE WOOD W/ HARDWARE	P-15689	2015v	84.55	463100 - RESIDENTIAL / APARTMENT MAINTENANCE
26-1145 5/4" DECK BOARDS & SCREWS TO REPAIR ROTTED AND DAMAGED BOARD P-15693	2015v		96.71	463100 - RESIDENTIAL / APARTMENT MAINTENANCE
26-1148 DISHWASHERS, WHITE	P-15694	2015v	598.00	441300 - APPLIANCES

## Payment Detail

Bank=bomops AND mm/yy=02/2026-02/2026 AND All Checks=Yes AND Include Voids=All Checks

26-1148 DISHWASHER SUPPLY CONNECTORS, 5FT	P-15694	2015v	16.62	441300 - APPLIANCES
26-1149 STANDARD ELITE MAILBOXES	P-15695	2015v	240.00	463100 - RESIDENTIAL / APARTMENT MAINTENANCE
26-1149 STANDARD ELITE MAILBOXES	P-15695	2015v	90.36	463100 - RESIDENTIAL / APARTMENT MAINTENANCE
<b>Total 82667 (bomops) - LOWE'S (lowes) - 02/27/26 (02/26)</b>			<b>1,998.83</b>	
<b>82668 (bomops) - LWCC (lwcc) - 02/27/26 (02/26) (Voided)</b>				
01/2026 WORKERS COMP INSURANCE	P-15743	finprop	4,768.66	243000 - WORKERS' COMP INS PAYABLE
<b>Total 82668 (bomops) - LWCC (lwcc) - 02/27/26 (02/26) (Voided)</b>			<b>4,768.66</b>	
<b>82668 (bomops) - LWCC (lwcc) - 02/27/26 (02/26) (Voider)</b>				
01/2026 WORKERS COMP INSURANCE	P-15743	finprop	-4,768.66	243000 - WORKERS' COMP INS PAYABLE
<b>Total 82668 (bomops) - LWCC (lwcc) - 02/27/26 (02/26) (Voider)</b>			<b>-4,768.66</b>	
<b>82669 (bomops) - MERRICK LLC (merrick) - 02/27/26 (02/26)</b>				
THROUGH 1/31/26 SOUTH RAMP EXPANSION - CONSTRUCTION PHASE 1	P-15712	faa	226,325.00	950100 - FAA REIMBURSED
THROUGH 1/31/26 SOUTH RAMP EXPANSION - CONSTRUCTION PHASE 1	P-15712	dotd	11,911.25	950200 - DOTD REIMBURSED
<b>Total 82669 (bomops) - MERRICK LLC (merrick) - 02/27/26 (02/26)</b>			<b>238,236.25</b>	
<b>82670 (bomops) - MID-STATE SUPPLY (mid-stat) - 02/27/26 (02/26)</b>				
26-1114 500 CT. BOX RED WIRE NUTS	P-15717	2015v	46.58	461400 - COMMERCIAL BUILDING MAINTENANCE
26-1114 100 CT. BOX RED WIRE NUTS	P-15717	2015v	52.23	461400 - COMMERCIAL BUILDING MAINTENANCE
26-1114 100 CT. BOX YELLOW WIRE NUTS	P-15717	2015v	82.38	461400 - COMMERCIAL BUILDING MAINTENANCE
26-1114 100 CT. BOX BLUE WIRE NUTS	P-15717	2015v	50.15	461400 - COMMERCIAL BUILDING MAINTENANCE
<b>Total 82670 (bomops) - MID-STATE SUPPLY (mid-stat) - 02/27/26 (02/26)</b>			<b>231.34</b>	
<b>82671 (bomops) - PAN AMERICAN ENGINEERS LLC (pan) - 02/27/26 (02/26)</b>				
THROUGH 1/17/26 ENGINEERING TASK ORDER 1	P-15716	dotd	199,800.00	950200 - DOTD REIMBURSED
<b>Total 82671 (bomops) - PAN AMERICAN ENGINEERS LLC (pan) - 02/27/26 (02/26)</b>			<b>199,800.00</b>	
<b>82672 (bomops) - PEGGY DUPRE (pdupree) - 02/27/26 (02/26)</b>				
PARCEL #29-13-72024-5 MOVING EXPENSES	P-15733	faa	1,980.00	950100 - FAA REIMBURSED
PARCEL #29-13-72024-5 MOVING EXPENSES	P-15733	dotd	220.00	950200 - DOTD REIMBURSED
<b>Total 82672 (bomops) - PEGGY DUPRE (pdupree) - 02/27/26 (02/26)</b>			<b>2,200.00</b>	
<b>82673 (bomops) - QUADIENT FINANCE USA, INC (quadfin) - 02/27/26 (02/26)</b>				
26-1004 POSTAGE FOR MACHINE	P-15679	1611	200.00	442400 - POSTAGE & SHIPPING
<b>Total 82673 (bomops) - QUADIENT FINANCE USA, INC (quadfin) - 02/27/26 (02/26)</b>			<b>200.00</b>	
<b>82674 (bomops) - RALPH HENNESSY (ralphh) - 02/27/26 (02/26)</b>				
MEALS, HOTEL, AIRFARE FAA FORT WORTH TX	P-15660	1611	1,144.46	424100 - TRAVEL
FAA FORT WORTH TX DIFFERENCE IN HOTEL COST	P-15661	1611	3.30	424100 - TRAVEL
CORRECTION FOR MEALS FOR NEXT MOVE GROUP NEW ORLEANS LA	P-15662	1611	-49.89	424100 - TRAVEL
LUNCH MEETING PROJECT LIGHTING	P-15727	1611	36.83	423100 - PROMOTIONS/SPONSORSHIPS
LUNCH MEETING FORT POLK BRIEFING	P-15729	1611	151.38	423100 - PROMOTIONS/SPONSORSHIPS
<b>Total 82674 (bomops) - RALPH HENNESSY (ralphh) - 02/27/26 (02/26)</b>			<b>1,286.08</b>	
<b>82675 (bomops) - RECORDS CONSULTANTS, INC (recordsc) - 02/27/26 (02/26)</b>				
26-0878 2025 INVENTORY	P-15673	finprop	8,250.00	452400 - PROFESSIONAL SERVICES - OTHER
<b>Total 82675 (bomops) - RECORDS CONSULTANTS, INC (recordsc) - 02/27/26 (02/26)</b>			<b>8,250.00</b>	
<b>82676 (bomops) - SCOTT GAMMEL (scottgam) - 02/27/26 (02/26)</b>				
MEALS FAA FORT WORTH TX	P-15659	1611	120.00	424100 - TRAVEL
FAA LUNCH	P-15697	1611	79.78	423100 - PROMOTIONS/SPONSORSHIPS
<b>Total 82676 (bomops) - SCOTT GAMMEL (scottgam) - 02/27/26 (02/26)</b>			<b>199.78</b>	
<b>82677 (bomops) - SOUTHERN COMPASS TITLE (socompas) - 02/27/26 (02/26)</b>				
PARCEL #29-13-72024-5 REPLACEMENT HOUSING	P-15732	faa	65,125.00	950100 - FAA REIMBURSED
PARCEL #29-13-72024-5 REPLACEMENT HOUSING	P-15732	dotd	7,235.79	950200 - DOTD REIMBURSED
<b>Total 82677 (bomops) - SOUTHERN COMPASS TITLE (socompas) - 02/27/26 (02/26)</b>			<b>72,360.79</b>	

**Payment Detail**

Bank=bomops AND mm/yy=02/2026-02/2026 AND All Checks=Yes AND Include Voids=All Checks

**82678 (bomops) - TEC OF JACKSON, INC (tec) - 02/27/26 (02/26)**

02/2026 ELEVATOR NSU 2	P-15651	7228	183.69	434000 - UTILITIES - PHONE SERVICE - LAND
------------------------	---------	------	--------	---

**Total 82678 (bomops) - TEC OF JACKSON, INC (tec) - 02/27/26 (02/26) 183.69**

**82679 (bomops) - EYES OPEN WITH TONY BROWN (tonybrow) - 02/27/26 (02/26)**

M26-0201 RADIO ADVERTISING AUG-SEPT 2025 AND MAR-APR 2026	P-15736	finprop	400.00	421050 - ADVERTISING
M26-0201 RADIO ADVERTISING AUG-SEPT 2025 AND MAR-APR 2026	P-15736	finprop	100.00	421050 - ADVERTISING

**Total 82679 (bomops) - EYES OPEN WITH TONY BROWN (tonybrow) - 02/27/26 (02/26) 500.00**

**82680 (bomops) - YANKEE CLIPPER (yankee) - 02/27/26 (02/26)**

U=1308NORA :26-1101 LEVEL SIDE OF DRIVEWAY AND INSTALL 88 12x12 PAVERS	P-15681	6956	1,163.00	461900 - GROUNDS MAINTENANCE
--	---------	------	----------	------------------------------

**Total 82680 (bomops) - YANKEE CLIPPER (yankee) - 02/27/26 (02/26) 1,163.00**

**1,660,447.64**



**ENGLAND ECONOMIC & INDUSTRIAL DEVELOPMENT DISTRICT  
(ENGLAND AIRPARK)**

**FINANCIAL PACKAGE  
JANUARY 31, 2026**

## TABLE OF CONTENTS

<b>GENERAL FUND</b> .....	<b>3</b>
FINANCIAL SNAPSHOT .....	4
STATEMENT OF REVENUES AND EXPENSES - SUMMARY .....	5
NET OPERATING INCOME 12 MONTH ANALYSIS .....	6
REVENUE COMPARISONS – BUDGET VS ACTUAL GRAPHS-MTD .....	7
REVENUE COMPARISONS – BUDGET VS ACTUAL GRAPHS-YTD .....	8
REVENUE COMPARISONS – COMMUNITY BUDGET VS ACTUAL GRAPHS-MTD .....	9
REVENUE COMPARISONS – COMMUNITY BUDGET VS ACTUAL GRAPHS-YTD .....	10
EXPENSE COMPARISONS – BUDGET VS ACTUAL GRAPHS-MTD .....	11
EXPENSE COMPARISONS – BUDGET VS ACTUAL GRAPHS-YTD .....	12
EXPENSE COMPARISONS – COMMUNITY BUDGET VS ACTUAL GRAPHS-MTD .....	13
EXPENSE COMPARISONS – COMMUNITY BUDGET VS ACTUAL GRAPHS-YTD .....	14
STATEMENT OF REVENUES AND EXPENSES – DETAIL .....	15
<b>CAPITAL FUND</b> .....	<b>20</b>
STATEMENT OF REVENUES AND EXPENSES .....	21
CAPITAL PROJECT ANALYSIS .....	22
<b>SUPPLEMENTAL REPORTING</b> .....	<b>26</b>
PERSONNEL COMPENSATION DETAIL .....	27
CASH SUMMARY REPORT .....	30
MONTHLY CASH FLOWS SCHEDULE .....	31
LOUISIANA ASSET MANAGEMENT POOL, INC. STATEMENT .....	33
OAKWING GOLF CLUB – INCOME STATEMENT .....	34



# GENERAL FUND



**PER DIVISION - FISCAL YEAR TO DATE**

	ADMIN	AIRPORT	AIRPARK	MILITARY	COMMUNITY	TOTAL
<b>NET INCOME YTD</b>						
REVENUES	-10.47	3,734,951.95	3,888,792.59	1,373,480.17	1,123,832.91	10,121,047.15
EXPENDITURES	1,617,936.29	2,846,912.55	2,804,584.27	38,326.72	1,280,173.13	8,587,932.96
<b>NET INCOME</b>	<b>-1,617,946.76</b>	<b>888,039.40</b>	<b>1,084,208.32</b>	<b>1,335,153.45</b>	<b>-156,340.22</b>	<b>1,533,114.19</b>
<b>BUDGETED NET INCOME</b>	<b>-1,708,105.50</b>	<b>529,075.00</b>	<b>941,950.00</b>	<b>1,321,583.00</b>	<b>-168,818.00</b>	<b>915,684.50</b>
<b>NET INCOME VARIANCE</b>	<b>90,158.74</b>	<b>358,964.40</b>	<b>142,258.32</b>	<b>13,570.45</b>	<b>12,477.78</b>	<b>617,429.69</b>
<b>REVENUES - BUDGET VS. ACTUAL YTD</b>						
BUDGETED REVENUES	0.00	3,680,695.00	3,906,670.00	1,373,635.00	1,095,163.00	10,056,163.00
ACTUAL REVENUES	-10.47	3,734,951.95	3,888,792.59	1,373,480.17	1,123,832.91	10,121,047.15
<b>VARIANCE</b>	<b>-10.47</b>	<b>54,256.95</b>	<b>-17,877.41</b>	<b>-154.83</b>	<b>28,669.91</b>	<b>64,884.15</b>
<b>EXPENDITURES - BUDGET VS. ACTUAL YTD</b>						
BUDGETED EXPENDITURES	1,708,105.50	3,151,620.00	2,964,720.00	52,052.00	1,263,981.00	9,140,478.50
ACTUAL EXPENDITURES	1,617,936.29	2,846,912.55	2,804,584.27	38,326.72	1,280,173.13	8,587,932.96
<b>VARIANCE</b>	<b>-90,169.21</b>	<b>-304,707.45</b>	<b>-160,135.73</b>	<b>-13,725.28</b>	<b>16,192.13</b>	<b>-552,545.54</b>

**SPECIAL INTEREST DEPARTMENTS - FISCAL YEAR TO DATE**

	OAKWING
<b>NET INCOME YTD</b>	
REVENUES	1,061,907.91
EXPENDITURES	1,217,085.15
NET INCOME	-155,177.24
BUDGETED NET INCOME	-164,179.00
<b>NET INCOME VARIANCE</b>	<b>9,001.76</b>
<b>REVENUES - BUDGET VS. ACTUAL YTD</b>	
BUDGETED REVENUES	1,030,488.00
ACTUAL REVENUES	1,061,907.91
<b>VARIANCE</b>	<b>31,419.91</b>
<b>EXPENDITURES - BUDGET VS. ACTUAL YTD</b>	
BUDGETED EXPENDITURES	1,194,667.00
ACTUAL EXPENDITURES	1,217,085.15
<b>VARIANCE</b>	<b>22,418.15</b>

	ENGLAND OAKS	ENGLAND VILLAGE	ENGLAND ESTATES
<b>NET INCOME YTD</b>			
REVENUES	1,605,361.23	162,266.72	776,480.63
EXPENDITURES	828,072.17	107,215.55	224,046.11
NET INCOME	777,289.06	55,051.17	552,434.52
BUDGETED NET INCOME	661,222.00	49,912.00	571,520.00
<b>NET INCOME VARIANCE</b>	<b>116,067.06</b>	<b>5,139.17</b>	<b>-19,085.48</b>
<b>REVENUES - BUDGET VS. ACTUAL YTD</b>			
BUDGETED REVENUES	1,605,279.00	161,141.00	790,413.00
ACTUAL REVENUES	1,605,361.23	162,266.72	776,480.63
<b>VARIANCE</b>	<b>82.23</b>	<b>1,125.72</b>	<b>-13,932.37</b>
<b>EXPENDITURES - BUDGET VS. ACTUAL YTD</b>			
BUDGETED EXPENDITURES	944,057.00	111,229.00	218,893.00
ACTUAL EXPENDITURES	828,072.17	107,215.55	224,046.11
<b>VARIANCE</b>	<b>-115,984.83</b>	<b>-4,013.45</b>	<b>5,153.11</b>

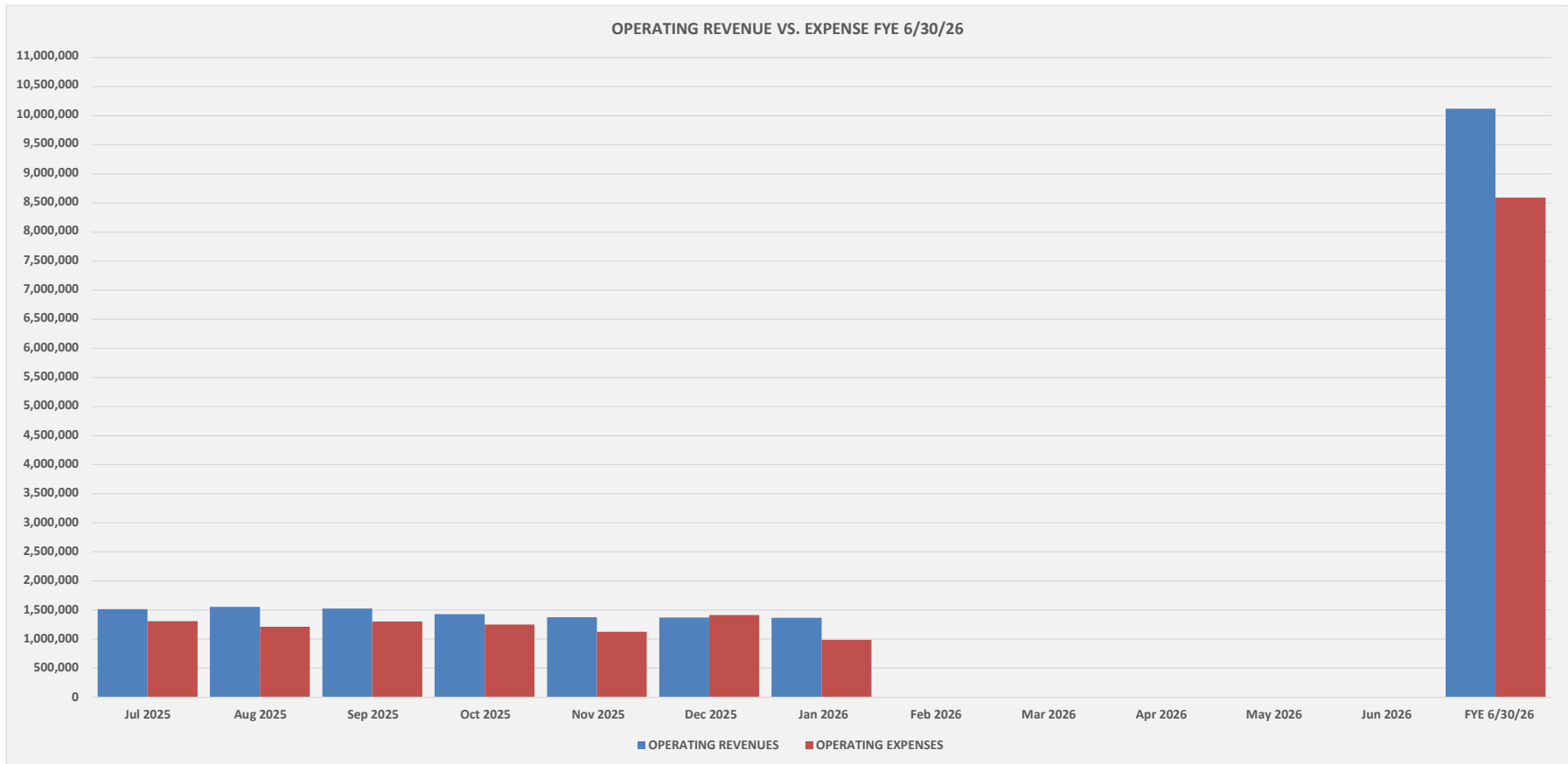
ENGLAND ECONOMIC AND INDUSTRIAL DEVELOPMENT DISTRICT  
 Summary Statement of Revenues and Expenses  
 For the Period and Seven Months Ended January 31, 2026  
**GENERAL OPERATIONS FUND**



	PTD Actual	PTD Budget	Variance	% Var	YTD Actual	YTD Budget	Variance	% Var	Annual	% of Year Elapsed
										58.3%
<b>REVENUES</b>										
<b>AERONAUTICAL REVENUE</b>										
PASSENGER AIRPORT REVENUE	226,655.12	215,952.00	10,703.12	4.96	1,603,047.75	1,565,753.00	37,294.75	2.38	2,643,682.00	60.64%
NON-PASSENGER AIRPORT REVENUE	117,587.38	103,254.00	14,333.38	13.88	860,358.54	841,933.00	18,425.54	2.19	1,370,495.00	62.78%
<b>AERONAUTICAL REVENUE TOTAL</b>	<b>344,242.50</b>	<b>319,206.00</b>	<b>25,036.50</b>	<b>7.84</b>	<b>2,463,406.29</b>	<b>2,407,686.00</b>	<b>55,720.29</b>	<b>2.31</b>	<b>4,014,177.00</b>	<b>61.37%</b>
<b>NON-AERONAUTICAL REVENUE</b>										
LAND & BUILDING LEASES	793,612.63	769,202.42	24,410.21	3.17	5,380,376.97	5,400,078.00	-19,701.03	-0.36	9,363,351.00	57.46%
COMMUNITY CENTER	14,465.00	17,215.00	-2,750.00	-15.97	61,925.00	64,675.00	-2,750.00	-4.25	96,725.00	64.02%
OAKWING GOLF COURSE	109,626.95	87,650.00	21,976.95	25.07	1,061,907.91	1,030,488.00	31,419.91	3.05	1,847,638.00	57.47%
TERMINAL	73,242.54	81,759.00	-8,516.46	-10.42	595,731.60	572,313.00	23,418.60	4.09	981,102.00	60.72%
RENTAL CARS	-10,720.43	8,988.00	-19,708.43	-219.27	43,504.11	62,916.00	-19,411.89	-30.85	107,858.00	40.33%
PARKING LOT	35,581.82	72,000.00	-36,418.18	-50.58	504,446.25	513,926.00	-9,479.75	-1.84	880,000.00	57.32%
OTHER	1,405.96	583.00	822.96	141.16	9,749.02	4,081.00	5,668.02	138.89	7,000.00	139.27%
<b>NON-AERONAUTICAL REVENUE TOTAL</b>	<b>1,017,214.47</b>	<b>1,037,397.42</b>	<b>-20,182.95</b>	<b>-1.95</b>	<b>7,657,640.86</b>	<b>7,648,477.00</b>	<b>9,163.86</b>	<b>0.12</b>	<b>13,283,674.00</b>	<b>57.65%</b>
<b>REVENUES TOTAL</b>	<b>1,361,456.97</b>	<b>1,356,603.42</b>	<b>4,853.55</b>	<b>0.36</b>	<b>10,121,047.15</b>	<b>10,056,163.00</b>	<b>64,884.15</b>	<b>0.65</b>	<b>17,297,851.00</b>	<b>58.51%</b>
<b>OPERATING EXPENSES</b>										
PERSONNEL COMPENSATION & BENEFITS	346,286.23	355,610.00	9,323.77	2.62	2,420,789.33	2,479,009.00	58,219.67	2.35	4,236,749.00	57.14%
OTHER GENERAL & ADMINISTRATIVE	83,447.52	94,318.00	10,870.48	11.53	644,398.63	685,731.00	41,332.37	6.03	1,178,938.00	54.66%
UTILITIES	98,088.75	97,965.00	-123.75	-0.13	664,817.77	685,397.00	20,579.23	3.00	1,173,232.00	56.67%
SUPPLIES & MATERIALS	-46,477.34	74,796.00	121,273.34	162.14	428,827.50	522,013.00	93,185.50	17.85	843,785.00	50.82%
CONTRACT SERVICES	293,738.73	316,330.50	22,591.77	7.14	2,120,858.44	2,248,421.50	127,563.06	5.67	3,855,349.00	55.01%
REPAIRS & MAINTENANCE	137,334.79	214,920.00	77,585.21	36.10	1,091,156.14	1,325,240.00	234,083.86	17.66	2,263,425.00	48.21%
OAKWING GOLF CLUB OPERATIONS	72,774.39	144,146.00	71,371.61	49.51	1,217,085.15	1,194,667.00	-22,418.15	-1.88	2,091,363.00	58.20%
<b>TOTAL OPERATING EXPENSES</b>	<b>985,193.07</b>	<b>1,298,085.50</b>	<b>312,892.43</b>	<b>24.10</b>	<b>8,587,932.96</b>	<b>9,140,478.50</b>	<b>552,545.54</b>	<b>6.04</b>	<b>15,642,841.00</b>	<b>54.90%</b>
<b>NET OPERATING INCOME (LOSS)</b>	<b>376,263.90</b>	<b>58,517.92</b>	<b>317,745.98</b>	<b>542.99</b>	<b>1,533,114.19</b>	<b>915,684.50</b>	<b>617,429.69</b>	<b>67.43</b>	<b>1,655,010.00</b>	<b>92.63%</b>
<b>OTHER OPERATIONS REVENUE/(EXPENSES)</b>	<b>-264,950.90</b>	<b>-284,321.67</b>	<b>19,370.77</b>	<b>6.81</b>	<b>-1,685,654.57</b>	<b>-2,335,339.69</b>	<b>649,685.12</b>	<b>27.82</b>	<b>-1,794,010.00</b>	<b>93.96%</b>
<b>NON-OPERATING REVENUES / (EXPENSES)</b>	<b>23,828.82</b>	<b>11,583.00</b>	<b>12,245.82</b>	<b>105.72</b>	<b>146,475.35</b>	<b>81,081.00</b>	<b>65,394.35</b>	<b>80.65</b>	<b>139,000.00</b>	<b>105.38%</b>
<b>EXCESS/(DEFICIENCY)</b>	<b>135,141.82</b>	<b>-214,220.75</b>	<b>349,362.57</b>	<b>163.09</b>	<b>-6,065.03</b>	<b>-1,338,574.19</b>	<b>1,332,509.16</b>	<b>99.55</b>	<b>0.00</b>	<b>N/A</b>

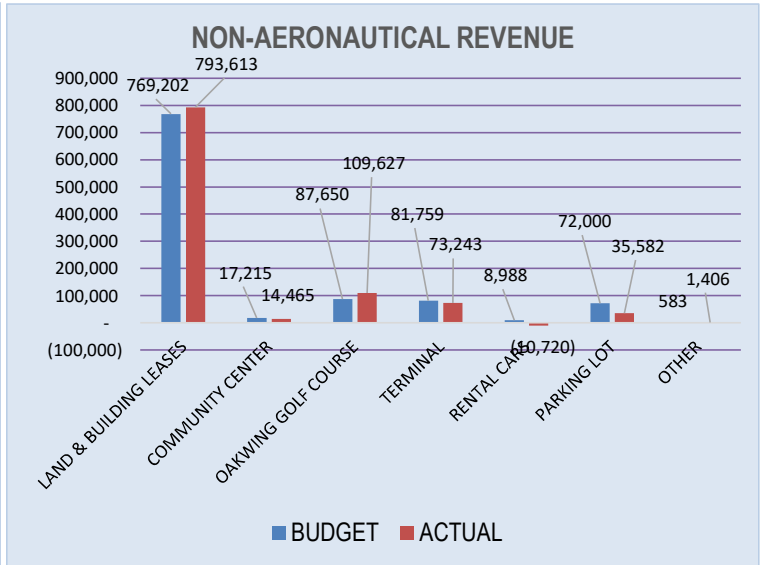
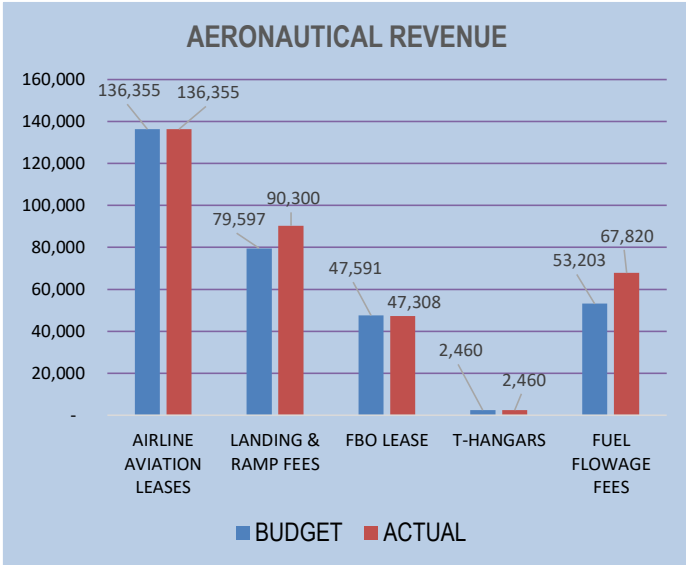
## GENERAL FUND - 12 MONTH ANALYSIS

	Jul 2025	Aug 2025	Sep 2025	Oct 2025	Nov 2025	Dec 2025	Jan 2026	Feb 2026	Mar 2026	Apr 2026	May 2026	Jun 2026	FYE 6/30/26
<b>OPERATING REVENUES</b>	1,511,858	1,553,498	1,524,460	1,427,571	1,373,950	1,368,253	1,361,457						10,121,047
<b>OPERATING EXPENSES</b>	1,306,966	1,208,101	1,300,008	1,250,046	1,125,367	1,412,252	985,193						8,587,933
<b>NET OPERATING INCOME</b>	204,892	345,398	224,452	177,525	248,582	-43,999	376,264	0	0	0	0	0	1,533,114

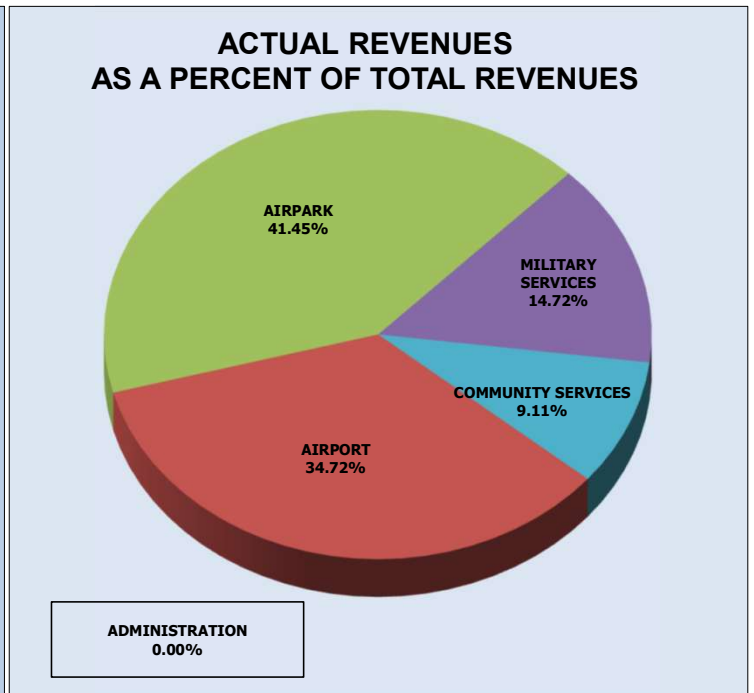
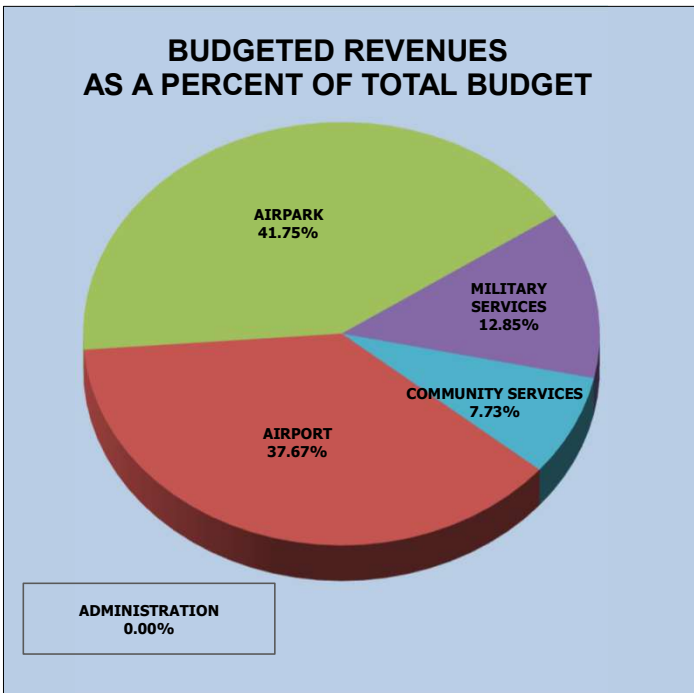


**ENGLAND ECONOMIC AND INDUSTRIAL DEVELOPMENT DISTRICT**  
 Revenue Comparisons - Budget vs Actual  
 For the Month ended January 31, 2026

**REVENUE CATEGORIES**

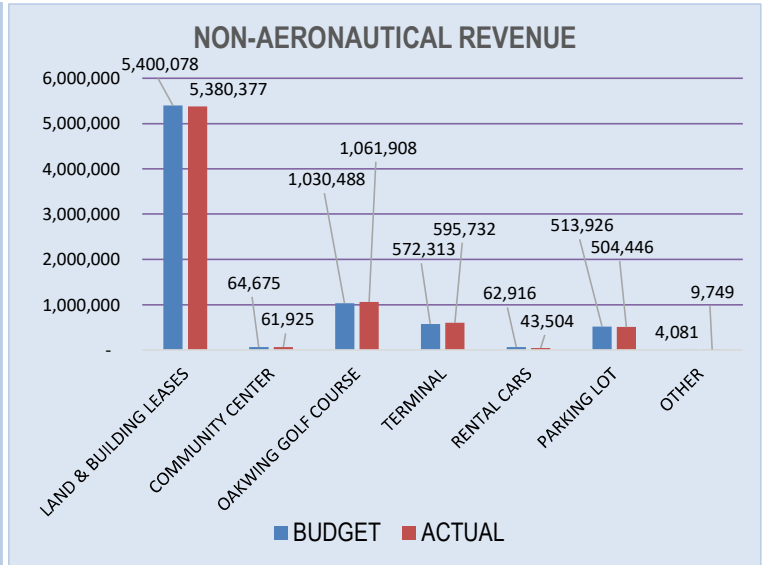
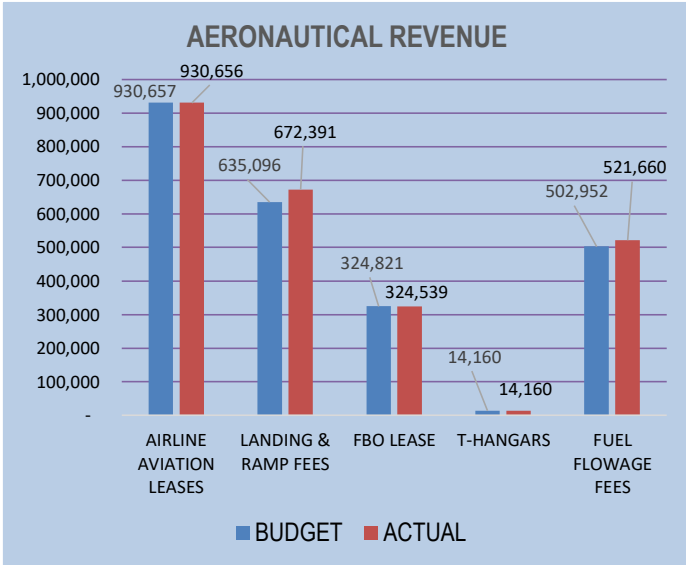


**REVENUES BY DIVISION**

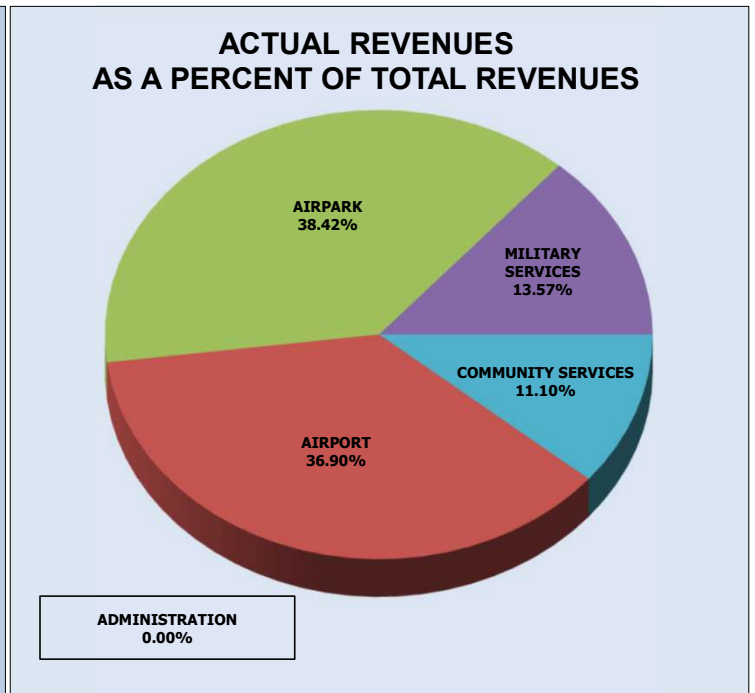
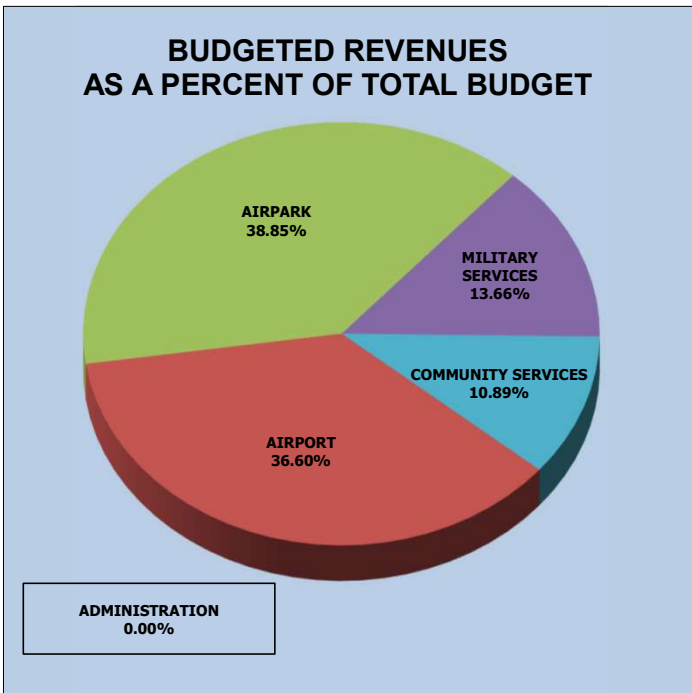


**ENGLAND ECONOMIC AND INDUSTRIAL DEVELOPMENT DISTRICT**  
 Revenue Comparisons - Budget vs Actual  
 For Seven Months Ended January 31, 2026

**REVENUE CATEGORIES**

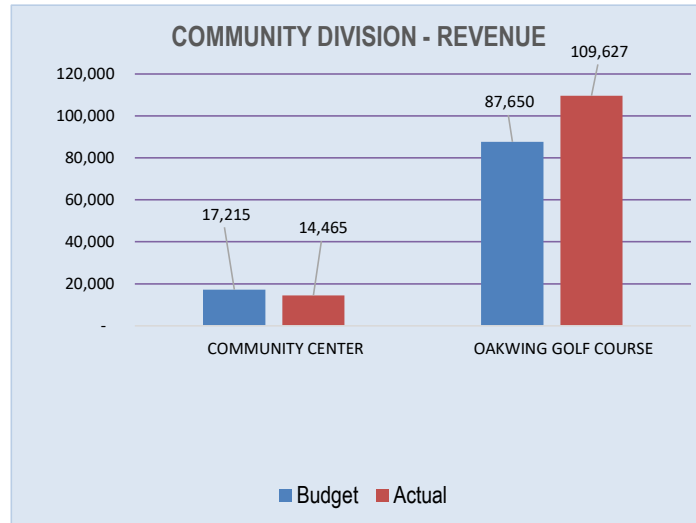


**REVENUES BY DIVISION**

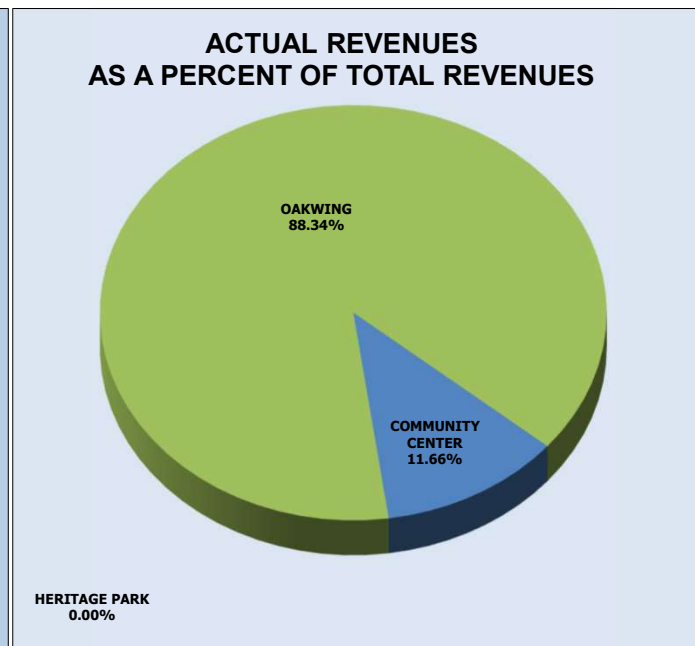
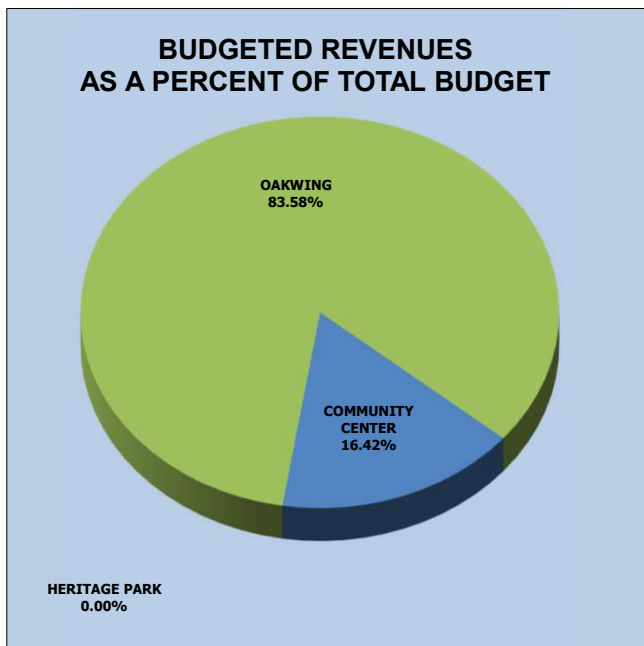


## ENGLAND ECONOMIC AND INDUSTRIAL DEVELOPMENT DISTRICT

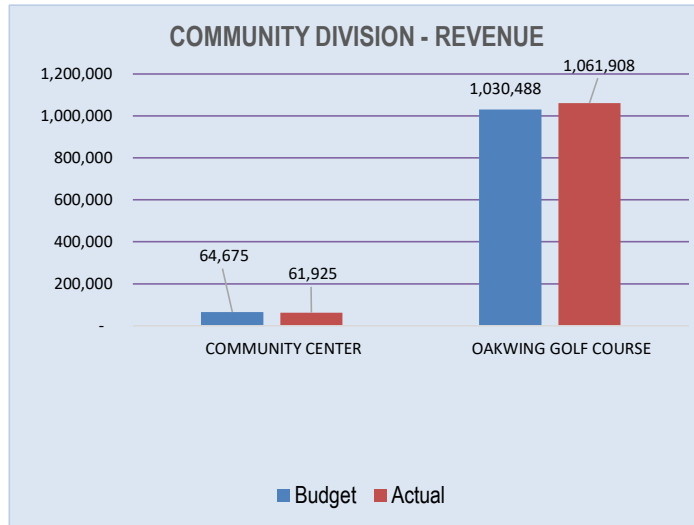
Revenue Comparisons - Budget vs Actual  
For the Month ended January 31, 2026



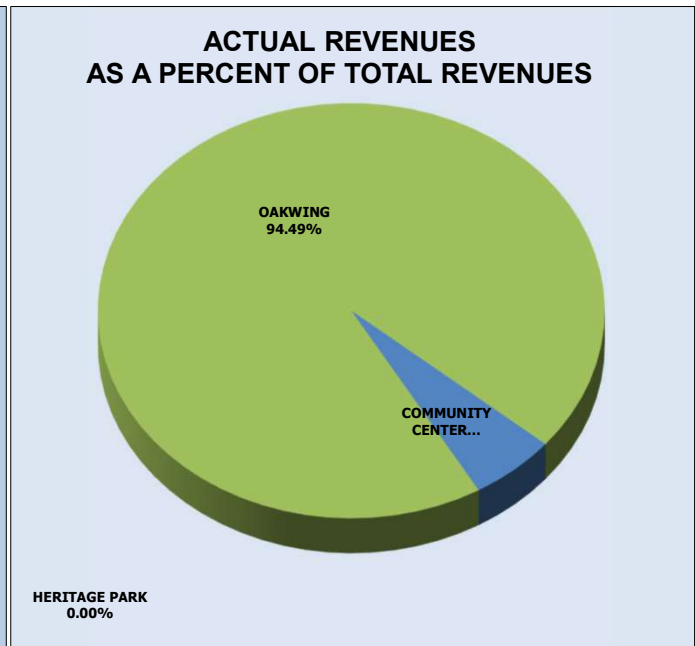
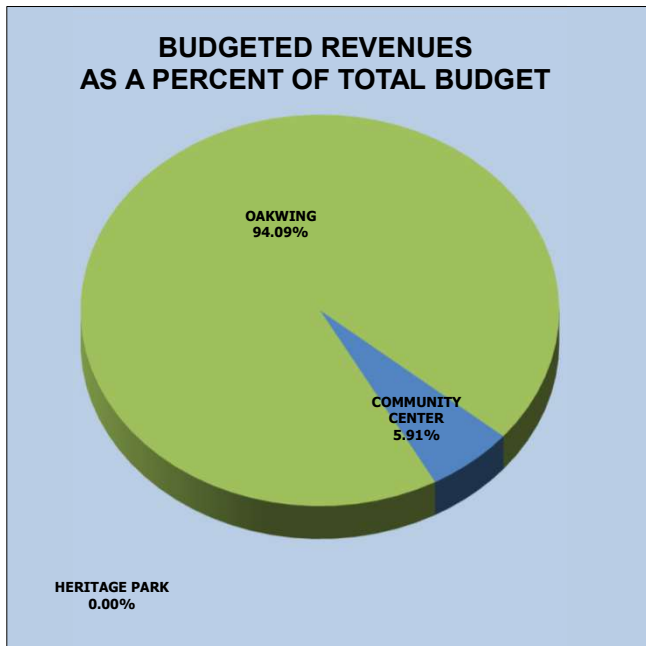
## COMMUNITY - REVENUES BY DEPARTMENT



**ENGLAND ECONOMIC AND INDUSTRIAL DEVELOPMENT DISTRICT**  
 Revenue Comparisons - Budget vs Actual  
 For Seven Months Ended January 31, 2026

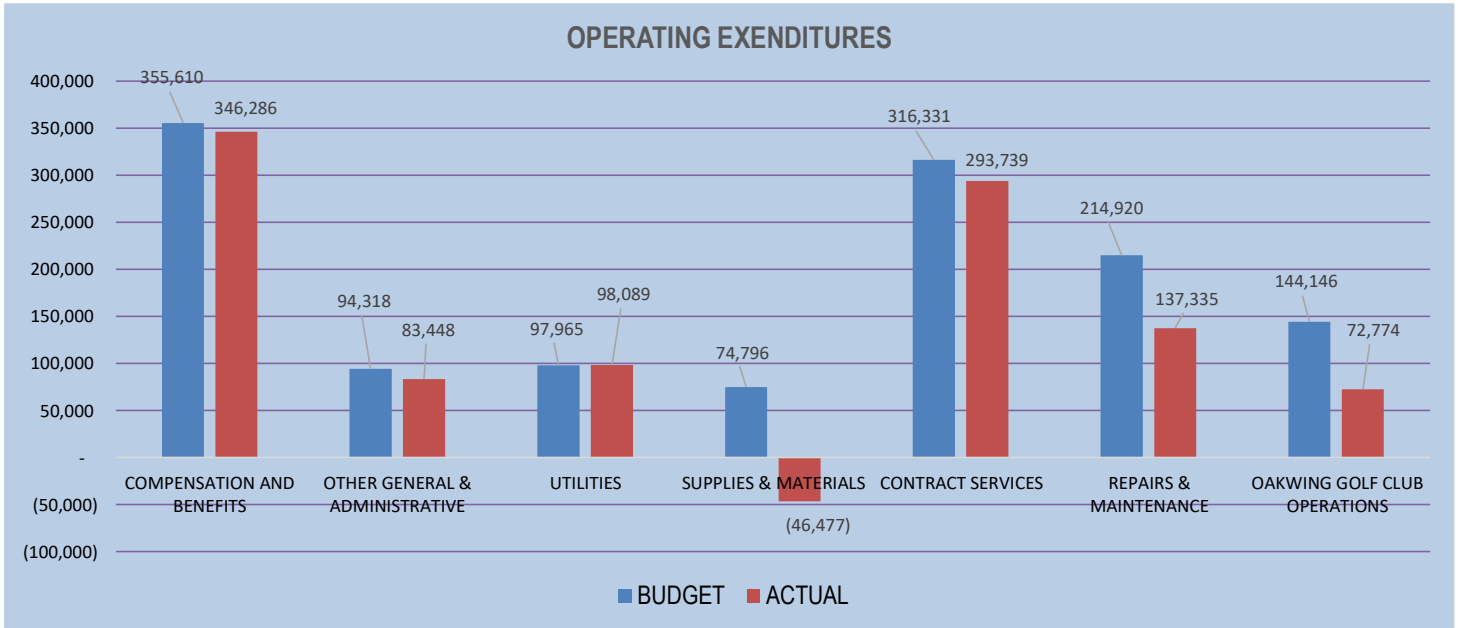


**COMMUNITY - REVENUES BY DEPARTMENT**

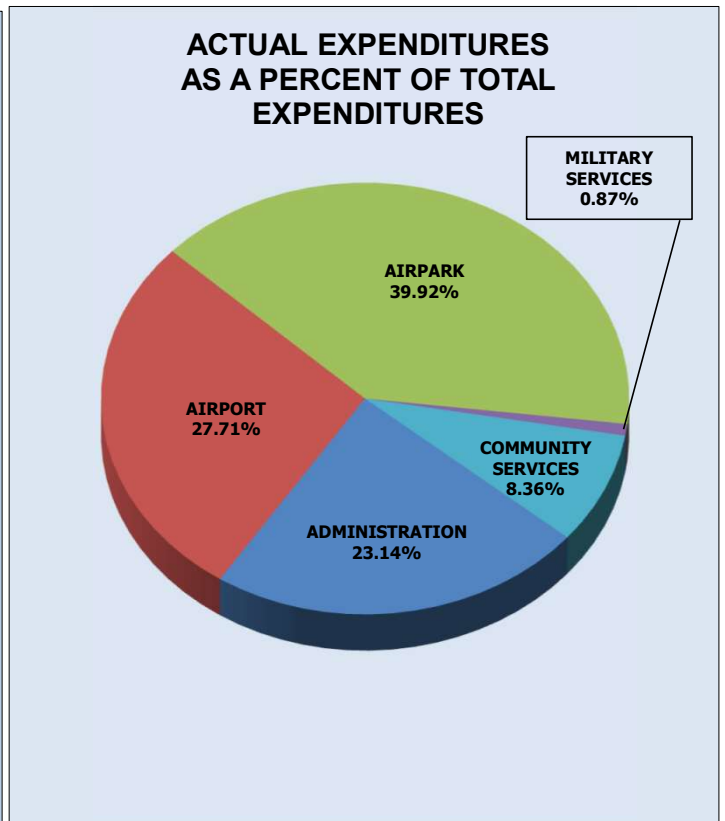
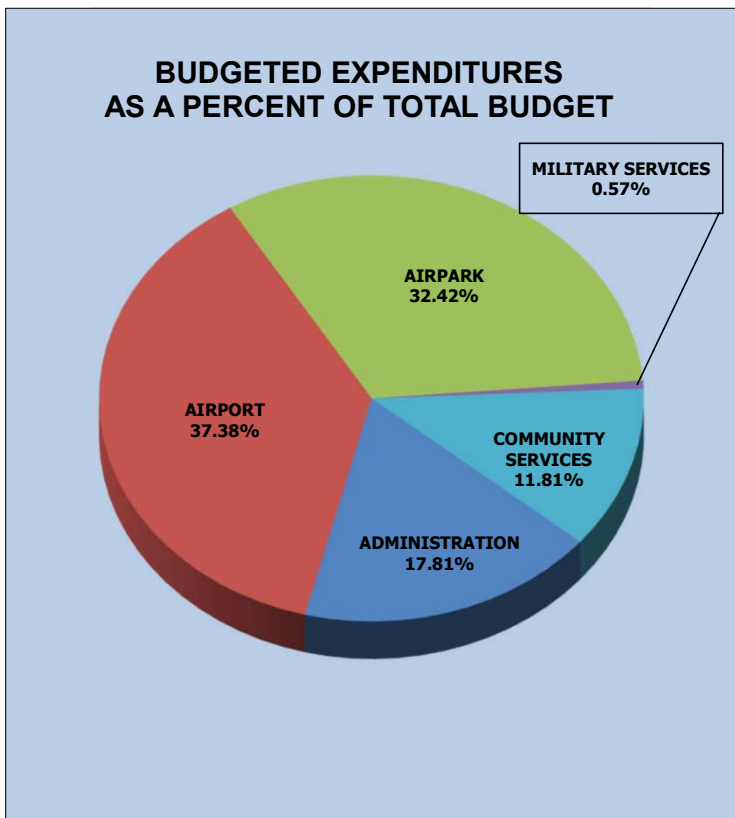


**ENGLAND ECONOMIC AND INDUSTRIAL DEVELOPMENT DISTRICT**  
 Expenditure Comparisons - Budget vs Actual  
 For the Month ended January 31, 2026

**EXPENDITURE CATEGORIES**

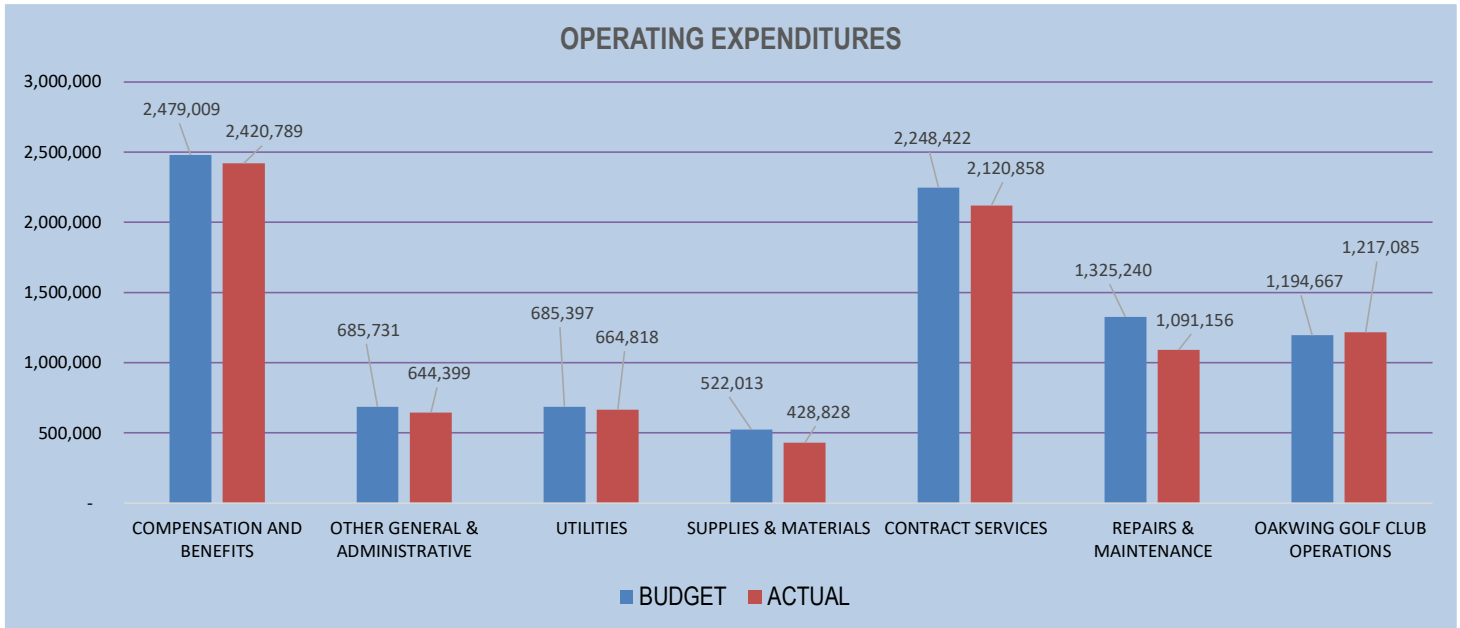


**EXPENDITURES BY DIVISION**

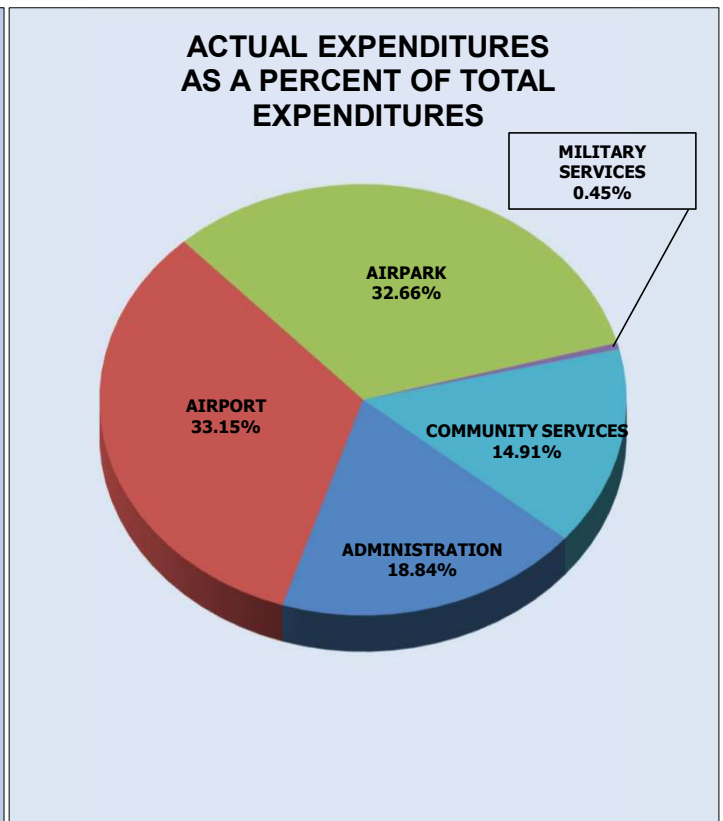
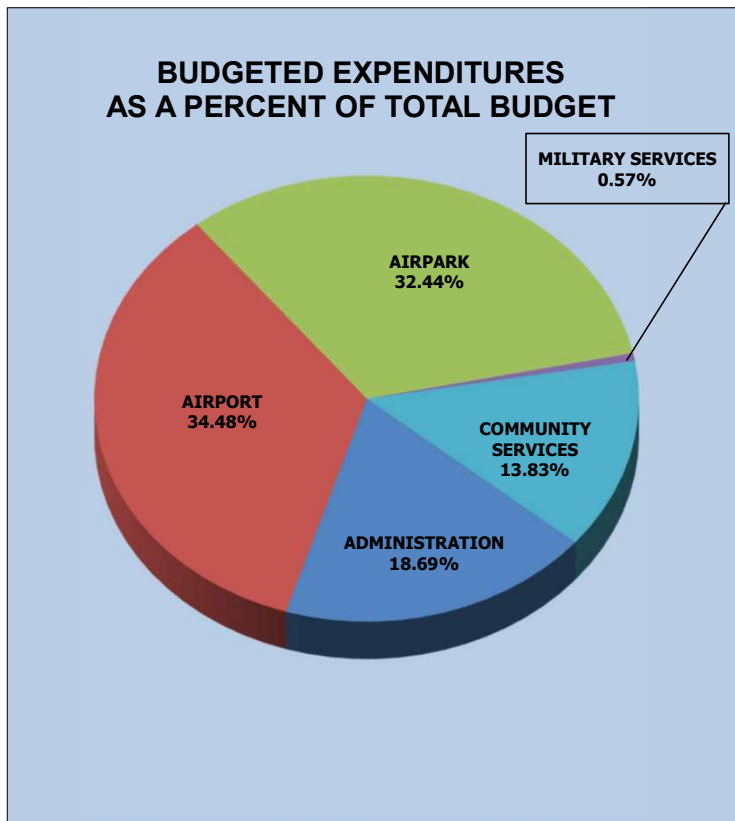


**ENGLAND ECONOMIC AND INDUSTRIAL DEVELOPMENT DISTRICT**  
 Expenditure Comparisons - Budget vs Actual  
 For Seven Months Ended January 31, 2026

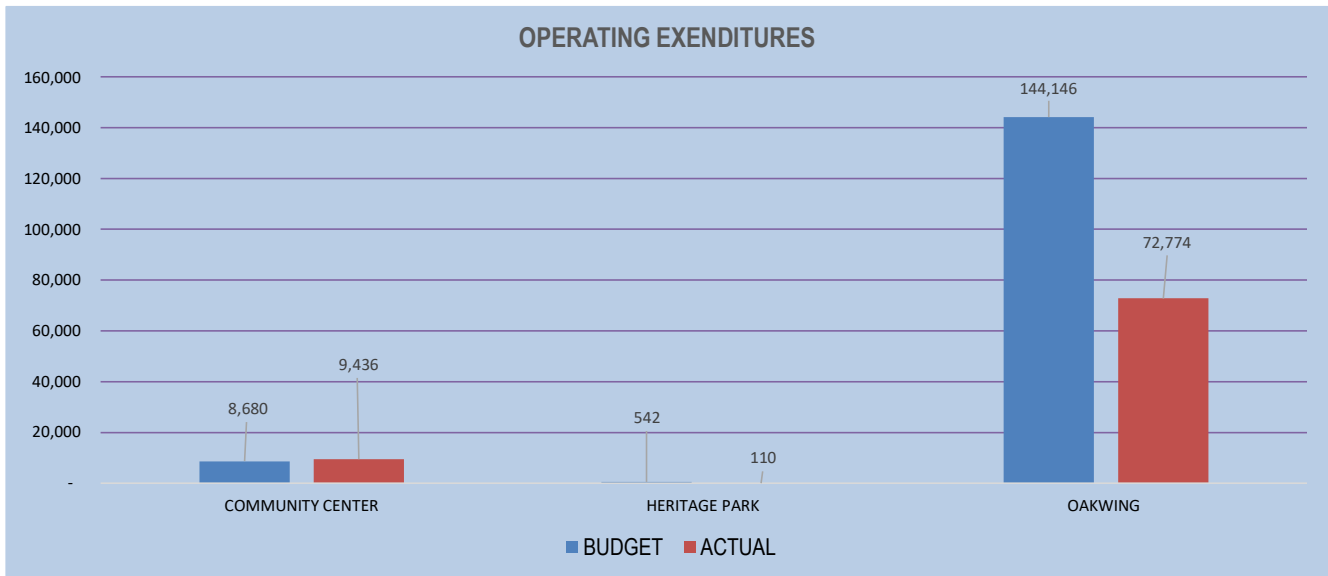
**EXPENDITURE CATEGORIES**



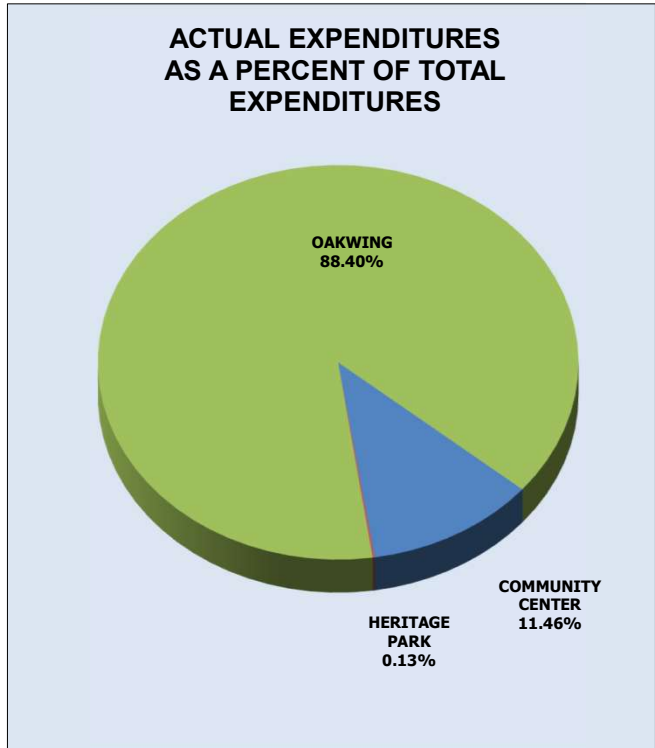
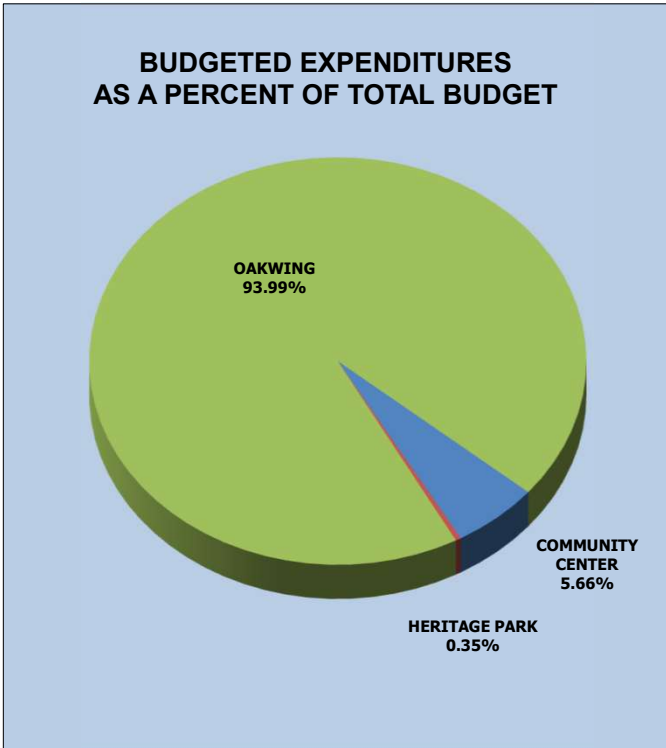
**EXPENDITURES BY DIVISION**



**ENGLAND ECONOMIC AND INDUSTRIAL DEVELOPMENT DISTRICT**  
 Expenditure Comparisons - Budget vs Actual  
 For the Month ended January 31, 2026

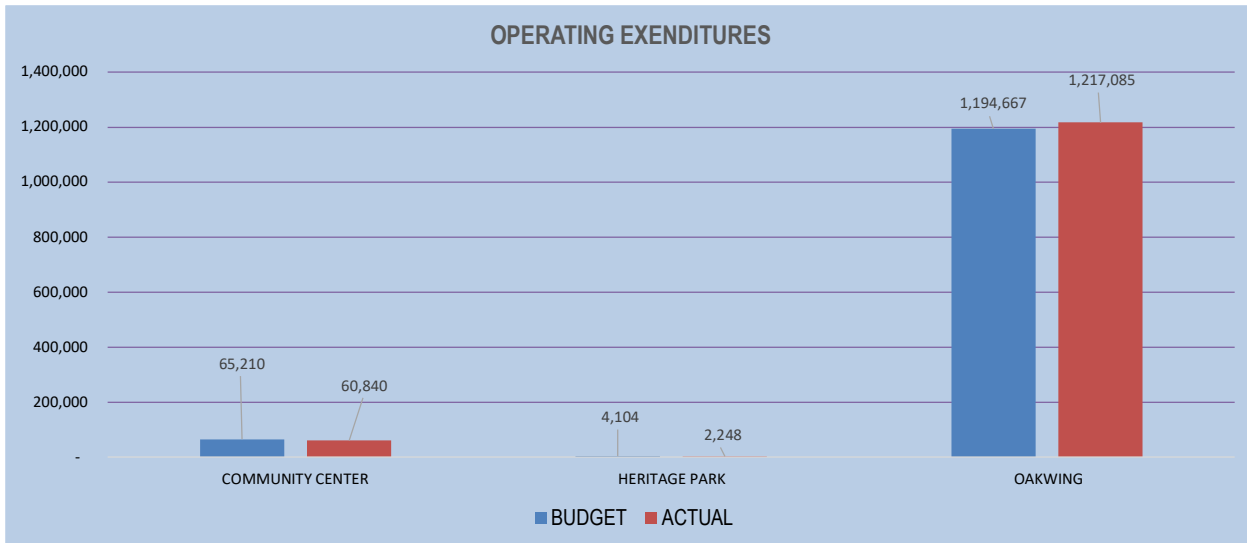


**COMMUNITY - EXPENSES BY DEPARTMENT**

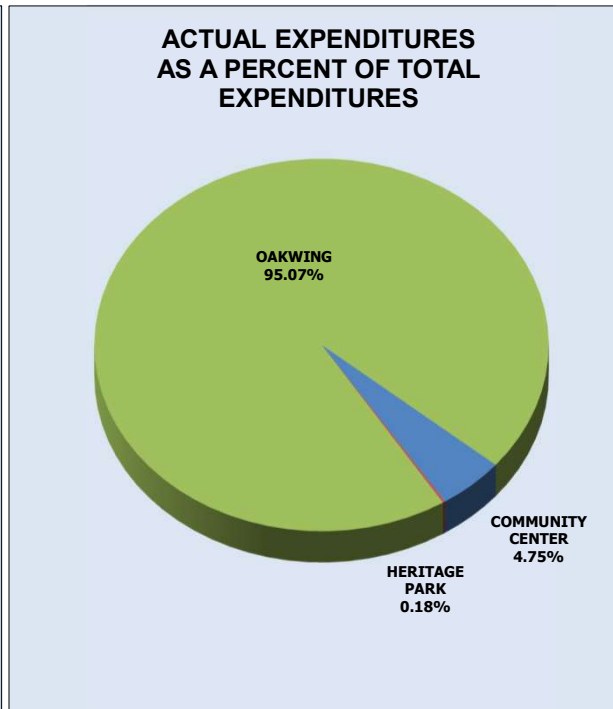
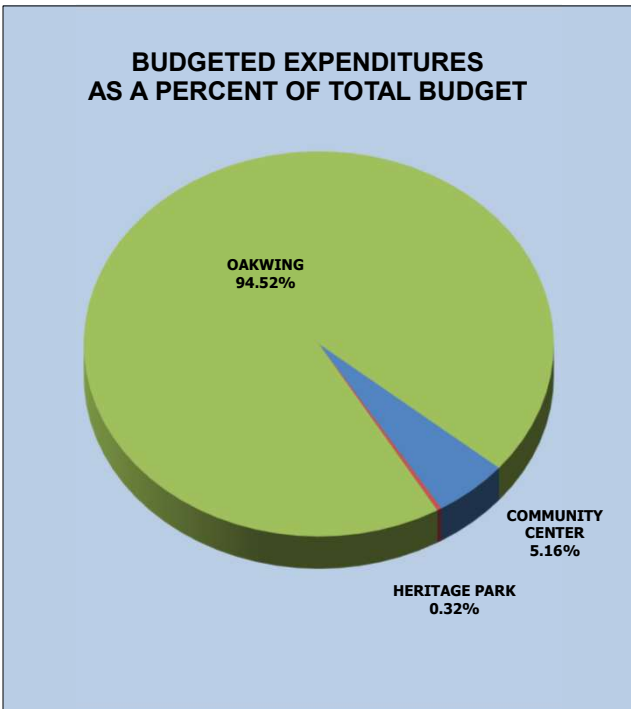


**ENGLAND ECONOMIC AND INDUSTRIAL DEVELOPMENT DISTRICT**

Expenditure Comparisons - Budget vs Actual  
For Seven Months Ended January 31, 2026



**COMMUNITY - EXPENSES BY DEPARTMENT**



**ENGLAND ECONOMIC AND INDUSTRIAL DEVELOPMENT DISTRICT**  
**Statement of Revenues and Expenses**  
For the Period and Seven Months Ended January 31, 2026  
**GENERAL OPERATIONS FUND**

	Jan-26	YTD Actual	YTD Budget	YTD Variance	Prior YTD	Prior Year Variance
<b>REVENUES</b>						
<b>AERONAUTICAL REVENUE</b>						
<b>PASSENGER AIRPORT REVENUE</b>						
AIRLINE AVIATION LEASES	136,355.06	930,656.36	930,657.00	-0.64	903,549.81	27,106.55
LANDING & RAMP FEES	90,300.06	672,391.39	635,096.00	37,295.39	392,109.91	280,281.48
<b>TOTAL PASSENGER AIRPORT REVENUE</b>	<b>226,655.12</b>	<b>1,603,047.75</b>	<b>1,565,753.00</b>	<b>37,294.75</b>	<b>1,295,659.72</b>	<b>307,388.03</b>
<b>NON-PASSENGER AIRPORT REVENUE</b>						
FBO LEASE	47,307.78	324,538.62	324,821.00	-282.38	315,359.98	9,178.64
T-HANGARS	2,460.00	14,160.00	14,160.00	0.00	12,935.29	1,224.71
FUEL FLOWAGE FEES	67,819.60	521,659.92	502,952.00	18,707.92	277,976.96	243,682.96
<b>TOTAL NON-PASSENGER AIRPORT REVENUE</b>	<b>117,587.38</b>	<b>860,358.54</b>	<b>841,933.00</b>	<b>18,425.54</b>	<b>606,272.23</b>	<b>254,086.31</b>
<b>AERONAUTICAL REVENUE TOTAL</b>	<b>344,242.50</b>	<b>2,463,406.29</b>	<b>2,407,686.00</b>	<b>55,720.29</b>	<b>1,901,931.95</b>	<b>561,474.34</b>
<b>NON-AERONAUTICAL REVENUE</b>						
<b>LAND &amp; BUILDING LEASES</b>						
LEASES	786,259.60	5,317,635.07	5,340,372.00	-22,736.93	4,596,698.10	720,936.97
DEPOSIT FORFEITURES	0.00	0.00	0.00	0.00	500.00	-500.00
LATE FEES	7,353.03	48,958.60	45,706.00	3,252.60	27,202.37	21,756.23
RENT REBATE FORFEITURES	0.00	13,783.30	14,000.00	-216.70	23,287.99	-9,504.69
<b>TOTAL LAND &amp; BUILDING LEASES</b>	<b>793,612.63</b>	<b>5,380,376.97</b>	<b>5,400,078.00</b>	<b>-19,701.03</b>	<b>4,647,688.46</b>	<b>732,688.51</b>
<b>COMMUNITY CENTER</b>						
FACILITY RENTAL	14,465.00	61,925.00	64,675.00	-2,750.00	47,333.00	14,592.00
<b>TOTAL COMMUNITY CENTER</b>	<b>14,465.00</b>	<b>61,925.00</b>	<b>64,675.00</b>	<b>-2,750.00</b>	<b>47,333.00</b>	<b>14,592.00</b>
<b>OAKWING GOLF COURSE</b>						
OAKWING REVENUE	109,626.95	1,061,907.91	1,030,488.00	31,419.91	896,725.20	165,182.71
<b>OAKWING GOLF COURSE TOTAL</b>	<b>109,626.95</b>	<b>1,061,907.91</b>	<b>1,030,488.00</b>	<b>31,419.91</b>	<b>896,725.20</b>	<b>165,182.71</b>
<b>TERMINAL</b>						
ATM REVENUES	0.00	577.50	644.00	-66.50	213.00	364.50
AIRPORT ADVERTISING	648.25	4,533.75	4,536.00	-2.25	5,810.75	-1,277.00

CAR RENTAL LEASES	72,094.29	587,120.35	563,633.00	23,487.35	546,690.95	40,429.40
CONCESSIONS (TAILWIND)	500.00	3,500.00	3,500.00	0.00	3,500.00	0.00
<b>TOTAL TERMINAL</b>	<b>73,242.54</b>	<b>595,731.60</b>	<b>572,313.00</b>	<b>23,418.60</b>	<b>556,214.70</b>	<b>39,516.90</b>
<b>RENTAL CARS</b>						
CONRAC USAGE FEES	-11,344.29	38,936.73	58,660.00	-19,723.27	35,947.47	2,989.26
FUEL FLOWAGE SERVICE CHARGE	623.86	4,567.38	4,256.00	311.38	4,360.05	207.33
<b>TOTAL RENTAL CARS</b>	<b>-10,720.43</b>	<b>43,504.11</b>	<b>62,916.00</b>	<b>-19,411.89</b>	<b>40,307.52</b>	<b>3,196.59</b>
<b>PARKING LOT</b>						
PARKING FEES	35,581.82	504,446.25	513,926.00	-9,479.75	463,495.89	40,950.36
<b>TOTAL PARKING LOT</b>	<b>35,581.82</b>	<b>504,446.25</b>	<b>513,926.00</b>	<b>-9,479.75</b>	<b>463,495.89</b>	<b>40,950.36</b>
<b>OTHER</b>						
MISCELLANEOUS REVENUES	1,405.96	9,749.02	4,081.00	5,668.02	9,212.76	536.26
<b>TOTAL OTHER</b>	<b>1,405.96</b>	<b>9,749.02</b>	<b>4,081.00</b>	<b>5,668.02</b>	<b>9,212.76</b>	<b>536.26</b>
<b>NON-AERONAUTICAL REVENUE TOTAL</b>	<b>1,017,214.47</b>	<b>7,657,640.86</b>	<b>7,648,477.00</b>	<b>9,163.86</b>	<b>6,660,977.53</b>	<b>996,663.33</b>
<b>REVENUES TOTAL</b>	<b>1,361,456.97</b>	<b>10,121,047.15</b>	<b>10,056,163.00</b>	<b>64,884.15</b>	<b>8,562,909.48</b>	<b>1,558,137.67</b>
<b>OPERATING EXPENSES</b>						
<b>PERSONNEL COMPENSATION &amp; BENEFITS</b>						
SALARIES	253,481.49	1,819,124.16	1,850,208.00	31,083.84	1,503,394.48	-315,729.68
PAYROLL TAXES	9,069.31	32,753.04	31,401.00	-1,352.04	29,486.69	-3,266.35
457(b) DEFERRED COMPENSATION	17,971.65	137,047.61	145,311.00	8,263.39	111,469.09	-25,578.52
HEALTH INSURANCE	58,842.87	394,371.76	410,924.00	16,552.24	303,731.99	-90,639.77
ADDITIONAL FRINGE BENEFITS	1,207.44	8,220.29	9,122.00	901.71	7,229.37	-990.92
WORKERS COMPENSATION	5,713.47	29,272.47	32,043.00	2,770.53	26,830.16	-2,442.31
RAC PROVIDED SERVICES	0.00	0.00	0.00	0.00	0.00	0.00
COMMUNITY CENTER PROVIDED SVCS	0.00	0.00	0.00	0.00	0.00	0.00
<b>TOTAL PERSONNEL COMPENSATION &amp; BENEFIT</b>	<b>346,286.23</b>	<b>2,420,789.33</b>	<b>2,479,009.00</b>	<b>58,219.67</b>	<b>1,982,141.78</b>	<b>-438,647.55</b>
<b>OTHER GENERAL &amp; ADMINISTRATIVE</b>						
ADVERTISING	8,492.22	61,575.76	76,167.00	14,591.24	42,819.28	-18,756.48
BANK & CREDIT CARD FEES	2,593.98	48,806.48	46,988.00	-1,818.48	41,903.89	-6,902.59
BOARD EXPENSE	1,245.65	4,469.50	6,034.00	1,564.50	2,465.29	-2,004.21
CONTINGENCIES	0.00	0.00	0.00	0.00	0.00	0.00
DUES AND SUBSCRIPTIONS	4,380.00	20,413.55	16,352.00	-4,061.55	9,539.87	-10,873.68
EDUCATION / TRAINING	2,302.33	30,642.58	35,490.00	4,847.42	20,405.80	-10,236.78
EDUCATION / TRAINING - ARFF	0.00	0.00	750.00	750.00	146.97	146.97
INSURANCE	56,687.38	388,963.06	393,263.00	4,299.94	383,400.40	-5,562.66
PROMOTIONS/SPONSORSHIPS	2,842.32	38,313.80	45,465.00	7,151.20	37,858.28	-455.52

PERMITS & FEES	25.00	1,794.00	1,753.00	-41.00	1,588.00	-206.00
PRINTING	0.00	730.62	2,569.00	1,838.38	300.00	-430.62
PROVISION FOR DOUBTFUL ACCOUNTS	0.00	0.00	0.00	0.00	0.00	0.00
PUBLIC ANNOUNCEMENTS	0.00	3,639.59	3,444.00	-195.59	1,630.28	-2,009.31
TRAVEL	4,878.64	45,049.69	57,456.00	12,406.31	51,753.24	6,703.55
<b>TOTAL OTHER GENERAL &amp; ADMINISTRATIVE</b>	<b>83,447.52</b>	<b>644,398.63</b>	<b>685,731.00</b>	<b>41,332.37</b>	<b>593,811.30</b>	<b>-50,587.33</b>
<b>UTILITIES</b>						
UTILITIES - CABLE / INTERNET	4,878.34	25,699.85	28,525.00	2,825.15	26,542.29	842.44
UTILITIES - ELECTRIC	53,945.98	402,696.19	417,613.00	14,916.81	346,778.13	-55,918.06
UTILITIES - PHONE SERVICE - CELL	1,549.54	10,291.17	10,955.00	663.83	10,063.10	-228.07
UTILITIES - PHONE SERVICE - LAND	4,295.31	26,513.33	28,756.00	2,242.67	29,620.29	3,106.96
UTILITIES - WASTE COLLECTION	16,997.95	122,734.56	126,793.00	4,058.44	85,326.04	-37,408.52
UTILITIES - WATER / GAS	16,421.63	75,244.61	71,113.00	-4,131.61	58,582.24	-16,662.37
FEMA LEASE EXPENSES	0.00	1,638.06	1,642.00	3.94	2,734.93	1,096.87
<b>TOTAL UTILITIES</b>	<b>98,088.75</b>	<b>664,817.77</b>	<b>685,397.00</b>	<b>20,579.23</b>	<b>559,647.02</b>	<b>-105,170.75</b>
<b>SUPPLIES &amp; MATERIALS</b>						
AIRFIELD LIGHTING	-103,266.98	31,513.45	75,331.00	43,817.55	12,613.43	-18,900.02
AIRPARK VISUALS	1,900.00	8,009.03	7,168.00	-841.03	7,168.28	-840.75
APPLIANCES	5,324.69	32,806.89	34,251.00	1,444.11	11,669.47	-21,137.42
CAR WASH OPERATING SUPPLIES	179.40	1,996.75	2,625.00	628.25	1,451.36	-545.39
COMPUTER EQUIPMENT/SOFTWARE	471.25	8,053.42	25,168.00	17,114.58	18,412.75	10,359.33
EQUIPMENT - PURCHASES	1,386.55	55,783.21	60,811.00	5,027.79	19,176.16	-36,607.05
EQUIPMENT - RENTAL	26,248.23	189,805.40	181,250.00	-8,555.40	122,627.76	-67,177.64
FIRE FIGHTING SUPPLIES	0.00	223.71	6,419.00	6,195.29	5,140.00	4,916.29
FUEL & OIL	7,888.35	36,315.24	44,639.00	8,323.76	45,516.82	9,201.58
JANITORIAL	2,105.22	18,828.41	25,494.00	6,665.59	18,955.92	127.51
OFFICE SUPPLIES	5,437.51	16,417.59	14,000.00	-2,417.59	7,454.38	-8,963.21
OPERATING SUPPLIES	3,700.71	15,084.73	21,651.00	6,566.27	14,810.77	-273.96
POSTAGE & SHIPPING	0.00	2,463.89	3,087.00	623.11	1,136.42	-1,327.47
SMALL TOOLS & EQUIPMENT	752.41	4,290.35	10,088.00	5,797.65	5,732.93	1,442.58
UNIFORMS	0.00	3,990.40	6,825.00	2,834.60	7,373.82	3,383.42
WILDLIFE CONTROL	1,395.32	3,245.03	3,206.00	-39.03	3,196.95	-48.08
<b>TOTAL SUPPLIES &amp; MATERIALS</b>	<b>-46,477.34</b>	<b>428,827.50</b>	<b>522,013.00</b>	<b>93,185.50</b>	<b>302,437.22</b>	<b>-126,390.28</b>
<b>CONTRACT SERVICES</b>						
IT / SOFTWARE SERVICES	18,098.56	142,075.37	150,152.00	8,076.63	151,711.30	9,635.93
CONTRACT LABOR - SECURITY	33,032.09	313,871.35	321,230.00	7,358.65	320,343.21	6,471.86
CONTRACT LABOR - TSA	15,040.00	138,990.00	144,620.00	5,630.00	131,530.00	-7,460.00
CONTRACT LABOR - TSA REIMBURSEMENTS (CON	0.00	0.00	0.00	0.00	0.00	0.00
PROFESSIONAL SERVICES - ACCOUNTING / AUDIT	0.00	35,900.00	44,650.00	8,750.00	43,750.00	7,850.00
PROFESSIONAL SERVICES - LEGAL	12,068.15	107,422.30	143,500.00	36,077.70	126,866.69	19,444.39

PROFESSIONAL SERVICES - CONSULTING	37,308.00	200,208.35	242,581.50	42,373.15	318,464.99	118,256.64
PROFESSIONAL SERVICES - OTHER	569.73	25,430.41	41,302.00	15,871.59	21,141.98	-4,288.43
PURCHASED SERVICES - DCC WORK CREWS	0.00	0.00	0.00	0.00	0.00	0.00
PURCHASED SERVICES - EMPLOYMENT	3,611.31	24,575.31	21,819.00	-2,756.31	18,720.69	-5,854.62
PURCHASED SERVICES - FIRE PROTECTION	149,193.73	954,782.98	954,969.00	186.02	867,235.66	-87,547.32
PURCHASED SERVICES - JANITORIAL	11,062.73	67,398.75	69,188.00	1,789.25	53,939.91	-13,458.84
PURCHASED SERVICES - PARKING ATTENDANTS	8,243.87	69,393.58	68,315.00	-1,078.58	65,471.31	-3,922.27
PURCHASED SERVICES - PEST CONTROL	3,330.00	26,572.00	27,475.00	903.00	17,346.00	-9,226.00
OTHER SERVICES	2,180.56	14,238.04	18,620.00	4,381.96	10,893.46	-3,344.58
<b>TOTAL CONTRACT SERVICES</b>	<b>293,738.73</b>	<b>2,120,858.44</b>	<b>2,248,421.50</b>	<b>127,563.06</b>	<b>2,147,415.20</b>	<b>26,556.76</b>
<b>REPAIRS &amp; MAINTENANCE</b>						
AIRFIELD SECURITY MAINTENANCE	0.00	5,761.20	5,845.00	83.80	12,784.89	7,023.69
APPLIANCE REPAIR & MAINTENANCE	0.00	1,693.19	3,766.00	2,072.81	1,287.13	-406.06
CAR WASH SYSTEM COMPONENTS	0.00	15,785.87	14,581.00	-1,204.87	6,272.07	-9,513.80
COMMERCIAL BUILDING MAINTENANCE	13,884.40	31,652.78	48,517.00	16,864.22	24,089.11	-7,563.67
ELEVATORS & ESCALATORS	4,141.68	43,952.89	38,941.00	-5,011.89	32,295.55	-11,657.34
EQUIPMENT MAINTENANCE	9,054.17	46,369.23	47,278.00	908.77	48,782.20	2,412.97
FIRE SYSTEMS MAINTENANCE	9,947.00	29,138.23	36,032.00	6,893.77	24,092.81	-5,045.42
FOUNTAIN MAINTENANCE	0.00	3,480.96	10,206.00	6,725.04	7,787.72	4,306.76
GROUNDS MAINTENANCE	57,049.21	424,600.23	435,008.00	10,407.77	177,798.32	-246,801.91
HAZARDOUS MATERIAL REMOVAL	0.00	0.00	4,081.00	4,081.00	1,750.00	1,750.00
HURRICANE LAURA REPAIR & MAINTENANCE	0.00	0.00	0.00	0.00	0.00	0.00
HURRICANE LAURA (CONTRA) R&M	0.00	0.00	0.00	0.00	0.00	0.00
HVAC / HVACR MAINTENANCE	7,291.33	116,673.19	112,966.00	-3,707.19	94,529.67	-22,143.52
ISB REPAIRS AND MAINTENANCE	0.00	0.00	0.00	0.00	3,267.66	3,267.66
ISB REPAIRS AND MAINTENANCE REIMBURSEMEN	0.00	0.00	0.00	0.00	-99,972.00	-99,972.00
JET BRIDGE MAINTENANCE	0.00	13,320.09	29,169.00	15,848.91	19,240.85	5,920.76
NAVAID MAINTENANCE	0.00	4,961.15	14,000.00	9,038.85	1,735.27	-3,225.88
PAINTING MAINTENANCE	21,131.45	130,228.43	144,029.00	13,800.57	30,408.88	-99,819.55
PAVEMENT REPAIR & MAINTENANCE	0.00	31,588.38	26,950.00	-4,638.38	680.10	-30,908.28
PLUMBING MAINTENANCE	2,853.63	17,239.76	20,860.00	3,620.24	7,999.22	-9,240.54
REPAIRS & MAINTENANCE - OTHER	0.00	4,159.17	7,056.00	2,896.83	3,151.36	-1,007.81
RESIDENTIAL / APARTMENT MAINTENANCE	5,626.14	64,339.08	165,802.00	101,462.92	53,390.61	-10,948.47
STREET LIGHT MAINTENANCE	198.86	2,607.30	9,968.00	7,360.70	3,360.52	753.22
TERMINAL BUILDING MAINTENANCE	1,238.22	59,898.73	71,750.00	11,851.27	56,781.76	-3,116.97
TERMINAL SECURITY MAINTENANCE	750.00	23,363.75	19,544.00	-3,819.75	13,557.11	-9,806.64
UNDERGROUND UTILITY SYS	200.00	6,070.06	8,869.00	2,798.94	11,016.88	4,946.82
VEHICLE MAINTENANCE	1,122.94	5,356.98	6,272.00	915.02	5,538.14	181.16
VEHICLE MAINTENANCE - ARFF	2,845.76	8,915.49	43,750.00	34,834.51	17,509.40	8,593.91
<b>TOTAL REPAIRS &amp; MAINTENANCE</b>	<b>137,334.79</b>	<b>1,091,156.14</b>	<b>1,325,240.00</b>	<b>234,083.86</b>	<b>559,135.23</b>	<b>-532,020.91</b>

<b>OAKWING GOLF CLUB OPERATIONS</b>							
OAKWING - COST OF SALES	23,292.68	223,187.60	132,433.00	-90,754.60	157,595.26	-65,592.34	
OAKWING - PAYROLL AND RELATED EXPENSE	45,569.06	503,178.34	540,534.00	37,355.66	589,029.19	85,850.85	
OAKWING - FACILITIES MAINTENANCE	10,556.41	70,854.05	53,728.00	-17,126.05	58,900.14	-11,953.91	
OAKWING - OPERATING EXPENSES	-12,643.76	350,320.58	400,072.00	49,751.42	439,149.63	88,829.05	
OAKWING - FIXED CHARGES	6,000.00	69,544.58	67,900.00	-1,644.58	71,760.83	2,216.25	
<b>TOTAL OAKWING GOLF CLUB OPERATIONS</b>	<b>72,774.39</b>	<b>1,217,085.15</b>	<b>1,194,667.00</b>	<b>-22,418.15</b>	<b>1,316,435.05</b>	<b>99,349.90</b>	
<b>TOTAL OPERATING EXPENSES</b>	<b>985,193.07</b>	<b>8,587,932.96</b>	<b>9,140,478.50</b>	<b>552,545.54</b>	<b>7,461,022.80</b>	<b>-1,126,910.16</b>	
<b>NET OPERATING INCOME (LOSS)</b>	<b>376,263.90</b>	<b>1,533,114.19</b>	<b>915,684.50</b>	<b>617,429.69</b>	<b>1,101,886.68</b>	<b>431,227.51</b>	
<b>OTHER OPERATIONS</b>							
USE OF PRIOR YEAR EARNINGS	0.00	0.00	0.00	0.00	0.00	0.00	
EQUIPMENT - CAPITAL	-109,023.12	-377,658.56	-548,417.00	170,758.44	-218,574.78	-159,083.78	
TRANSFERS IN/OUT GENERAL FUND	-155,927.78	-1,307,996.01	-1,786,922.69	478,926.68	-943,617.64	-364,378.37	
<b>TOTAL OTHER OPERATIONS REVENUE/(EXPENSE)</b>	<b>-264,950.90</b>	<b>-1,685,654.57</b>	<b>-2,335,339.69</b>	<b>649,685.12</b>	<b>-1,162,192.42</b>	<b>-523,462.15</b>	
<b>NON-OPERATING REVENUES / (EXPENSES)</b>							
FEDERAL GRANTS	0.00	0.00	0.00	0.00	0.00	0.00	
STATE GRANTS	0.00	0.00	0.00	0.00	0.00	0.00	
INTEREST INCOME	26,838.42	159,197.45	154,000.00	5,197.45	7,725.27	151,472.18	
INTEREST EXPENSE	0.00	0.00	0.00	0.00	0.00	0.00	
PROFESSIONAL SERVICES - LITIGATION	-3,009.60	-12,722.10	-72,919.00	60,196.90	0.00	-12,722.10	
PROCEEDS ON DISPOSITION OF FIXED ASSETS	0.00	0.00	0.00	0.00	0.00	0.00	
<b>TOTAL NON-OPERATING REVENUES / (EXPENSES)</b>	<b>23,828.82</b>	<b>146,475.35</b>	<b>81,081.00</b>	<b>65,394.35</b>	<b>7,725.27</b>	<b>138,750.08</b>	
<b>EXCESS/(DEFICIENCY)</b>	<b>135,141.82</b>	<b>-6,065.03</b>	<b>-1,338,574.19</b>	<b>1,332,509.16</b>	<b>-52,580.47</b>	<b>46,515.44</b>	

# CAPITAL FUND



**ENGLAND ECONOMIC AND INDUSTRIAL DEVELOPMENT DISTRICT**  
Statement of Revenues and Expenses  
For the Period and Seven Months Ended January 31, 2026  
**CAPITAL PROJECTS FUND**



	<b>PTD Actual</b>	<b>YTD Actual</b>	<b>YTD Budget</b>	<b>Variance</b>	<b>% Var</b>
<b>REVENUES AND CONTRIBUTIONS</b>					
FEDERAL GRANTS	954,316.00	9,071,332.50	32,150,594.00	-23,079,261.50	-71.78
STATE GRANTS	147,164.87	975,897.40	4,649,148.00	-3,673,250.60	-79.01
PFC FUNDS	29,727.01	202,977.17	206,956.00	-3,978.83	-1.92
CFC FUNDS	43,614.00	356,640.00	317,916.00	38,724.00	12.18
INTEREST INCOME	719.10	1,134.63	0.00	1,134.63	N/A
<b>TOTAL REVENUES AND CONTRIBUTIONS</b>	<b>1,175,540.98</b>	<b>10,607,981.70</b>	<b>37,324,614.00</b>	<b>-26,716,632.30</b>	<b>-71.58</b>
<b>CAPITAL EXPENDITURES</b>					
FAA REIMBURSED	54,832.00	8,299,020.00	32,150,937.00	23,851,917.00	74.19
DOTD REIMBURSED	101,162.11	1,052,878.78	4,649,148.00	3,596,269.22	77.35
PFC FUNDED	14,694.10	509,945.31	350,000.00	-159,945.31	-45.70
CFC FUNDED	8,483.74	20,592.74	382,550.00	361,957.26	94.62
EEIDD FUNDED	160,082.78	1,363,203.97	2,111,459.00	748,255.03	35.44
DEBT SERVICING	0.00	10,398.75	0.00	-10,398.75	N/A
<b>TOTAL CAPITAL EXPENDITURES</b>	<b>339,254.73</b>	<b>11,256,039.55</b>	<b>39,644,094.00</b>	<b>28,388,054.45</b>	<b>71.61</b>
<b>OTHER OPERATIONS REVENUE/(EXPENSES)</b>					
TRANSFERS IN/OUT CAPITAL FUND	155,927.78	1,307,996.01	1,786,925.00	-478,928.99	-26.80
USE OF PRIOR YEAR EARNINGS	4,155.00	55,103.00	0.00	55,103.00	N/A
<b>TOTAL OTHER OPERATIONS REVENUE/(EXPENSES)</b>	<b>160,082.78</b>	<b>1,363,099.01</b>	<b>1,786,925.00</b>	<b>-423,825.99</b>	<b>-23.72</b>
<b>BUDGET EXCESS/(DEFICIENCY)</b>	<b>996,369.03</b>	<b>715,041.16</b>	<b>-532,555.00</b>	<b>1,247,596.16</b>	<b>234.27</b>



**ENGLAND ECONOMIC AND INDUSTRIAL DEVELOPMENT DISTRICT**  
**Statement of Revenues and Expenses**  
**For the Seven Months Ended January 31, 2026**  
**CAPITAL PROJECTS ANALYSIS**

	UNALLOCATED	AIRPARK IMPROVEMENTS	AIRPORT MASTER PLAN	COMMERCIAL IMPROVEMENTS	DBE PROGRAM	DEBT SERVICE	GOLF COURSE IMPROVEMENTS	HERITAGE PARK UPGRADES
<b>REVENUES AND CONTRIBUTIONS</b>								
FEDERAL GRANTS	0.00	0.00	0.00	0.00	0.00	0.00	0.00	0.00
STATE GRANTS	0.00	0.00	0.00	0.00	0.00	0.00	0.00	0.00
PFC FUNDS	202,977.17	0.00	0.00	0.00	0.00	0.00	0.00	0.00
CFC FUNDS	356,640.00	0.00	0.00	0.00	0.00	0.00	0.00	0.00
MISCELLANEOUS - CAPITAL	0.00	0.00	0.00	0.00	0.00	0.00	0.00	0.00
INTEREST INCOME	1,134.63	0.00	0.00	0.00	0.00	0.00	0.00	0.00
<b>TOTAL REVENUES AND CONTRIBUTIONS</b>	<b>560,751.80</b>	<b>0.00</b>	<b>0.00</b>	<b>0.00</b>	<b>0.00</b>	<b>0.00</b>	<b>0.00</b>	<b>0.00</b>
<b>OTHER OPERATIONS REVENUE/(EXPENSES)</b>								
TRANSFERS IN/OUT CAPITAL FUND	0.00	25,275.00	0.00	368,898.09	0.00	0.00	20,642.41	17,425.02
USE OF PRIOR YEAR EARNINGS	0.00	0.00	0.00	0.00	4,000.00	0.00	0.00	0.00
<b>TOTAL OTHER OPERATIONS REVENUE/(EXPENSES)</b>	<b>0.00</b>	<b>25,275.00</b>	<b>0.00</b>	<b>368,898.09</b>	<b>4,000.00</b>	<b>0.00</b>	<b>20,642.41</b>	<b>17,425.02</b>
<b>TOTAL REVENUES, CONTRIBUTIONS AND TRANSFERS</b>	<b>560,751.80</b>	<b>25,275.00</b>	<b>0.00</b>	<b>368,898.09</b>	<b>4,000.00</b>	<b>0.00</b>	<b>20,642.41</b>	<b>17,425.02</b>
<b>CAPITAL EXPENDITURES</b>								
FAA REIMBURSED	-3,983.00	0.00	0.00	0.00	0.00	0.00	0.00	0.00
DOTD REIMBURSED	28,008.00	0.00	0.00	0.00	0.00	0.00	0.00	0.00
PFC FUNDED	0.00	0.00	25,198.43	0.00	0.00	0.00	0.00	0.00
CFC FUNDED	0.00	0.00	0.00	0.00	0.00	0.00	0.00	0.00
EEIDD FUNDED	0.00	25,275.00	0.00	368,898.09	4,000.00	0.00	20,642.41	17,425.02
DEBT SERVICING	0.00	0.00	0.00	0.00	0.00	10,398.75	0.00	0.00
<b>TOTAL CAPITAL EXPENDITURES</b>	<b>24,025.00</b>	<b>25,275.00</b>	<b>25,198.43</b>	<b>368,898.09</b>	<b>4,000.00</b>	<b>10,398.75</b>	<b>20,642.41</b>	<b>17,425.02</b>
<b>BUDGET EXCESS/(DEFICIENCY)</b>	<b>536,726.80</b>	<b>0.00</b>	<b>-25,198.43</b>	<b>0.00</b>	<b>0.00</b>	<b>-10,398.75</b>	<b>0.00</b>	<b>0.00</b>



**ENGLAND ECONOMIC AND INDUSTRIAL DEVELOPMENT DISTRICT**  
**Statement of Revenues and Expenses**  
 For the Seven Months Ended January 31, 2026  
**CAPITAL PROJECTS ANALYSIS**

	HIGH MAST CABLE	HOUSING UPGRADES	ISB - DCIP	MRO HANGAR	N APRON JOINT REHAB	NOISE MITIGATION	NORTH RAMP EXPANSION	PCN PAVEMENT EVALUATION
<b>REVENUES AND CONTRIBUTIONS</b>								
FEDERAL GRANTS	0.00	0.00	0.00	0.00	0.00	1,104,104.50	0.00	0.00
STATE GRANTS	0.00	0.00	0.00	121,690.00	0.00	113,536.06	0.00	0.00
PFC FUNDS	0.00	0.00	0.00	0.00	0.00	0.00	0.00	0.00
CFC FUNDS	0.00	0.00	0.00	0.00	0.00	0.00	0.00	0.00
MISCELLANEOUS - CAPITAL	0.00	0.00	0.00	0.00	0.00	0.00	0.00	0.00
INTEREST INCOME	0.00	0.00	0.00	0.00	0.00	0.00	0.00	0.00
<b>TOTAL REVENUES AND CONTRIBUTIONS</b>	<b>0.00</b>	<b>0.00</b>	<b>0.00</b>	<b>121,690.00</b>	<b>0.00</b>	<b>1,217,640.56</b>	<b>0.00</b>	<b>0.00</b>
<b>OTHER OPERATIONS REVENUE/(EXPENSES)</b>								
TRANSFERS IN/OUT CAPITAL FUND	16,200.00	102,351.49	0.00	0.00	0.00	0.00	0.00	215,000.00
USE OF PRIOR YEAR EARNINGS	0.00	0.00	0.00	0.00	0.00	0.00	4,155.00	0.00
<b>TOTAL OTHER OPERATIONS REVENUE/(EXPENSES)</b>	<b>16,200.00</b>	<b>102,351.49</b>	<b>0.00</b>	<b>0.00</b>	<b>0.00</b>	<b>0.00</b>	<b>4,155.00</b>	<b>215,000.00</b>
<b>TOTAL REVENUES, CONTRIBUTIONS AND TRANSFERS</b>	<b>16,200.00</b>	<b>102,351.49</b>	<b>0.00</b>	<b>121,690.00</b>	<b>0.00</b>	<b>1,217,640.56</b>	<b>4,155.00</b>	<b>215,000.00</b>
<b>CAPITAL EXPENDITURES</b>								
FAA REIMBURSED	0.00	0.00	0.00	0.00	15,000.00	1,355,945.00	0.00	0.00
DOTD REIMBURSED	0.00	0.00	0.00	150,370.00	0.00	150,589.90	0.00	0.00
PFC FUNDED	0.00	0.00	0.00	0.00	0.00	0.00	0.00	0.00
CFC FUNDED	0.00	0.00	0.00	0.00	0.00	0.00	0.00	0.00
EEIDD FUNDED	16,200.00	102,351.49	104.96	0.00	0.00	0.00	4,155.00	215,000.00
DEBT SERVICING	0.00	0.00	0.00	0.00	0.00	0.00	0.00	0.00
<b>TOTAL CAPITAL EXPENDITURES</b>	<b>16,200.00</b>	<b>102,351.49</b>	<b>104.96</b>	<b>150,370.00</b>	<b>15,000.00</b>	<b>1,506,534.90</b>	<b>4,155.00</b>	<b>215,000.00</b>
<b>BUDGET EXCESS/(DEFICIENCY)</b>	<b>0.00</b>	<b>0.00</b>	<b>-104.96</b>	<b>-28,680.00</b>	<b>-15,000.00</b>	<b>-288,894.34</b>	<b>0.00</b>	<b>0.00</b>



**ENGLAND ECONOMIC AND INDUSTRIAL DEVELOPMENT DISTRICT**  
**Statement of Revenues and Expenses**  
 For the Seven Months Ended January 31, 2026  
**CAPITAL PROJECTS ANALYSIS**

	PROP ACQ FOR OBS REMOVAL	ROOF REPLACEMENTS	RUNWAY EXTENSION	RUNWAY SAFETY AREA REHAB	SOUTH RAMP EXPANSION	TERM ARCHWAY REPAIR	TERMINAL BAGGAGE BELT
<b>REVENUES AND CONTRIBUTIONS</b>							
FEDERAL GRANTS	0.00	0.00	7,182,077.00	0.00	54,746.00	0.00	0.00
STATE GRANTS	0.00	0.00	740,520.20	0.00	151.14	0.00	0.00
PFC FUNDS	0.00	0.00	0.00	0.00	0.00	0.00	0.00
CFC FUNDS	0.00	0.00	0.00	0.00	0.00	0.00	0.00
MISCELLANEOUS - CAPITAL	0.00	0.00	0.00	0.00	0.00	0.00	0.00
INTEREST INCOME	0.00	0.00	0.00	0.00	0.00	0.00	0.00
<b>TOTAL REVENUES AND CONTRIBUTIONS</b>	<b>0.00</b>	<b>0.00</b>	<b>7,922,597.20</b>	<b>0.00</b>	<b>54,897.14</b>	<b>0.00</b>	<b>0.00</b>
<b>OTHER OPERATIONS REVENUE/(EXPENSES)</b>							
TRANSFERS IN/OUT CAPITAL FUND	0.00	376,875.00	0.00	0.00	0.00	83,179.00	0.00
USE OF PRIOR YEAR EARNINGS	0.00	0.00	0.00	0.00	0.00	0.00	0.00
<b>TOTAL OTHER OPERATIONS REVENUE/(EXPENSES)</b>	<b>0.00</b>	<b>376,875.00</b>	<b>0.00</b>	<b>0.00</b>	<b>0.00</b>	<b>83,179.00</b>	<b>0.00</b>
<b>TOTAL REVENUES, CONTRIBUTIONS AND TRANSFERS</b>	<b>0.00</b>	<b>376,875.00</b>	<b>7,922,597.20</b>	<b>0.00</b>	<b>54,897.14</b>	<b>83,179.00</b>	<b>0.00</b>
<b>CAPITAL EXPENDITURES</b>							
FAA REIMBURSED	0.00	0.00	6,849,643.00	54,873.00	56,867.00	0.00	0.00
DOTD REIMBURSED	3,004.00	0.00	709,087.45	6,172.50	6,328.58	0.00	0.00
PFC FUNDED	0.00	0.00	0.00	0.00	0.00	0.00	484,746.88
CFC FUNDED	0.00	0.00	0.00	0.00	0.00	0.00	0.00
EEIDD FUNDED	0.00	376,875.00	0.00	0.00	0.00	83,179.00	0.00
DEBT SERVICING	0.00	0.00	0.00	0.00	0.00	0.00	0.00
<b>TOTAL CAPITAL EXPENDITURES</b>	<b>3,004.00</b>	<b>376,875.00</b>	<b>7,558,730.45</b>	<b>61,045.50</b>	<b>63,195.58</b>	<b>83,179.00</b>	<b>484,746.88</b>
<b>BUDGET EXCESS/(DEFICIENCY)</b>	<b>-3,004.00</b>	<b>0.00</b>	<b>363,866.75</b>	<b>-61,045.50</b>	<b>-8,298.44</b>	<b>0.00</b>	<b>-484,746.88</b>



**ENGLAND ECONOMIC AND INDUSTRIAL DEVELOPMENT DISTRICT**  
**Statement of Revenues and Expenses**  
 For the Seven Months Ended January 31, 2026  
**CAPITAL PROJECTS ANALYSIS**

	TERMINAL REFURBISHMENT	TERM SECURITY UPGRADE	THERMOPLASTIC	TREE REMOVAL	VANDENBURG OVERLAY	WASH RACK	Total
<b>REVENUES AND CONTRIBUTIONS</b>							
FEDERAL GRANTS	0.00	-6,336.00	736,741.00	0.00	0.00	0.00	9,071,332.50
STATE GRANTS	0.00	0.00	0.00	0.00	0.00	0.00	975,897.40
PFC FUNDS	0.00	0.00	0.00	0.00	0.00	0.00	202,977.17
CFC FUNDS	0.00	0.00	0.00	0.00	0.00	0.00	356,640.00
MISCELLANEOUS - CAPITAL	0.00	0.00	0.00	0.00	0.00	0.00	0.00
INTEREST INCOME	0.00	0.00	0.00	0.00	0.00	0.00	1,134.63
<b>TOTAL REVENUES AND CONTRIBUTIONS</b>	<b>0.00</b>	<b>-6,336.00</b>	<b>736,741.00</b>	<b>0.00</b>	<b>0.00</b>	<b>0.00</b>	<b>10,607,981.70</b>
<b>OTHER OPERATIONS REVENUE/(EXPENSES)</b>							
TRANSFERS IN/OUT CAPITAL FUND	0.00	0.00	0.00	82,150.00	0.00	0.00	1,307,996.01
USE OF PRIOR YEAR EARNINGS	0.00	0.00	0.00	0.00	46,948.00	0.00	55,103.00
<b>TOTAL OTHER OPERATIONS REVENUE/(EXPENSES)</b>	<b>0.00</b>	<b>0.00</b>	<b>0.00</b>	<b>82,150.00</b>	<b>46,948.00</b>	<b>0.00</b>	<b>1,363,099.01</b>
<b>TOTAL REVENUES, CONTRIBUTIONS AND TRANSFERS</b>	<b>0.00</b>	<b>-6,336.00</b>	<b>736,741.00</b>	<b>82,150.00</b>	<b>46,948.00</b>	<b>0.00</b>	<b>11,971,080.71</b>
<b>CAPITAL EXPENDITURES</b>							
FAA REIMBURSED	0.00	14,894.00	-44,394.00	0.00	0.00	175.00	8,299,020.00
DOTD REIMBURSED	0.00	1,654.69	-2,336.34	0.00	0.00	0.00	1,052,878.78
PFC FUNDED	0.00	0.00	0.00	0.00	0.00	0.00	509,945.31
CFC FUNDED	20,592.74	0.00	0.00	0.00	0.00	0.00	20,592.74
EEIDD FUNDED	0.00	0.00	0.00	82,150.00	46,948.00	0.00	1,363,203.97
DEBT SERVICING	0.00	0.00	0.00	0.00	0.00	0.00	10,398.75
<b>TOTAL CAPITAL EXPENDITURES</b>	<b>20,592.74</b>	<b>16,548.69</b>	<b>-46,730.34</b>	<b>82,150.00</b>	<b>46,948.00</b>	<b>175.00</b>	<b>11,256,039.55</b>
<b>BUDGET EXCESS/(DEFICIENCY)</b>	<b>-20,592.74</b>	<b>-22,884.69</b>	<b>783,471.34</b>	<b>0.00</b>	<b>0.00</b>	<b>-175.00</b>	<b>715,041.16</b>

# **SUPPLEMENTAL INFORMATION**



**ENGLAND ECONOMIC AND INDUSTRIAL DEVELOPMENT DISTRICT**

Personnel Compensation Detail  
For the Period Ended January 31, 2025

														58.3%		
														% OF FYE EXPENDED		
DIVISION/POSITION	BUDGET	7/31/25	8/31/25	9/30/25	10/31/25	11/30/25	12/31/25	1/31/26	2/28/26	3/31/26	4/30/26	5/31/26	6/30/26	TOTAL	VARIANCE	%
<b>ADMINISTRATION DIVISION</b>																
EXECUTIVE DIRECTOR	215,000	16,538	16,538	16,538	24,808	16,538	16,538	16,538	-	-	-	-	-	124,038	90,962	57.7%
DEPUTY DIRECTOR AIRPARK & ECONOMIC DEVELOPMENT	149,008	11,362	11,462	11,462	17,193	11,462	11,462	11,462	-	-	-	-	-	85,866	63,142	57.6%
DEPUTY DIRECTOR AIRPORT & CAPITAL PROJECTS	149,008	11,362	11,462	11,462	17,193	11,462	11,462	11,462	-	-	-	-	-	85,866	63,142	57.6%
EXECUTIVE ASSISTANT / MUNICIPAL CLERK	50,000	3,873	3,840	3,750	5,800	3,864	3,919	3,846	-	-	-	-	-	28,893	21,107	57.8%
<b>TOTAL EXECUTIVE DEPARTMENT</b>	<b>563,016</b>	<b>43,136</b>	<b>43,303</b>	<b>43,213</b>	<b>64,994</b>	<b>43,327</b>	<b>43,381</b>	<b>43,309</b>	-	-	-	-	-	<b>324,663</b>	<b>238,353</b>	<b>57.7%</b>
COMMUNICATIONS / IT MANAGER	63,531	4,844	4,887	4,887	7,331	4,887	4,887	4,887	-	-	-	-	-	36,610	26,921	57.6%
<b>TOTAL ECONOMIC DEPARTMENT</b>	<b>63,531</b>	<b>4,844</b>	<b>4,887</b>	<b>4,887</b>	<b>7,331</b>	<b>4,887</b>	<b>4,887</b>	<b>4,887</b>	-	-	-	-	-	<b>36,610</b>	<b>26,921</b>	<b>57.6%</b>
DIRECTOR FINANCE & HUMAN RESOURCES	120,000	9,032	9,112	9,171	13,846	9,231	9,231	9,231	-	-	-	-	-	68,853	51,147	57.4%
ACCOUNTING MANAGER	71,028	5,370	5,464	5,464	8,196	5,464	5,464	5,464	-	-	-	-	-	40,883	30,145	57.6%
PURCHASING COORDINATOR	66,462	5,068	5,112	5,112	7,669	5,112	5,112	5,112	-	-	-	-	-	38,299	28,163	57.6%
ACCOUNTING CLERK	53,020	4,068	4,078	4,078	6,118	4,085	4,117	4,078	-	-	-	-	-	30,623	22,397	57.8%
ACCOUNTING CLERK	53,020	4,068	4,078	4,078	6,118	4,078	4,082	4,088	-	-	-	-	-	30,591	22,429	57.7%
<b>TOTAL FINANCE DEPARTMENT</b>	<b>363,530</b>	<b>27,606</b>	<b>27,845</b>	<b>27,904</b>	<b>41,946</b>	<b>27,970</b>	<b>28,005</b>	<b>27,973</b>	-	-	-	-	-	<b>209,249</b>	<b>154,281</b>	<b>57.6%</b>
HUMAN RESOURCES MANAGER	78,676	5,999	6,052	6,052	9,078	6,052	6,052	6,052	-	-	-	-	-	45,337	33,339	57.6%
MECHANIC	61,273	4,687	4,714	4,714	7,129	4,714	4,791	4,714	-	-	-	-	-	35,462	25,811	57.9%
ADMINISTRATIVE ASSISTANT AIRPORT / AIRPARK	62,340	4,849	4,795	4,795	7,193	4,795	4,825	4,795	-	-	-	-	-	36,048	26,292	57.8%
MARKETING AND AIR SERVICES MANAGER - (50% THIS DEPT)	37,500	2,884	2,885	2,885	4,327	2,885	2,885	2,885	-	-	-	-	-	21,634	15,866	57.7%
<b>TOTAL GENERAL OPERATIONS DEPARTMENT</b>	<b>239,789</b>	<b>18,420</b>	<b>18,445</b>	<b>18,445</b>	<b>27,727</b>	<b>18,445</b>	<b>18,553</b>	<b>18,445</b>	-	-	-	-	-	<b>138,481</b>	<b>101,308</b>	<b>57.8%</b>
<b>CURRENT MONTH PAYROLL ACCRUAL - ADMINISTRATION</b>		42,303	47,240	56,670	23,713	23,657	37,930	47,307	-	-	-	-	-	278,821	(278,821)	
<b>PRIOR MONTH REVERSAL PAYROLL ACCRUAL - ADMINISTRATION</b>		(27,251)	(42,303)	(47,240)	(56,670)	(23,713)	(23,657)	(37,930)	-	-	-	-	-	(258,765)	258,765	
<b>ADMINISTRATION DIVISION TOTAL</b>	<b>1,229,866</b>	<b>109,057</b>	<b>99,418</b>	<b>103,879</b>	<b>109,041</b>	<b>94,574</b>	<b>109,099</b>	<b>103,992</b>	-	-	-	-	-	<b>729,059</b>	<b>500,807</b>	<b>59.3%</b>

**ENGLAND ECONOMIC AND INDUSTRIAL DEVELOPMENT DISTRICT**

Personnel Compensation Detail  
For the Period Ended January 31, 2025

DIVISION/POSITION	BUDGET	7/31/25	8/31/25	9/30/25	10/31/25	11/30/25	12/31/25	1/31/26	2/28/26	3/31/26	4/30/26	5/31/26	6/30/26	% OF FYE EXPENDED		%
														TOTAL	VARIANCE	
<b>AIRPORT DIVISION</b>																
AIRPORT OPERATIONS MANAGER	89,554	6,829	6,889	6,889	10,333	6,889	6,889	6,889	-	-	-	-	-	51,606	37,948	57.6%
AIRFIELD SUPERINTENDENT	74,677	5,694	5,744	5,744	8,617	5,744	5,744	5,744	-	-	-	-	-	43,033	31,644	57.6%
AIRFIELD LEAD TECHNICIAN	70,709	5,467	5,438	5,617	8,272	5,438	6,076	5,438	-	-	-	-	-	41,747	28,962	59.0%
AIRFIELD TECHNICIAN 2 / WILDLIFE CONTROL	53,045	4,131	4,080	4,128	6,130	4,080	4,080	4,080	-	-	-	-	-	30,708	22,337	57.9%
AIRFIELD TECHNICIAN 2	65,539	4,997	5,042	5,042	7,562	5,042	5,042	5,042	-	-	-	-	-	37,768	27,771	57.6%
AIRFIELD TECHNICIAN 1	37,440	2,880	2,880	2,921	4,320	2,880	3,218	2,880	-	-	-	-	-	21,978	15,462	58.7%
STUDENT INTERN	3,900	743	-	-	-	-	-	-	-	-	-	-	-	743	3,158	19.0%
<b>TOTAL AIRFIELD OPERATIONS</b>	<b>394,864</b>	<b>30,741</b>	<b>30,073</b>	<b>30,340</b>	<b>45,234</b>	<b>30,073</b>	<b>31,048</b>	<b>30,073</b>	-	-	-	-	-	<b>227,582</b>	<b>167,282</b>	<b>57.6%</b>
<b>TERMINAL OPERATIONS</b>																
TERMINAL SUPERINTENDENT	82,715	6,307	6,363	6,363	9,544	6,363	6,363	6,363	-	-	-	-	-	47,665	35,050	57.6%
SECURITY COORDINATOR	79,223	6,041	6,094	6,094	9,141	6,094	6,094	6,094	-	-	-	-	-	45,652	33,571	57.6%
TERMINAL TECHNICIAN 1	42,848	3,267	3,296	3,752	5,371	3,478	3,820	3,230	-	-	-	-	-	26,213	16,635	61.2%
CUSTODIAN	40,200	3,232	3,129	3,102	4,738	3,102	3,131	3,136	-	-	-	-	-	23,572	16,628	58.6%
CUSTODIAN	34,775	2,676	2,688	2,681	4,034	2,698	2,702	2,692	-	-	-	-	-	20,172	14,603	58.0%
CUSTODIAN	15,600	-	-	-	-	-	-	-	-	-	-	-	-	-	15,600	0.0%
CUSTODIAN	16,068	808	788	784	1,255	865	788	834	-	-	-	-	-	6,123	9,945	38.1%
CUSTOMER SERVICE REPRESENTATIVE / GENERAL CLERK	45,833	3,495	3,526	3,526	5,290	3,526	3,548	3,526	-	-	-	-	-	26,439	19,394	57.7%
MARKETING AND AIR SERVICES MANAGER - (50% THIS DEPT)	37,500	2,884	2,885	2,885	4,327	2,885	2,885	2,885	-	-	-	-	-	21,634	15,866	57.7%
<b>TOTAL TERMINAL OPERATIONS</b>	<b>394,762</b>	<b>28,711</b>	<b>28,769</b>	<b>29,188</b>	<b>43,700</b>	<b>29,011</b>	<b>29,332</b>	<b>28,760</b>	-	-	-	-	-	<b>217,470</b>	<b>177,292</b>	<b>55.1%</b>
<b>CURRENT MONTH PAYROLL ACCRUAL - AIRPORT</b>																
		26,753	29,685	35,717	14,852	14,771	24,152	29,417	-	-	-	-	-	175,346	(175,346)	
<b>PRIOR MONTH REVERSAL PAYROLL ACCRUAL - AIRPORT</b>																
		(17,278)	(26,753)	(29,685)	(35,717)	(14,852)	(14,771)	(24,152)	-	-	-	-	-	(163,207)	163,207	
<b>AIRPORT DIVISION TOTAL</b>	<b>789,626</b>	<b>68,927</b>	<b>61,773</b>	<b>65,559</b>	<b>68,069</b>	<b>59,003</b>	<b>69,760</b>	<b>64,098</b>	-	-	-	-	-	<b>457,191</b>	<b>332,435</b>	<b>57.9%</b>

**ENGLAND ECONOMIC AND INDUSTRIAL DEVELOPMENT DISTRICT**

Personnel Compensation Detail  
For the Period Ended January 31, 2025

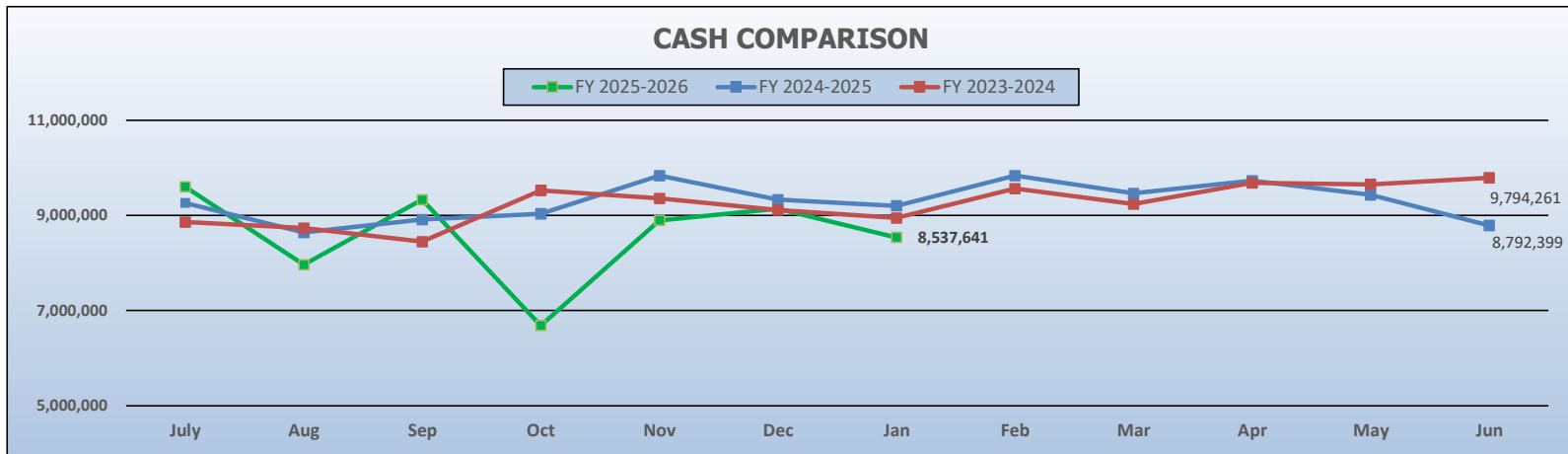
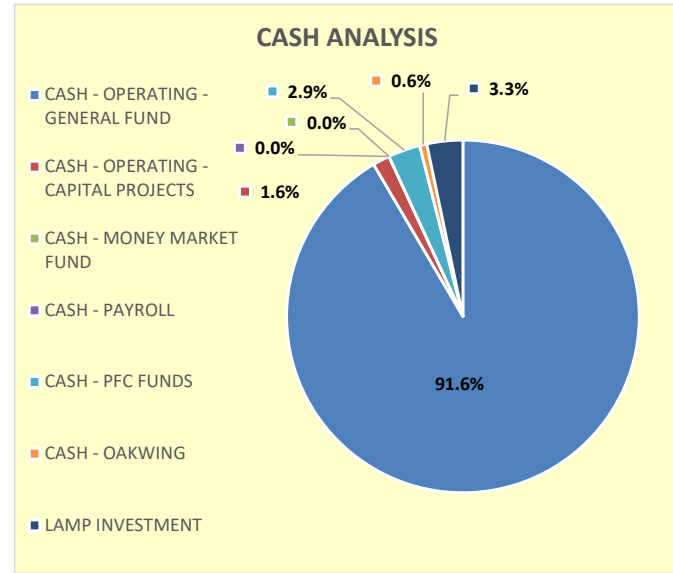
DIVISION/POSITION	BUDGET	7/31/25	8/31/25	9/30/25	10/31/25	11/30/25	12/31/25	1/31/26	2/28/26	3/31/26	4/30/26	5/31/26	6/30/26	% OF FYE EXPENDED 58.3%		
														TOTAL	VARIANCE	%
<b>AIRPARK DIVISION</b>																
AIRPARK FACILITIES MANAGER	87,539	6,675	6,734	6,734	10,101	6,734	6,734	6,734	-	-	-	-	-	50,445	37,094	57.6%
LANDSIDE MANAGER	72,100	5,498	5,546	5,546	8,319	5,546	5,546	5,546	-	-	-	-	-	41,548	30,552	57.6%
LANDSIDE TECHNICIAN 2	54,388	4,340	4,586	4,576	6,966	4,459	4,812	4,942	-	-	-	-	-	34,680	19,708	63.8%
LANDSIDE TECHNICIAN 2	52,276	4,061	4,662	4,106	6,286	4,128	4,454	4,498	-	-	-	-	-	32,194	20,082	61.6%
LANDSIDE TECHNICIAN 1	34,775	2,794	2,750	2,876	2,675	-	2,600	2,606	-	-	-	-	-	16,302	18,473	46.9%
LANDSIDE TECHNICIAN 1	33,100	-	-	-	-	-	-	-	-	-	-	-	-	-	33,100	0.0%
LANDSIDE TECHNICIAN 1	31,200	-	-	-	-	-	-	-	-	-	-	-	-	-	31,200	0.0%
LANDSIDE TECHNICIAN 1	31,200	-	-	-	-	-	-	-	-	-	-	-	-	-	31,200	0.0%
HVAC TECHNICIAN 1	65,539	3,525	5,408	5,168	8,476	5,451	5,597	5,266	-	-	-	-	-	38,891	26,648	59.3%
HVAC TECHNICIAN 1	52,489	4,761	4,900	4,758	6,118	4,505	4,720	4,209	-	-	-	-	-	33,970	18,519	64.7%
PLUMBER	64,272	4,901	5,129	4,952	7,439	5,172	4,944	5,106	-	-	-	-	-	37,643	26,629	58.6%
PAINTER	35,470	2,706	2,728	1,091	2,035	-	-	-	-	-	-	-	-	8,561	26,909	24.1%
PAINTER	35,470	2,884	2,728	2,728	4,258	2,728	2,901	2,728	-	-	-	-	-	20,954	14,516	59.1%
<b>TOTAL AIRPARK OPERATIONS</b>	<b>649,818</b>	<b>42,145</b>	<b>45,171</b>	<b>42,534</b>	<b>62,673</b>	<b>38,723</b>	<b>42,307</b>	<b>41,636</b>	-	-	-	-	-	<b>315,188</b>	<b>334,630</b>	<b>48.5%</b>
<b>RESIDENTIAL OPERATIONS</b>																
RESIDENTIAL HOUSING DIRECTOR	139,496	10,637	10,730	10,730	16,096	10,730	10,730	10,730	-	-	-	-	-	80,385	59,111	57.6%
RESIDENTIAL SALES/MARKETING MGR	65,405	4,987	5,031	5,031	7,547	5,031	5,031	5,031	-	-	-	-	-	37,690	27,715	57.6%
RESIDENTIAL ACCOUNTING MANAGER	62,830	4,791	4,833	4,833	7,250	4,833	4,833	4,833	-	-	-	-	-	36,206	26,624	57.6%
RESIDENTIAL SALES/OPERATIONS MGR	58,710	4,477	4,516	3,370	-	-	-	-	-	-	-	-	-	12,363	46,347	21.1%
RESIDENTIAL MAINT. SUPERVISOR	59,987	5,406	4,618	4,593	6,760	4,010	3,840	3,840	-	-	-	-	-	33,067	26,920	55.1%
RESIDENTIAL TECH 2	49,918	4,386	3,975	4,338	5,856	4,023	4,128	4,218	-	-	-	-	-	30,924	18,994	61.9%
RESIDENTIAL TECH 2	49,918	4,284	3,900	3,849	5,760	3,840	3,984	3,912	-	-	-	-	-	29,529	20,389	59.2%
RESIDENTIAL CUSTOMER SERVICE REP	36,421	2,786	2,756	2,782	4,084	2,784	2,767	2,793	-	-	-	-	-	20,751	15,670	57.0%
DRIVER (PART TIME)	16,687	925	1,071	951	1,412	823	831	566	-	-	-	-	-	6,579	10,108	39.4%
DRIVER (PART TIME)	16,335	771	695	770	1,202	931	522	428	-	-	-	-	-	5,319	11,016	32.6%
<b>TOTAL RESIDENTIAL OPERATIONS</b>	<b>555,707</b>	<b>43,449</b>	<b>42,126</b>	<b>41,247</b>	<b>55,967</b>	<b>37,005</b>	<b>36,666</b>	<b>36,351</b>	-	-	-	-	-	<b>292,812</b>	<b>262,895</b>	<b>52.7%</b>
<b>CURRENT MONTH PAYROLL ACCRUAL - AIRPARK</b>																
		38,517	43,649	50,269	19,813	18,932	31,589	38,994	-	-	-	-	-	241,762	(241,762)	
<b>PRIOR MONTH REVERSAL PAYROLL ACCRUAL - AIRPARK</b>																
		(24,551)	(38,517)	(43,649)	(50,269)	(19,813)	(18,932)	(31,589)	-	-	-	-	-	(227,319)	227,319	
<b>AIRPARK DIVISION TOTAL</b>	<b>1,205,525</b>	<b>99,560</b>	<b>92,429</b>	<b>90,401</b>	<b>88,184</b>	<b>74,846</b>	<b>91,631</b>	<b>85,391</b>	-	-	-	-	-	<b>622,443</b>	<b>583,082</b>	<b>51.6%</b>
<b>TOTAL SALARIES</b>	<b>3,225,017</b>	<b>277,544</b>	<b>253,619</b>	<b>259,840</b>	<b>265,294</b>	<b>228,423</b>	<b>270,491</b>	<b>253,482</b>	-	-	-	-	-	<b>1,808,693</b>	<b>1,416,324</b>	<b>56.1%</b>

**ENGLAND ECONOMIC AND INDUSTRIAL DEVELOPMENT DISTRICT**  
**Cash Reporting**  
 For the Period and Seven Months Ended January 31, 2026

	<b>Balance</b>	<b>Beginning</b>	<b>Net</b>
	<b>Current Period</b>	<b>Balance 7/1/25</b>	<b>Change</b>
CASH - OPERATING ACCOUNT	7,950,537	967,789	6,982,748
CASH - MONEY MARKET ACCOUNT	0	7,347,292	-7,347,292
CASH - PAYROLL ACCOUNT	33	1	32
CASH - PFC FUNDS	251,592	153,463	98,129
CASH - OAKWING ACCOUNT	54,063	49,240	4,823
LAMP INVESTMENT	281,416	274,614	6,802
<b>GRAND TOTALS</b>	<b>8,537,641</b>	<b>8,792,399</b>	<b>-254,758</b>

**REGIONS OPERATING ACCOUNT SUMMARY BY FUND**

	<b>GENERAL FUND</b>	<b>CAPITAL PROJECTS</b>	<b>TOTAL</b>
BEGINNING BALANCE	7,690,645.15	941,240.33	8,631,885.48
RECEIPTS	1,621,809.64	1,113,720.09	2,735,529.73
DISBURSEMENTS	-1,495,641.60	-1,921,236.72	-3,416,878.32
SUB-TOTAL PER FUND	7,816,813.19	133,723.70	7,950,536.89
ADJUSTMENTS:			
MONEY MARKET FUND	0.00		0.00
EEIDD FUNDED PROJECTS TRANSFERS	-478,926.68	478,926.68	0.00
<b>BALANCE AVAILABLE FOR USE PER FUND</b>	<b>7,337,886.51</b>	<b>612,650.38</b>	<b>7,950,536.89</b>



ENGLAND AUTHORITY  
MONTHLY CASH FLOWS  
FOR THE PERIOD ENDING JANUARY 31, 2026

BANK DATE	DESCRIPTION	POSTING #	OPERATING ACCOUNT	MONEY MARKET ACCOUNT	PAYROLL ACCOUNT	PFC ACCOUNT	OAKWING ACCOUNT	LAMP	TOTAL ACCOUNT
BALANCE @ DECEMBER 31, 2025			\$8,631,885.48	\$6,543.15	\$11.93	\$220,461.04	\$1,049.84	\$280,509.22	\$9,140,460.66
CASH RECEIPTS:									
<b>REGIONS</b>									
1/2/26	DELTA AIRLINES	CR#26-194EA	\$ 60,789.12	\$ -	\$ -	\$ -	\$ -	\$ -	60,789.12
1/6/26	TRANSFER OF FUNDS	JE#26-247	6,543.15	-	-	-	-	-	6,543.15
1/7/26	TRANSFER OF FUNDS	JE#26-246	13.84	-	-	-	-	-	13.84
1/12/26	DELTA AIRLINES	CR#26-206EA	10,775.15	-	-	-	-	-	10,775.15
1/20/26	PAYCHEX OAB	JE#26-244	0.01	-	-	-	-	-	0.01
1/26/26	ISB	CR#26-218EA	170,130.08	-	-	-	-	-	170,130.08
1/7/26	SEDC- CK#80585	VOID	350.00	-	-	-	-	-	350.00
1/14/26	BROWN & BROWN - CK80551	VOID	100.00	-	-	-	-	-	100.00
1/30/26	DELTA VISION - CK#80882	VOID	500.00	-	-	-	-	-	500.00
1/12/26	ACCOUNT TRANSFER-SUMMER	JE#26-245	-	96.15	-	-	-	-	96.15
1/31/26	INTEREST EARNED - LAMP	JE#26-165	-	-	-	-	-	906.77	906.77
<b>BOM</b>									
1/2/26	POWERLINE RENTALS	CR#26-175	\$ 1,000.00	\$ -	\$ -	\$ -	\$ -	\$ -	1,000.00
1/2/26	GLOBAL CROSSING	CR#26-196EA	2,425.79	-	-	-	-	-	2,425.79
1/2/26	REDDY ICE	CR#26-196EA	3,727.00	-	-	-	-	-	3,727.00
1/2/26	LASALLE MGMT	CR#26-196EA	5,050.00	-	-	-	-	-	5,050.00
1/5/26	EEIDD RENT-E/O	CR#26-176	127,815.00	-	-	-	-	-	127,815.00
1/5/26	AMERICAN AIRLINES	CR#26-196EA	50,525.65	-	-	-	-	-	50,525.65
1/5/26	AMERICAN AIRLINES	CR#26-196EA	25,043.93	-	-	-	-	-	25,043.93
1/5/26	BOISE	CR#26-196EA	10,050.00	-	-	-	-	-	10,050.00
1/5/26	EEIDD RENT	CR#26-176	3,965.00	-	-	-	-	-	3,965.00
1/5/26	UCORE	CR#26-196EA	15,000.00	-	-	-	-	-	15,000.00
1/5/26	REMOTE DEPOSIT	CR#26-195EA	9,030.07	-	-	-	-	-	9,030.07
1/6/26	REMOTE DEPOSIT	CR#26-197EA	1,900.00	-	-	-	-	-	1,900.00
1/6/26	MERCHANT SERVICES	CR#26-201	60.00	-	-	-	-	-	60.00
1/6/26	MERCHANT SERVICES E/O	CR#26-179	16,339.50	-	-	-	-	-	16,339.50
1/6/26	MERCHANT SERVICES E/O	CR#26-179	548.39	-	-	-	-	-	548.39
1/6/26	REMOTE DEPOSIT-E/O	CR#26-178	26,375.00	-	-	-	-	-	26,375.00
1/6/26	REMOTE DEPOSIT-E/O	CR#26-177	91,496.00	-	-	-	-	-	91,496.00
1/7/26	AVIS	CR#26-201	13,916.67	-	-	-	-	-	13,916.67
1/7/26	BUDGET	CR#26-201	14,083.33	-	-	-	-	-	14,083.33
1/7/26	DEADALUS	CR#26-201	7,854.19	-	-	-	-	-	7,854.19
1/7/26	CLEARRENT LLC DEPOSITS-TERMINAL TESTING	JE#26-251	1.00	-	-	-	-	-	1.00
1/7/26	CLEARRENT LLC DEPOSITS	CR#26-182	1,940.00	-	-	-	-	-	1,940.00
1/7/26	MERCHANT SERVICES E/O	CR#26-181	940.00	-	-	-	-	-	940.00
1/7/26	REMOTE DEPOSIT	CR#26-200EA	2,289.82	-	-	-	-	-	2,289.82
1/7/26	REMOTE DEPOSIT-E/O	CR#26-183	4,550.00	-	-	-	-	-	4,550.00
1/7/26	REMOTE DEPOSIT-E/O	CR#26-180	5,025.00	-	-	-	-	-	5,025.00
1/8/26	CLEARRENT LLC DEPOSITS	CR#26-184	1,100.00	-	-	-	-	-	1,100.00
1/8/26	CLEARRENT LLC DEPOSITS	CR#26-216EA	3,090.00	-	-	-	-	-	3,090.00
1/8/26	UCORE	CR#26-204EA	17,140.12	-	-	-	-	-	17,140.12
1/8/26	REMOTE DEPOSIT	CR#26-202EA	26,490.12	-	-	-	-	-	26,490.12
1/8/26	OPEN PFC ACCOUNT	JE#26-255	100.18	-	-	-	-	-	100.18
1/9/26	REMOTE DEPOSIT E/O	CR#26-185	4,411.77	-	-	-	-	-	4,411.77
1/9/26	REMOTE DEPOSIT	CR#26-203EA	3,668.88	-	-	-	-	-	3,668.88
1/12/26	FAA	CR#26-204EA	69,476.00	-	-	-	-	-	69,476.00
1/12/26	FAA	CR#26-204EA	619,150.00	-	-	-	-	-	619,150.00
1/12/26	CLEARRENT LLC DEPOSITS-E/O	CR#26-186	1,200.00	-	-	-	-	-	1,200.00
1/12/26	REMOTE DEPOSIT E/O	CR#26-187	5,745.00	-	-	-	-	-	5,745.00
1/12/26	REMOTE DEPOSIT	CR#26-205EA	28,537.50	-	-	-	-	-	28,537.50
1/12/26	REMOTE DEPOSIT-SUMMER	AP CK#80881	405,429.06	-	-	-	-	-	405,429.06
1/13/26	AVIS EXCESS RENT	CR#26-207EA	2,119.87	-	-	-	-	-	2,119.87
1/14/26	REMOTE DEPOSIT	CR#26-208EA	7,772.00	-	-	-	-	-	7,772.00
1/14/26	REMOTE DEPOSIT E/O	CR#26-188	6,014.50	-	-	-	-	-	6,014.50
1/14/26	FAA	CR#26-207EA	49,535.00	-	-	-	-	-	49,535.00
1/14/26	FREEMAN HOLDINGS	CR#26-207EA	59,986.48	-	-	-	-	-	59,986.48
1/14/26	EAN HOLDINGS	CR#26-207EA	20,858.75	-	-	-	-	-	20,858.75
1/14/26	AVIS CFC	CR#26-207EA	12,528.00	-	-	-	-	-	12,528.00
1/14/26	AMERICAN AIRLINES AOA BADGES	CR#26-207EA	180.00	-	-	-	-	-	180.00
1/14/26	BUDGET CFC	CR#26-207EA	9,576.00	-	-	-	-	-	9,576.00
1/14/26	WIRE FEE REIMB	BANK CORR	30.00	-	-	-	-	-	30.00
1/15/26	CLEARRENT LLC DEPOSITS	CR#26-210EA	720.00	-	-	-	-	-	720.00
1/16/26	GLOBAL CROSSING	CR#26-210EA	24,054.80	-	-	-	-	-	24,054.80
1/16/26	CLEARRENT LLC DEPOSITS	CR#26-210EA	60.00	-	-	-	-	-	60.00
1/16/26	CSI	CR#26-210EA	4,000.00	-	-	-	-	-	4,000.00
1/16/26	REMOTE DEPOSIT	CR#26-209EA	4,100.00	-	-	-	-	-	4,100.00
1/16/26	REMOTE DEPOSIT E/O	CR#26-189	6,967.50	-	-	-	-	-	6,967.50
1/20/26	CLEARRENT LLC DEPOSITS	CR#26-213EA	250.00	-	-	-	-	-	250.00
1/20/26	EEIDD RENT	CR#26-191	5,080.00	-	-	-	-	-	5,080.00
1/20/26	FREEMAN HOLDINGS	CR#26-213EA	46,229.14	-	-	-	-	-	46,229.14
1/16/26	TRANSFER FROM OAKWING	JE#26-256	1,981.57	-	-	-	-	-	1,981.57
1/20/26	REMOTE DEPOSIT E/O	CR#26-190	3,250.00	-	-	-	-	-	3,250.00
1/20/26	REMOTE DEPOSIT	CR#26-212EA	1,600.00	-	-	-	-	-	1,600.00
1/21/26	EAN HOLDINGS	CR#26-214EA	2,626.92	-	-	-	-	-	2,626.92
1/21/26	AMERICAN AIRLINES	CR#26-214EA	12,363.78	-	-	-	-	-	12,363.78
1/21/26	LA GOV	CR#26-214EA	66,390.00	-	-	-	-	-	66,390.00
1/21/26	PREMIUM OPERATING	JE#26-272	30,770.88	-	-	-	-	-	30,770.88
1/21/26	CLEARRENT LLC DEPOSITS	CR#26-192	1,235.11	-	-	-	-	-	1,235.11
1/22/26	POWERLINE RENTALS	CR#26-215EA	3,877.77	-	-	-	-	-	3,877.77
1/22/26	CLEARRENT LLC DEPOSITS	CR#26-215EA	1,040.00	-	-	-	-	-	1,040.00
1/22/26	REMOTE DEPOSIT E/O	CR#26-193	5,690.00	-	-	-	-	-	5,690.00
1/23/26	GLOBAL CROSSING	CR#26-219EA	758.50	-	-	-	-	-	758.50
1/23/26	CSI	CR#26-219EA	71,360.41	-	-	-	-	-	71,360.41
1/23/26	CLEARRENT LLC DEPOSITS	CR#26-219EA	120.00	-	-	-	-	-	120.00
1/23/26	SENATOR CASSIDY	CR#26-219EA	806.39	-	-	-	-	-	806.39
1/23/26	SENATOR KENNEDY	CR#26-219EA	321.93	-	-	-	-	-	321.93
1/23/26	DAEDALUS AVIATION	CR#26-219EA	7,854.19	-	-	-	-	-	7,854.19
1/23/26	REMOTE DEPOSIT	CR#26-217EA	945.50	-	-	-	-	-	945.50
1/23/26	REMOTE DEPOSIT E/O	CR#26-194	3,741.50	-	-	-	-	-	3,741.50
1/26/26	CLEARRENT LLC DEPOSITS	CR#26-219EA	60.00	-	-	-	-	-	60.00
1/26/26	POLK PROPERTY	CR#26-219EA	26,533.00	-	-	-	-	-	26,533.00
1/26/26	FAA	CR#26-219EA	82,840.00	-	-	-	-	-	82,840.00
1/26/26	FAA	CR#26-219EA	133,315.00	-	-	-	-	-	133,315.00
1/27/26	EAN HOLDINGS	CR#26-220EA	26,996.59	-	-	-	-	-	26,996.59
1/27/26	AVIS	CR#26-220EA	9,575.44	-	-	-	-	-	9,575.44
1/27/26	BUDGET	CR#26-220EA	9,017.01	-	-	-	-	-	9,017.01
1/27/26	REMOTE DEPOSIT E/O	CR#26-195	8,425.00	-	-	-	-	-	8,425.00
1/28/26	CLEARRENT LLC DEPOSITS	CR#26-223EA	250.00	-	-	-	-	-	250.00
1/28/26	REMOTE DEPOSIT	CR#26-222EA	1,181.14	-	-	-	-	-	1,181.14
1/28/26	REMOTE DEPOSIT E/O	CR#26-196	10,175.00	-	-	-	-	-	10,175.00
1/29/26	AVIS/BUDGET	CR#26-223EA	2,293.64	-	-	-	-	-	2,293.64
1/29/26	REMOTE DEPOSIT E/O	CR#26-198	1,105.00	-	-	-	-	-	1,105.00
1/29/26	REMOTE DEPOSIT E/O	CR#26-197	8,821.50	-	-	-	-	-	8,821.50

ENGLAND AUTHORITY  
MONTHLY CASH FLOWS  
FOR THE PERIOD ENDING JANUARY 31, 2026

BANK DATE	DESCRIPTION	POSTING #	OPERATING ACCOUNT	MONEY MARKET ACCOUNT	PAYROLL ACCOUNT	PFC ACCOUNT	OAKWING ACCOUNT	LAMP	TOTAL ACCOUNT
1/30/26	GEO GROUP	CR#26-225EA	6,230.14	-	-	-	-	-	6,230.14
1/30/26	CLEARRENT LLC DEPOSITS	CR#26-200	2,206.00	-	-	-	-	-	2,206.00
1/30/26	REMOTE DEPOSIT	CR#26-224EA	14,480.03	-	-	-	-	-	14,480.03
1/30/26	REMOTE DEPOSIT E/O	CR#26-199	5,170.00	-	-	-	-	-	5,170.00
1/30/26	TENANT DEPOSIT TRANSFERS	CK#082433-35	3,159.50	-	-	-	-	-	3,159.50
1/30/26	INTEREST - OPERATING	JE#26-258	25,906.06	-	-	-	-	-	25,906.06
1/9/26	CLECO - CK#82359	VOID	2,856.48	-	-	-	-	-	2,856.48
1/23/26	SCOTT GAMMEL - CK#82431	VOID	1,561.18	-	-	-	-	-	1,561.18
1/22/26	SCOTT GAMMEL - CK#82439	VOID	884.21	-	-	-	-	-	884.21
1/7/26	PAYROLL -	JE#26-259	-	-	107,596.50	-	-	-	107,596.50
1/7/26	PAYROLL FEE -	JE#26-260	-	-	1,049.18	-	-	-	1,049.18
1/21/26	PAYROLL - FEE	JE#26-263	-	-	108,021.66	-	-	-	108,021.66
1/21/26	PAYROLL -	JE#26-264	-	-	589.68	-	-	-	589.68
1/30/26	INTEREST - PAYROLL	JE#26-258	-	-	21.45	-	-	-	21.45
1/6/26	CHECK DEPOSIT	CR#26-198EA	-	-	-	4.39	-	-	4.39
1/7/26	CHECK DEPOSIT	CR#26-199EA	-	-	-	30,416.17	-	-	30,416.17
1/9/26	TRANSFER MONIES	JE#26-246	-	-	13.84	-	-	-	13.84
1/20/26	CHECK DEPOSIT	CR#26-211EA	-	-	-	60.80	-	-	60.80
1/28/26	CHECK DEPOSIT	CR#26-221EA	-	-	-	30.51	-	-	30.51
1/30/26	INTEREST	JE#26-258	-	-	-	719.10	-	-	719.10
01/01-01/31/26	OAKWING CASH RECEIPTS	JE#26-313	-	-	-	-	117,577.88	-	117,577.88

TOTAL RECEIPTS \$ 2,735,529.73 \$ 96.15 \$ 217,278.47 \$ 31,244.81 \$ 117,577.88 \$ 906.77 \$ 3,102,633.81

CASH DISBURSEMENTS:

PAYROLL									
<b>BOM</b>									
1/7/26	PAYROLL -	JE#26-259	(107,596.50)	-	-	-	-	-	(107,596.50)
1/7/26	PAYROLL FEE -	JE#26-260	(1,049.18)	-	-	-	-	-	(1,049.18)
1/21/26	PAYROLL -	JE#26-263	(108,021.66)	-	-	-	-	-	(108,021.66)
1/21/26	PAYROLL FEE -	JE#26-264	(589.68)	-	-	-	-	-	(589.68)
1/15/26	LEO PAYROLL - RCX	JE#26-271	(14,820.00)	-	-	-	-	-	(14,820.00)
1/29/26	LEO PAYROLL - RCX	JE#26-271	(13,580.00)	-	-	-	-	-	(13,580.00)
1/8/26	PAYROLL - RCX	JE#26-266	-	-	(89,209.15)	-	-	-	(89,209.15)
1/8/26	GARNISHMENT PAYMENT (TPS)	JE#26-266	-	-	(17,596.59)	-	-	-	(17,596.59)
1/8/26	PAYCHEX TAX PAYMENT -CGS	JE#26-266	-	-	(790.76)	-	-	-	(790.76)
1/8/26	PAYROLL FEE -EIB	JE#26-260	-	-	(1,049.18)	-	-	-	(1,049.18)
1/22/26	PAYROLL - RCX	JE#26-266	-	-	(89,965.94)	-	-	-	(89,965.94)
1/22/26	GARNISHMENT PAYMENT (TPS)	JE#26-266	-	-	(17,264.96)	-	-	-	(17,264.96)
1/22/26	PAYCHEX TAX PAYMENT - CGS	JE#26-266	-	-	(790.76)	-	-	-	(790.76)
1/23/26	PAYROLL FEE -EIB	JE#26-260	-	-	(589.68)	-	-	-	(589.68)
<b>AP CHECK RUN</b>									
<b>REGIONS</b>									
1/9/26		80880-80881	(405,442.90)	-	-	-	-	-	(405,442.90)
1/30/26		80882	(500.00)	-	-	-	-	-	(500.00)
<b>BOM</b>									
1/9/26		82279-82358	(1,600,305.78)	-	-	-	-	-	(1,600,305.78)
1/9/26		82359	(2,856.48)	-	-	-	-	-	(2,856.48)
1/9/26		82360	(2,856.48)	-	-	-	-	-	(2,856.48)
1/16/26		82361-82405	(310,394.63)	-	-	-	-	-	(310,394.63)
1/23/26		82406-82438	(328,417.30)	-	-	-	-	-	(328,417.30)
1/22/26		82439	(884.21)	-	-	-	-	-	(884.21)
1/22/26		82440	(312.00)	-	-	-	-	-	(312.00)
1/30/26		82441-82493	(397,976.25)	-	-	-	-	-	(397,976.25)
<b>LEFT PAYMENTS</b>									
<b>REGIONS</b>									
1/12/26	TRANSFER OF FUNDS-SUMMER	JE#26-245	(96.15)	-	-	-	-	-	(96.15)
1/2/26	PAYCHEX FEE CHILD ACCT-EIB	JE#26-248	(435.20)	-	-	-	-	-	(435.20)
1/20/26	PAYCHEX FEE TIME CLOCK LEASE- HRS - OAB	JE#26-249	(150.00)	-	-	-	-	-	(150.00)
1/2/26	BANK CHARGES-VISA/MASTER CARD/DISCOVER	JE#26-244	(40.00)	-	-	-	-	-	(40.00)
1/9/26	BANK SERVICE CHARGES - ANALYSIS	JE#26-244	(457.79)	-	-	-	-	-	(457.79)
1/9/26	BANK SERVICE CHARGES - ANALYSIS	JE#26-244	(36.00)	-	-	-	-	-	(36.00)
1/7/26	WITHDRAWAL/TXFR REGIONS PFC SUMMER	JE#26-246	-	-	-	(13.84)	-	-	(13.84)
1/9/26	ANALYSIS CHARGE	JE#26-245	-	-	(96.15)	-	-	-	(96.15)
1/31/26	ACCOUNT TRANSFER	JE#26-247	-	(6,543.15)	-	-	-	-	(6,543.15)
<b>BOM</b>									
1/6/26	DEADALUS WIRE FEE	BOM-REVERSAL	(10.00)	-	-	-	-	-	(10.00)
1/7/26	UCORE WIRE FEE	BOM-REVERSAL	(10.00)	-	-	-	-	-	(10.00)
1/5/26	UCORE WIRE FEE	BOM-REVERSAL	(10.00)	-	-	-	-	-	(10.00)
1/31/26	CREDIT CARD FEE CORRECTION	JE#26-274	(0.04)	-	-	-	-	-	(0.04)
1/20/26	NSF CHECK-TOKYRIE GRIFFEN	NSF	(1,000.00)	-	-	-	-	-	(1,000.00)
1/8/26	NSF CHECK-JOSH GALLAD	NSF	(1,415.00)	-	-	-	-	-	(1,415.00)
1/8/26	NSF CHECK-BILLIE SHERWOOD	NSF	(1,300.00)	-	-	-	-	-	(1,300.00)
1/16/26	EMPOWER RETIREMENT	CK#13	(12,575.57)	-	-	-	-	-	(12,575.57)
1/16/26	EMPOWER RETIREMENT	CK#13	(961.93)	-	-	-	-	-	(961.93)
1/15/26	NATIONWIDE	CK#14	(296.19)	-	-	-	-	-	(296.19)
1/12/26	AFLAC	CK#10	(241.94)	-	-	-	-	-	(241.94)
1/14/26	GUARDIAN	CK#9	(5,007.73)	-	-	-	-	-	(5,007.73)
1/14/26	SHERWEB	CK#8	(1,152.01)	-	-	-	-	-	(1,152.01)
1/23/26	TSC	CK#15	(1,000.00)	-	-	-	-	-	(1,000.00)
1/16/26	PAYCHEX FEE CHILD ACCT-EIB	JE#26-261	(942.70)	-	-	-	-	-	(942.70)
1/30/26	PAYCHEX FEE CHILD ACCT-EIB	JE#26-265	(444.55)	-	-	-	-	-	(444.55)
1/2/26	BANK CHARGES-VISA/MASTER CARD/DISCOVER	JE#26-251	(1,964.05)	-	-	-	-	-	(1,964.05)
1/13/26	BLUE CROSS BLUE SHIELD HEALTH INS	CK#11	(66,578.75)	-	-	-	-	-	(66,578.75)
1/16/26	ENTERPRISE	CK#12	(25,149.67)	-	-	-	-	-	(25,149.67)
1/8/26	TRANSFER - BOM PFC SUMMER	JE#26-255	-	-	-	(100.18)	-	-	(100.18)
01/01-01/31/26	OAKWING DISBURSEMENTS	JE#26-313	-	-	-	-	(64,564.51)	-	(64,564.51)
<b>OTHER</b>									

TOTAL DISBURSEMENTS \$ (3,416,878.32) \$ (6,639.30) \$ (217,257.02) \$ (114.02) \$ (64,564.51) \$ - \$ (3,705,453.17)

BALANCE @ JANUARY 31, 2026 \$7,950,536.89 \$ 0.00 \$ 33.38 \$ 251,591.83 \$ 54,063.21 \$ 281,415.99 \$ 8,537,641.30



Summary Statement

January 31, 2026

Page 1 of 3

Investor ID: LA-01-0126

0000094-0000536 PDF 895132

**England Economic & Industrial  
Development District  
1611 Arnold Dr  
Alexandria, LA 71303-5636**

**LAMP**

**LAMP**

Average Monthly Yield: 3.8004%

		Beginning Balance	Contributions	Withdrawals	Income Earned	Income Earned YTD	Average Daily Balance	Month End Balance
LA-01-0126-6182	ENGLAND AUTHORITY	280,509.22	0.00	0.00	906.77	906.77	280,994.44	281,415.99
<b>TOTAL</b>		<b>280,509.22</b>	<b>0.00</b>	<b>0.00</b>	<b>906.77</b>	<b>906.77</b>	<b>280,994.44</b>	<b>281,415.99</b>

# Profit and Loss

## OakWing Holding Company, LLC

January 1-31, 2026

DISTRIBUTION ACCOUNT	TOTAL
<b>Income</b>	
3000 Course Services Income	
3001 Course Services Income - Green Fees	29,787.41
3100 Course Services Income - Other	
3090 Member Cart Fee	10,800.00
3110 Membership Dues	31,137.88
3115 Cart Fees	273.67
3120 Driving Range Revenue	635.70
3140 Golf Club Rental	529.06
3195 Miscellaneous Course Rev	3,488.43
<b>Total for 3100 Course Services Income - Other</b>	<b>\$46,864.74</b>
<b>Total for 3000 Course Services Income</b>	<b>\$76,652.15</b>
5000 Golf Shop Merchandise Income	
5001 Merchandise Sales - Softgoods	1,594.45
5010 Merchandise Sales - Hardgoods	8,626.29
<b>Total for 5000 Golf Shop Merchandise Income</b>	<b>\$10,220.74</b>
Food & Beverage Income	
4000 Food & Beverage Income - Dining	
4001 Dining Room - Food	6,287.65
4010 Dining Room - Beverage	912.24
4020 Dining Room - Beer	2,349.03
4025 Dining Room - Liquor	3,582.72
4026 Dining Room - Wine	288.20
<b>Total for 4000 Food &amp; Beverage Income - Dining</b>	<b>\$13,419.84</b>
Food & Beverage Income - Banquet	
4030 Banquet - Food	6,271.80
4195 Space Rental	2,902.44
<b>Total for Food &amp; Beverage Income - Banquet</b>	<b>\$9,174.24</b>
<b>Total for Food &amp; Beverage Income</b>	<b>\$22,594.08</b>
<b>Total for Income</b>	<b>\$109,466.97</b>
<b>Cost of Goods Sold</b>	
4198 Food & Beverage - COGS	
4200 Food Cost	-766.32
4210 Beverage Cost	1,656.51
4220 Beer Cost	686.51
4230 Liquor Cost	-781.11
4240 Wine Cost	-83.55
<b>Total for 4198 Food &amp; Beverage - COGS</b>	<b>\$712.04</b>

# Profit and Loss

## OakWing Holding Company, LLC

January 1-31, 2026

DISTRIBUTION ACCOUNT	TOTAL
5199 Merchandise - COGS	
5210 Hardgoods Cost	22,580.64
<b>Total for 5199 Merchandise - COGS</b>	<b>\$22,580.64</b>
<b>Total for Cost of Goods Sold</b>	<b>\$23,292.68</b>
<b>Gross Profit</b>	<b>\$86,174.29</b>
<b>Expenses</b>	
Course Services Expenses	
3400 Course Services - Operating Expenses	
3481 Range Balls and Mats	4,893.75
<b>Total for 3400 Course Services - Operating Expenses</b>	<b>\$4,893.75</b>
<b>Total for Course Services Expenses</b>	<b>\$4,893.75</b>
General & Administrative Expenses	
7300 General & Administrative - Payroll	45,569.06
7400 General & Administrative - Operating Expenses	
7401 Advertising	930.19
7435 Credit Card Discount	4,960.95
7530 Management Fees	6,000.00
7540 Accounting Fees	1,500.00
7550 Hardware and Softwar	62.39
7555 Internet Expense	557.69
7570 Electricity	493.93
7630 Business Licenses	545.45
<b>Total for 7400 General &amp; Administrative - Operating Expenses</b>	<b>\$15,050.60</b>
<b>Total for General &amp; Administrative Expenses</b>	<b>\$60,619.66</b>
Golf Course Maintenance Expenses	
6400 Golf Course Maintenance - Operating Expenses	
6505 Equipment Lease	10,556.41
<b>Total for 6400 Golf Course Maintenance - Operating Expenses</b>	<b>\$10,556.41</b>
<b>Total for Golf Course Maintenance Expenses</b>	<b>\$10,556.41</b>
<b>Total for Expenses</b>	<b>\$76,069.82</b>
<b>Net Operating Income</b>	<b>\$10,104.47</b>
<b>Other Income</b>	
7930 Interest Income	159.98
<b>Total for Other Income</b>	<b>\$159.98</b>
<b>Other Expenses</b>	
Reconciliation Discrepancies	-26,588.11
<b>Total for Other Expenses</b>	<b>-\$26,588.11</b>
<b>Net Other Income</b>	<b>\$26,748.09</b>
<b>Net Income</b>	<b>\$36,852.56</b>



**ENGLAND ECONOMIC & INDUSTRIAL DEVELOPMENT DISTRICT  
(ENGLAND AIRPARK)**

**FINANCIAL PACKAGE  
FEBRUARY 28, 2026**

## TABLE OF CONTENTS

<b>GENERAL FUND</b> .....	<b>3</b>
FINANCIAL SNAPSHOT .....	4
STATEMENT OF REVENUES AND EXPENSES - SUMMARY .....	5
NET OPERATING INCOME 12 MONTH ANALYSIS .....	6
REVENUE COMPARISONS – BUDGET VS ACTUAL GRAPHS-MTD .....	7
REVENUE COMPARISONS – BUDGET VS ACTUAL GRAPHS-YTD .....	8
REVENUE COMPARISONS – COMMUNITY BUDGET VS ACTUAL GRAPHS-MTD .....	9
REVENUE COMPARISONS – COMMUNITY BUDGET VS ACTUAL GRAPHS-YTD .....	10
EXPENSE COMPARISONS – BUDGET VS ACTUAL GRAPHS-MTD .....	11
EXPENSE COMPARISONS – BUDGET VS ACTUAL GRAPHS-YTD .....	12
EXPENSE COMPARISONS – COMMUNITY BUDGET VS ACTUAL GRAPHS-MTD .....	13
EXPENSE COMPARISONS – COMMUNITY BUDGET VS ACTUAL GRAPHS-YTD .....	14
STATEMENT OF REVENUES AND EXPENSES – DETAIL .....	15
 <b>CAPITAL FUND</b> .....	 <b>20</b>
STATEMENT OF REVENUES AND EXPENSES .....	21
CAPITAL PROJECT ANALYSIS .....	22
 <b>SUPPLEMENTAL REPORTING</b> .....	 <b>26</b>
PERSONNEL COMPENSATION DETAIL .....	27
CASH SUMMARY REPORT .....	30
MONTHLY CASH FLOWS SCHEDULE .....	31
LOUISIANA ASSET MANAGEMENT POOL, INC. STATEMENT .....	33
OAKWING GOLF CLUB – INCOME STATEMENT .....	34



# GENERAL FUND



**PER DIVISION - FISCAL YEAR TO DATE**

	ADMIN	AIRPORT	AIRPARK	MILITARY	COMMUNITY	TOTAL
<b>NET INCOME YTD</b>						
REVENUES	-10.52	4,222,860.94	4,434,630.18	1,548,669.35	1,265,819.27	11,471,969.22
EXPENDITURES	1,837,820.03	3,232,610.07	3,156,330.61	41,319.21	1,444,694.78	9,712,774.70
<b>NET INCOME</b>	<b>-1,837,830.55</b>	<b>990,250.87</b>	<b>1,278,299.57</b>	<b>1,507,350.14</b>	<b>-178,875.51</b>	<b>1,759,194.52</b>
<b>BUDGETED NET INCOME</b>	<b>-1,931,401.00</b>	<b>575,351.00</b>	<b>1,059,252.00</b>	<b>1,488,126.00</b>	<b>-217,044.00</b>	<b>974,284.00</b>
<b>NET INCOME VARIANCE</b>	<b>93,570.45</b>	<b>414,899.87</b>	<b>219,047.57</b>	<b>19,224.14</b>	<b>38,168.49</b>	<b>784,910.52</b>
<b>REVENUES - BUDGET VS. ACTUAL YTD</b>						
BUDGETED REVENUES	0.00	4,187,786.00	4,461,412.00	1,547,614.00	1,213,863.00	11,410,675.00
ACTUAL REVENUES	-10.52	4,222,860.94	4,434,630.18	1,548,669.35	1,265,819.27	11,471,969.22
<b>VARIANCE</b>	<b>-10.52</b>	<b>35,074.94</b>	<b>-26,781.82</b>	<b>1,055.35</b>	<b>51,956.27</b>	<b>61,294.22</b>
<b>EXPENDITURES - BUDGET VS. ACTUAL YTD</b>						
BUDGETED EXPENDITURES	1,931,401.00	3,612,435.00	3,402,160.00	59,488.00	1,430,907.00	10,436,391.00
ACTUAL EXPENDITURES	1,837,820.03	3,232,610.07	3,156,330.61	41,319.21	1,444,694.78	9,712,774.70
<b>VARIANCE</b>	<b>-93,580.97</b>	<b>-379,824.93</b>	<b>-245,829.39</b>	<b>-18,168.79</b>	<b>13,787.78</b>	<b>-723,616.30</b>

**SPECIAL INTEREST DEPARTMENTS - FISCAL YEAR TO DATE**

	OAKWING
<b>NET INCOME YTD</b>	
REVENUES	1,201,244.27
EXPENDITURES	1,372,621.78
NET INCOME	-171,377.51
BUDGETED NET INCOME	-209,433.00
<b>NET INCOME VARIANCE</b>	<b>38,055.49</b>
<b>REVENUES - BUDGET VS. ACTUAL YTD</b>	
BUDGETED REVENUES	1,142,938.00
ACTUAL REVENUES	1,201,244.27
<b>VARIANCE</b>	<b>58,306.27</b>
<b>EXPENDITURES - BUDGET VS. ACTUAL YTD</b>	
BUDGETED EXPENDITURES	1,352,371.00
ACTUAL EXPENDITURES	1,372,621.78
<b>VARIANCE</b>	<b>20,250.78</b>

	ENGLAND OAKS	ENGLAND VILLAGE	ENGLAND ESTATES
<b>NET INCOME YTD</b>			
REVENUES	1,832,643.73	183,184.87	884,477.63
EXPENDITURES	931,306.20	117,859.46	240,334.90
NET INCOME	901,337.53	65,325.41	644,142.73
BUDGETED NET INCOME	741,456.00	58,638.00	657,430.00
<b>NET INCOME VARIANCE</b>	<b>159,881.53</b>	<b>6,687.41</b>	<b>-13,287.27</b>
<b>REVENUES - BUDGET VS. ACTUAL YTD</b>			
BUDGETED REVENUES	1,836,864.00	184,614.00	904,972.00
ACTUAL REVENUES	1,832,643.73	183,184.87	884,477.63
<b>VARIANCE</b>	<b>-4,220.27</b>	<b>-1,429.13</b>	<b>-20,494.37</b>
<b>EXPENDITURES - BUDGET VS. ACTUAL YTD</b>			
BUDGETED EXPENDITURES	1,095,408.00	125,976.00	247,542.00
ACTUAL EXPENDITURES	931,306.20	117,859.46	240,334.90
<b>VARIANCE</b>	<b>-164,101.80</b>	<b>-8,116.54</b>	<b>-7,207.10</b>

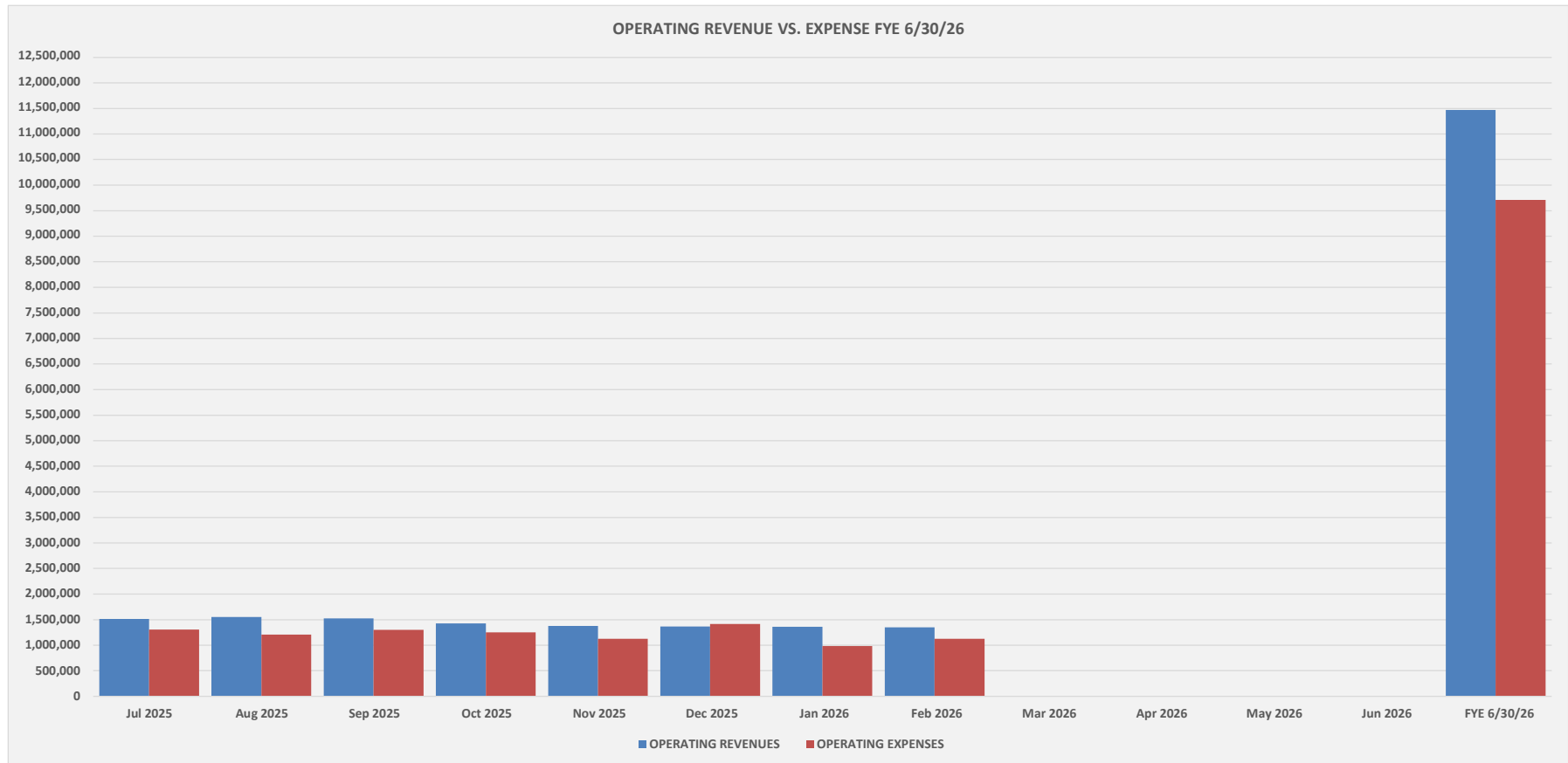
**ENGLAND ECONOMIC AND INDUSTRIAL DEVELOPMENT DISTRICT**  
 Summary Statement of Revenues and Expenses  
 For the Period and Eight Months Ended February 28, 2026  
**GENERAL OPERATIONS FUND**



	PTD Actual	PTD Budget	Variance	% Var	YTD Actual	YTD Budget	Variance	% Var	Annual	% of Year Elapsed
										66.7%
<b>REVENUES</b>										
<b>AERONAUTICAL REVENUE</b>										
PASSENGER AIRPORT REVENUE	227,353.11	215,568.00	11,785.11	5.47	1,830,400.86	1,781,321.00	49,079.86	2.76	2,643,682.00	69.24%
NON-PASSENGER AIRPORT REVENUE	100,358.74	102,900.00	-2,541.26	-2.47	960,717.28	944,833.00	15,884.28	1.68	1,370,495.00	70.10%
<b>AERONAUTICAL REVENUE TOTAL</b>	<b>327,711.85</b>	<b>318,468.00</b>	<b>9,243.85</b>	<b>2.90</b>	<b>2,791,118.14</b>	<b>2,726,154.00</b>	<b>64,964.14</b>	<b>2.38</b>	<b>4,014,177.00</b>	<b>69.53%</b>
<b>NON-AERONAUTICAL REVENUE</b>										
LAND & BUILDING LEASES	745,501.37	754,014.00	-8,512.63	-1.13	6,125,878.34	6,154,092.00	-28,213.66	-0.46	9,363,351.00	65.42%
COMMUNITY CENTER	2,650.00	6,250.00	-3,600.00	-57.60	64,575.00	70,925.00	-6,350.00	-8.95	96,725.00	66.76%
OAKWING GOLF COURSE	139,336.36	112,450.00	26,886.36	23.91	1,201,244.27	1,142,938.00	58,306.27	5.10	1,847,638.00	65.02%
TERMINAL	66,891.76	81,759.00	-14,867.24	-18.18	662,623.36	654,072.00	8,551.36	1.31	981,102.00	67.54%
RENTAL CARS	8,041.78	8,988.00	-946.22	-10.53	51,545.89	71,904.00	-20,358.11	-28.31	107,858.00	47.79%
PARKING LOT	60,194.00	72,000.00	-11,806.00	-16.40	564,640.25	585,926.00	-21,285.75	-3.63	880,000.00	64.16%
OTHER	594.95	583.00	11.95	2.05	10,343.97	4,664.00	5,679.97	121.78	7,000.00	147.77%
<b>NON-AERONAUTICAL REVENUE TOTAL</b>	<b>1,023,210.22</b>	<b>1,036,044.00</b>	<b>-12,833.78</b>	<b>-1.24</b>	<b>8,680,851.08</b>	<b>8,684,521.00</b>	<b>-3,669.92</b>	<b>-0.04</b>	<b>13,283,674.00</b>	<b>65.35%</b>
<b>REVENUES TOTAL</b>	<b>1,350,922.07</b>	<b>1,354,512.00</b>	<b>-3,589.93</b>	<b>-0.26</b>	<b>11,471,969.22</b>	<b>11,410,675.00</b>	<b>61,294.22</b>	<b>0.54</b>	<b>17,297,851.00</b>	<b>66.32%</b>
<b>OPERATING EXPENSES</b>										
PERSONNEL COMPENSATION & BENEFITS	317,818.06	343,434.00	25,615.94	7.46	2,738,607.39	2,822,443.00	83,835.61	2.97	4,236,749.00	64.64%
OTHER GENERAL & ADMINISTRATIVE	82,171.03	95,118.00	12,946.97	13.61	726,569.66	780,849.00	54,279.34	6.95	1,178,938.00	61.63%
UTILITIES	101,266.38	97,565.00	-3,701.38	-3.79	766,084.15	782,962.00	16,877.85	2.16	1,173,232.00	65.30%
SUPPLIES & MATERIALS	45,096.24	64,272.00	19,175.76	29.84	473,923.74	586,285.00	112,361.26	19.16	843,785.00	56.17%
CONTRACT SERVICES	298,475.14	341,634.50	43,159.36	12.63	2,419,333.58	2,590,056.00	170,722.42	6.59	3,855,349.00	62.75%
REPAIRS & MAINTENANCE	124,478.26	196,185.00	71,706.74	36.55	1,215,634.40	1,521,425.00	305,790.60	20.10	2,263,425.00	53.71%
OAKWING GOLF CLUB OPERATIONS	155,536.63	157,704.00	2,167.37	1.37	1,372,621.78	1,352,371.00	-20,250.78	-1.50	2,091,363.00	65.63%
<b>TOTAL OPERATING EXPENSES</b>	<b>1,124,841.74</b>	<b>1,295,912.50</b>	<b>171,070.76</b>	<b>13.20</b>	<b>9,712,774.70</b>	<b>10,436,391.00</b>	<b>723,616.30</b>	<b>6.93</b>	<b>15,642,841.00</b>	<b>62.09%</b>
<b>NET OPERATING INCOME (LOSS)</b>	<b>226,080.33</b>	<b>58,599.50</b>	<b>167,480.83</b>	<b>285.81</b>	<b>1,759,194.52</b>	<b>974,284.00</b>	<b>784,910.52</b>	<b>80.56</b>	<b>1,655,010.00</b>	<b>106.30%</b>
<b>OTHER OPERATIONS REVENUE/(EXPENSES)</b>	<b>-134,125.06</b>	<b>-243,274.67</b>	<b>109,149.61</b>	<b>44.87</b>	<b>-1,819,779.63</b>	<b>-2,578,614.36</b>	<b>758,834.73</b>	<b>29.43</b>	<b>-1,794,010.00</b>	<b>101.44%</b>
<b>NON-OPERATING REVENUES / (EXPENSES)</b>	<b>24,384.15</b>	<b>11,583.00</b>	<b>12,801.15</b>	<b>110.52</b>	<b>170,859.50</b>	<b>92,664.00</b>	<b>78,195.50</b>	<b>84.39</b>	<b>139,000.00</b>	<b>122.92%</b>
<b>EXCESS/(DEFICIENCY)</b>	<b>116,339.42</b>	<b>-173,092.17</b>	<b>289,431.59</b>	<b>167.21</b>	<b>110,274.39</b>	<b>-1,511,666.36</b>	<b>1,621,940.75</b>	<b>107.29</b>	<b>0.00</b>	<b>N/A</b>

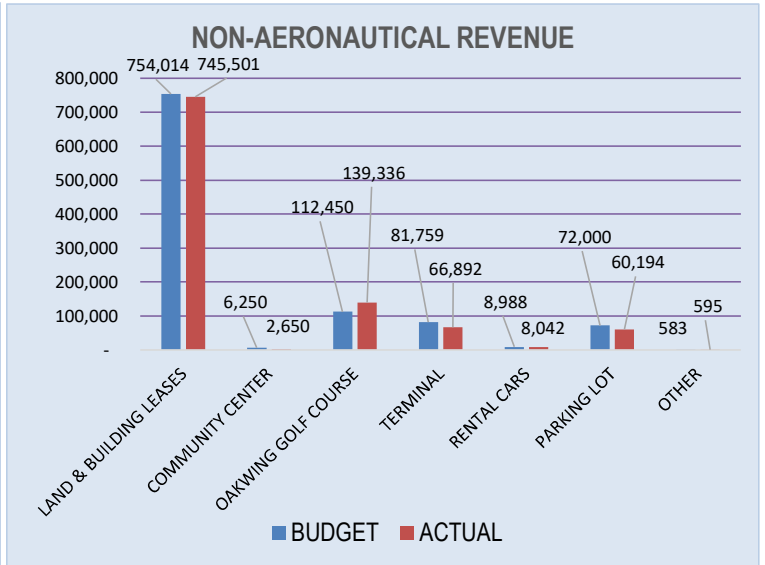
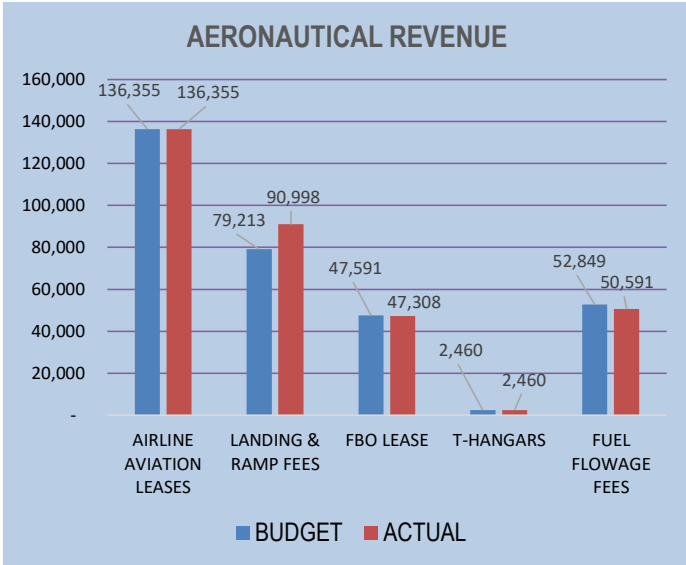
## GENERAL FUND - 12 MONTH ANALYSIS

	Jul 2025	Aug 2025	Sep 2025	Oct 2025	Nov 2025	Dec 2025	Jan 2026	Feb 2026	Mar 2026	Apr 2026	May 2026	Jun 2026	FYE 6/30/26
<b>OPERATING REVENUES</b>	1,511,858	1,553,498	1,524,460	1,427,571	1,373,950	1,368,253	1,361,457	1,350,922					11,471,969
<b>OPERATING EXPENSES</b>	1,306,966	1,208,101	1,300,008	1,250,046	1,125,367	1,412,252	985,193	1,124,842					9,712,775
<b>NET OPERATING INCOME</b>	204,892	345,398	224,452	177,525	248,582	-43,999	376,264	226,080	0	0	0	0	1,759,195

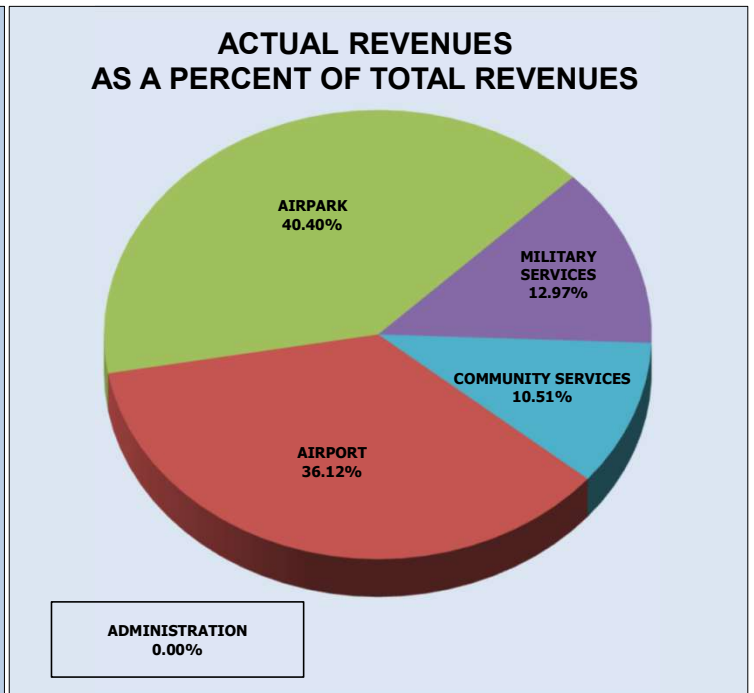
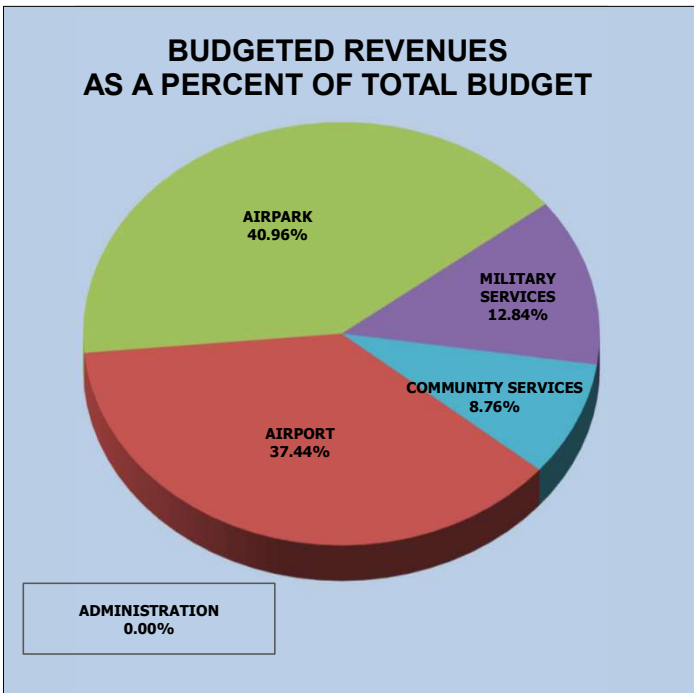


**ENGLAND ECONOMIC AND INDUSTRIAL DEVELOPMENT DISTRICT**  
 Revenue Comparisons - Budget vs Actual  
 For the Month ended February 28, 2026

**REVENUE CATEGORIES**

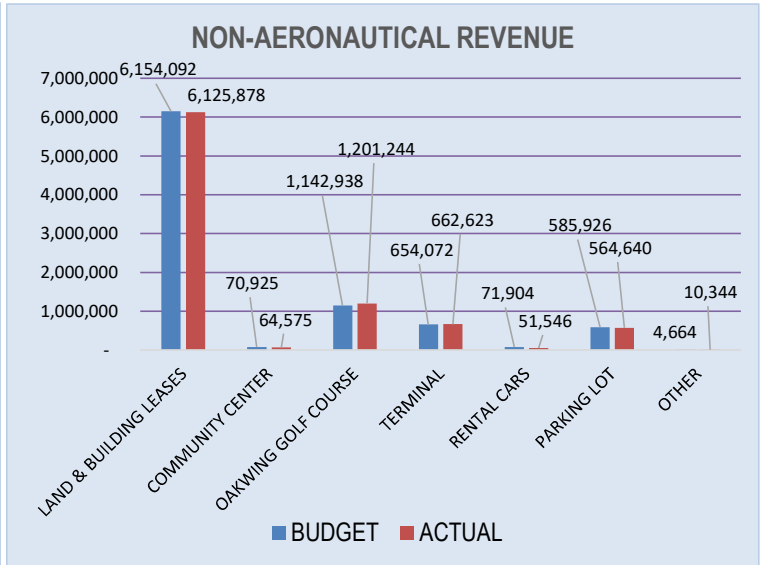
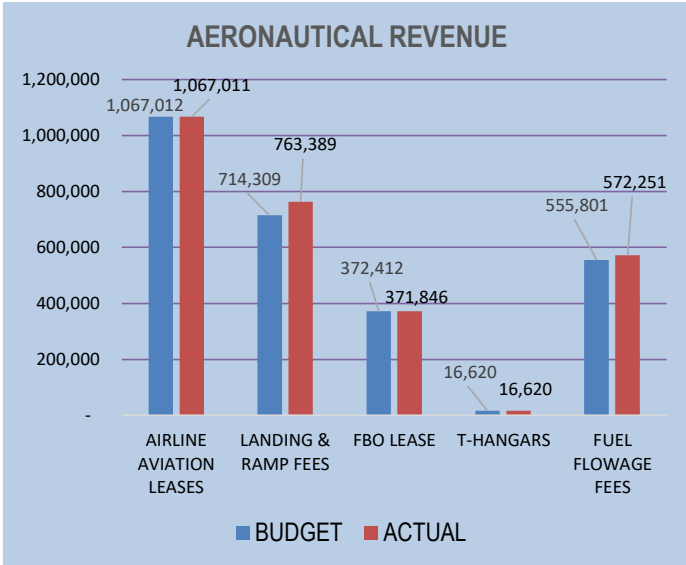


**REVENUES BY DIVISION**

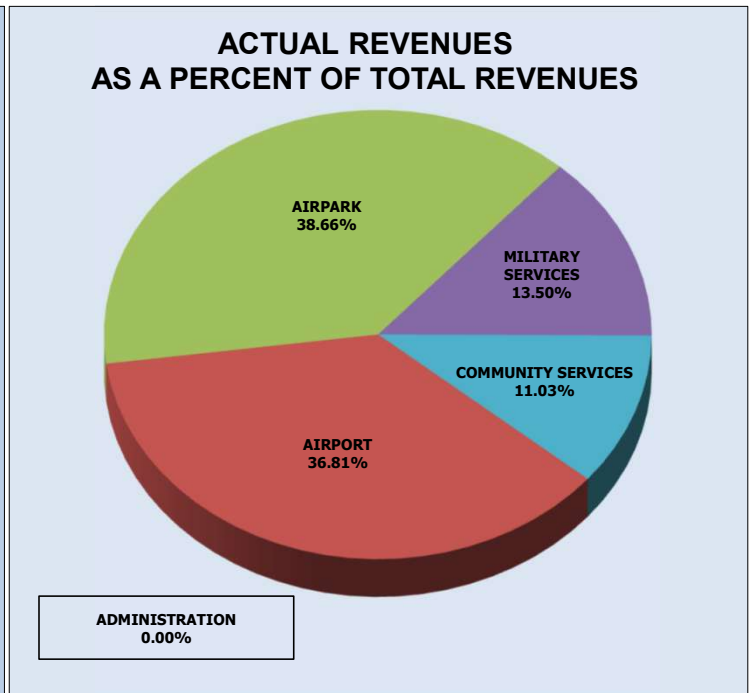
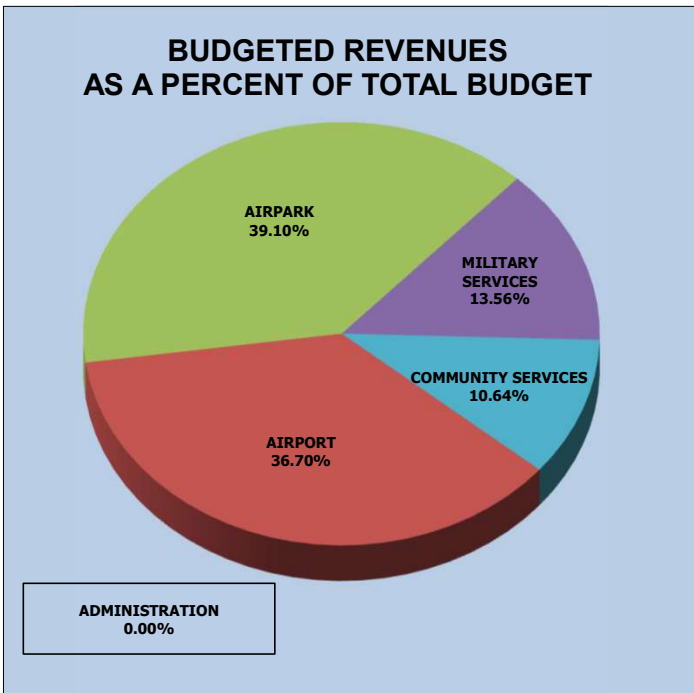


**ENGLAND ECONOMIC AND INDUSTRIAL DEVELOPMENT DISTRICT**  
 Revenue Comparisons - Budget vs Actual  
 For Eight Months Ended February 28, 2026

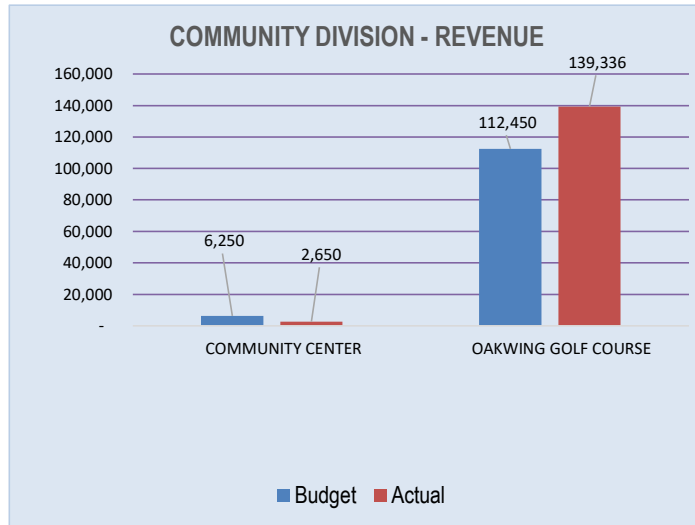
**REVENUE CATEGORIES**



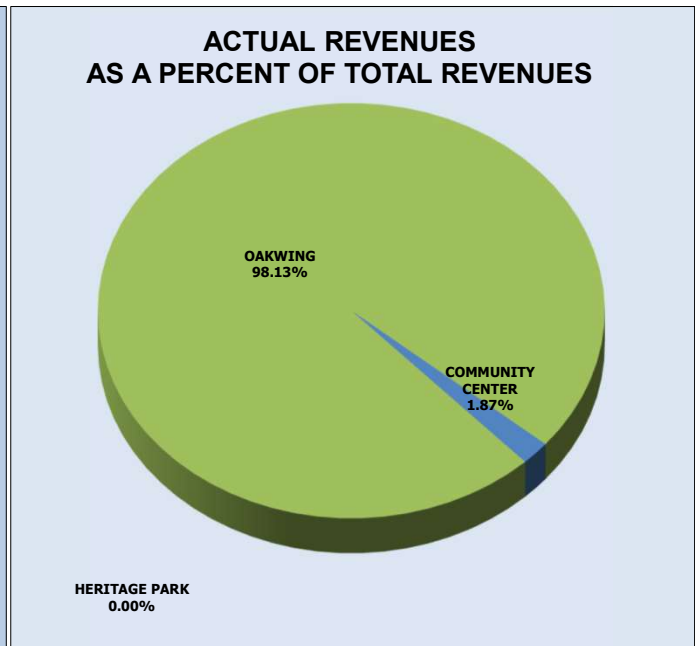
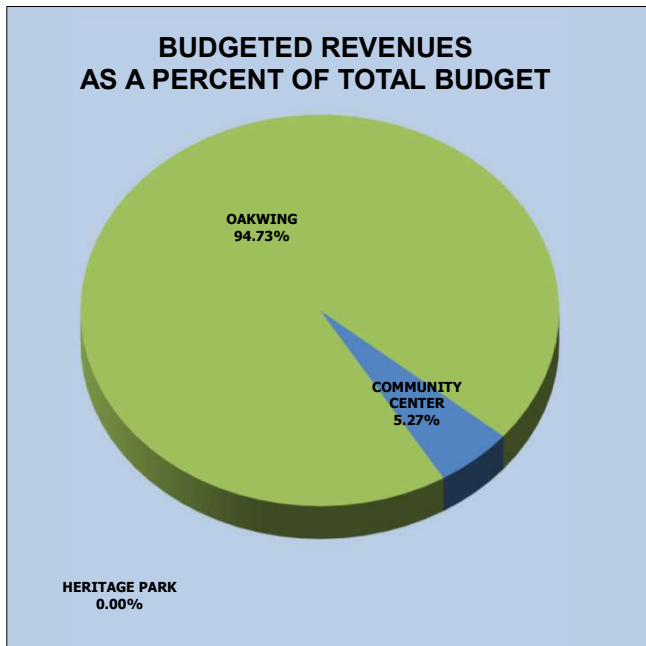
**REVENUES BY DIVISION**



**ENGLAND ECONOMIC AND INDUSTRIAL DEVELOPMENT DISTRICT**  
 Revenue Comparisons - Budget vs Actual  
 For the Month ended February 28, 2026

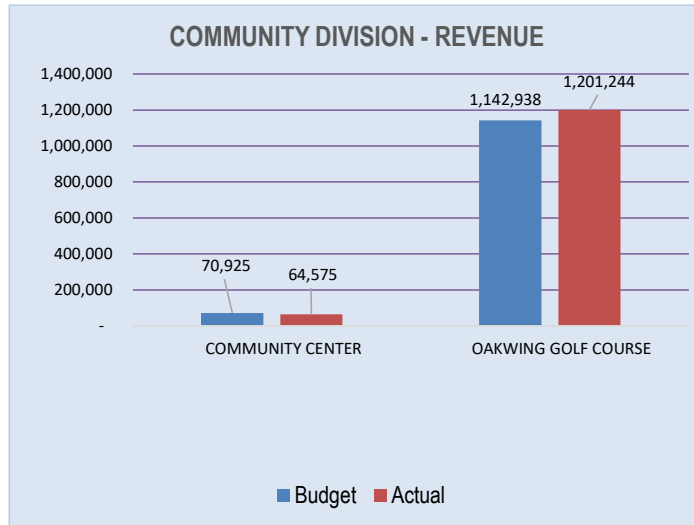


**COMMUNITY - REVENUES BY DEPARTMENT**

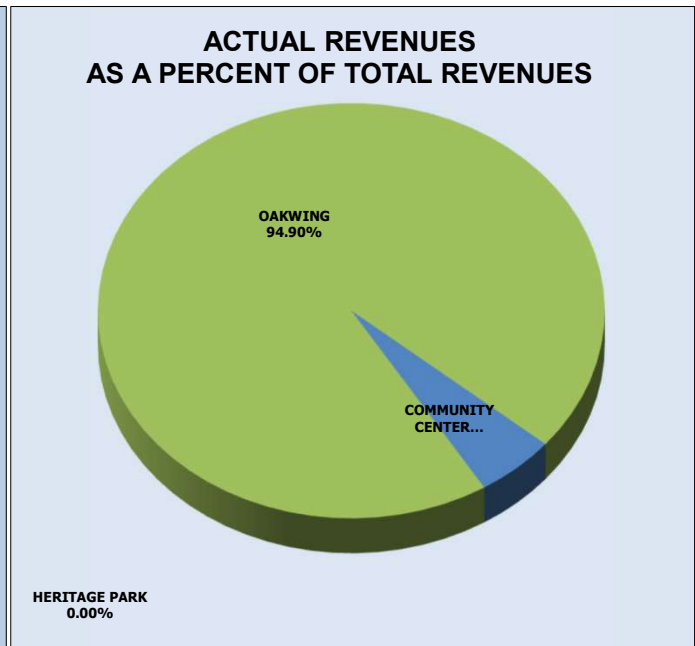
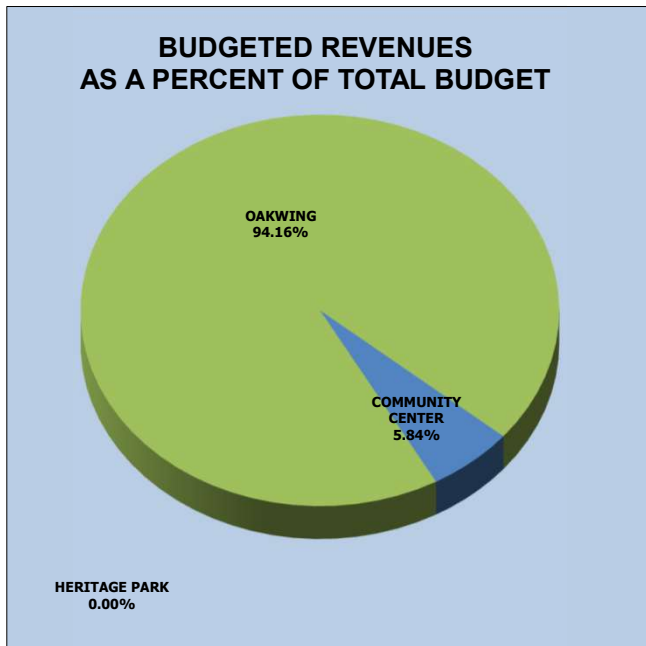


**ENGLAND ECONOMIC AND INDUSTRIAL DEVELOPMENT DISTRICT**

Revenue Comparisons - Budget vs Actual  
For Eight Months Ended February 28, 2026

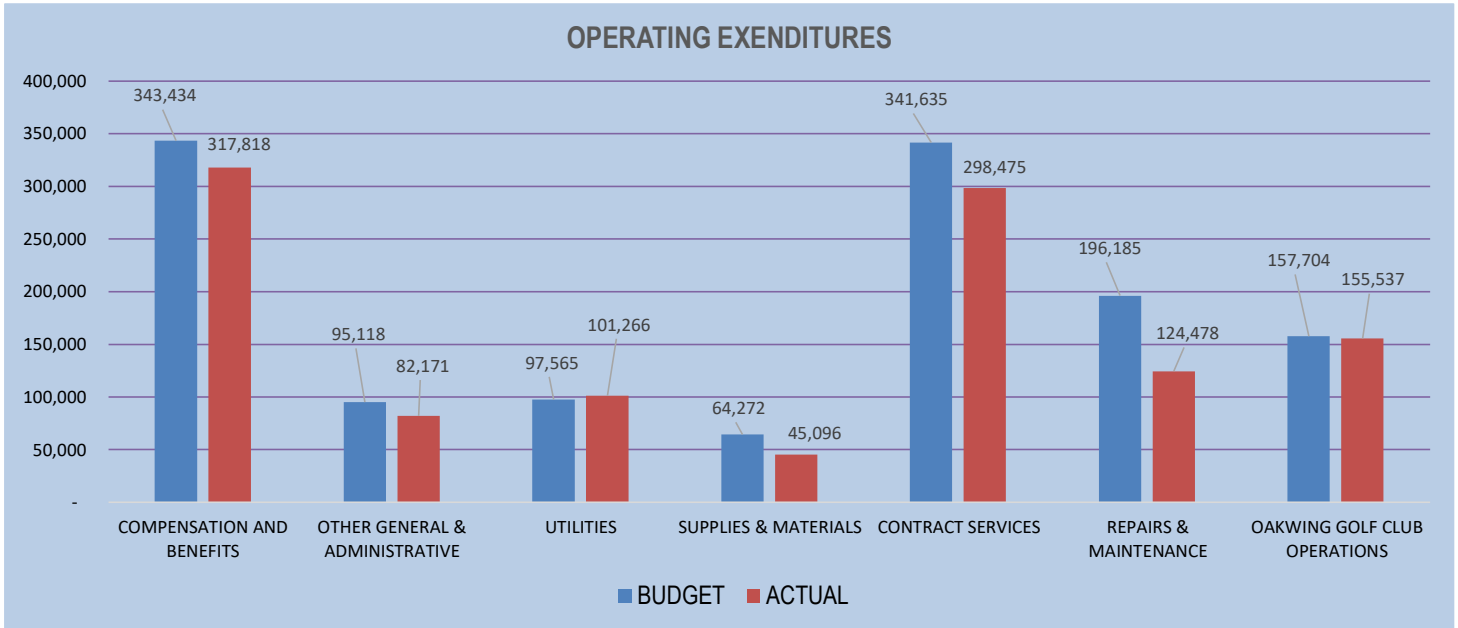


**COMMUNITY - REVENUES BY DEPARTMENT**

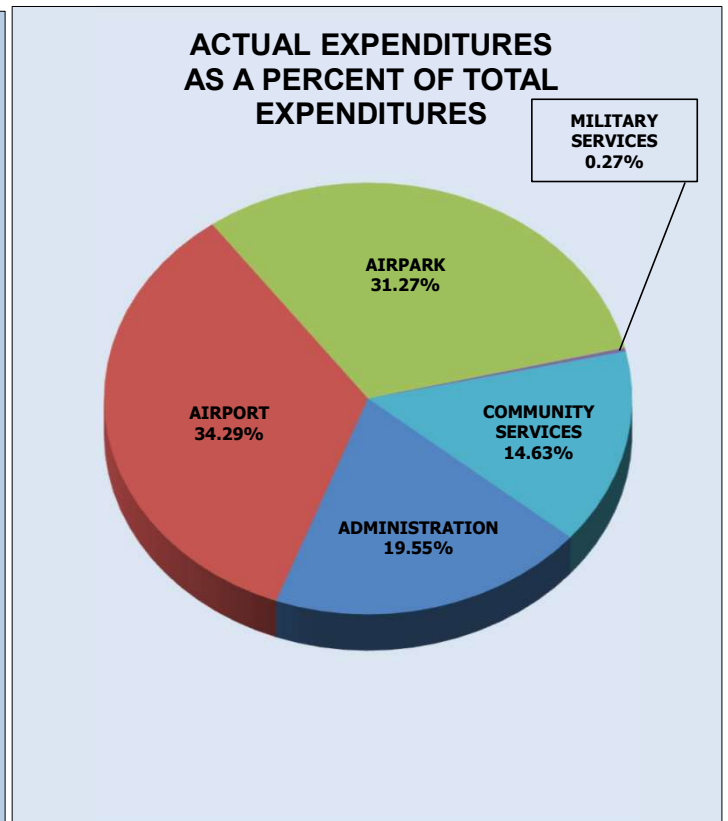
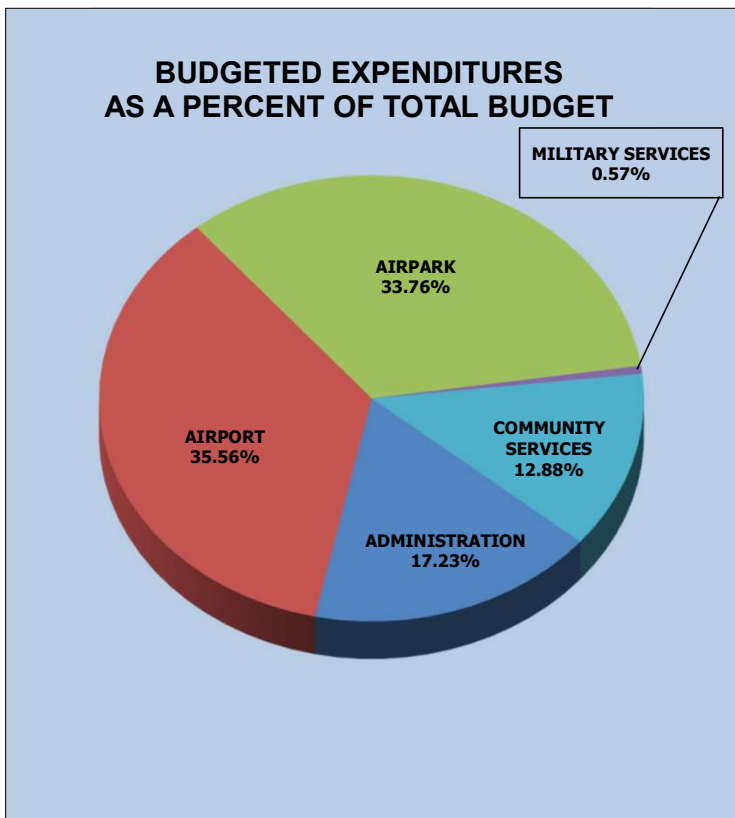


**ENGLAND ECONOMIC AND INDUSTRIAL DEVELOPMENT DISTRICT**  
 Expenditure Comparisons - Budget vs Actual  
 For the Month ended February 28, 2026

**EXPENDITURE CATEGORIES**

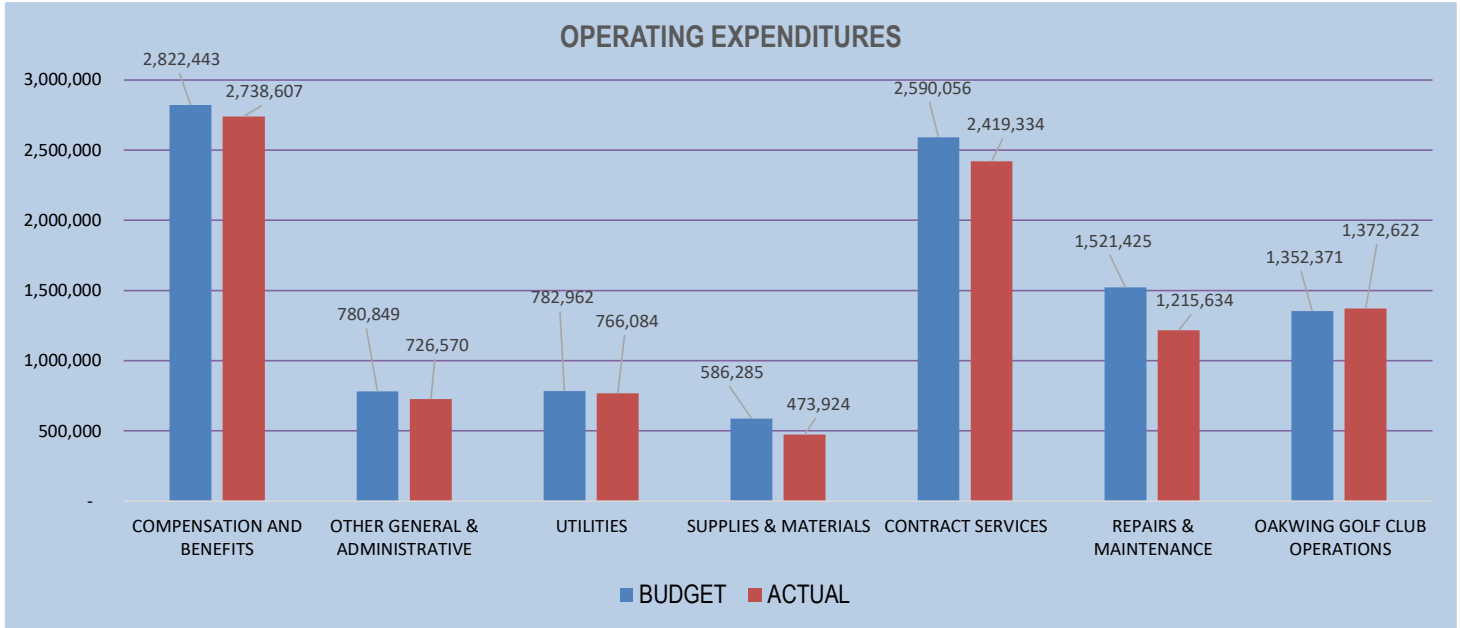


**EXPENDITURES BY DIVISION**

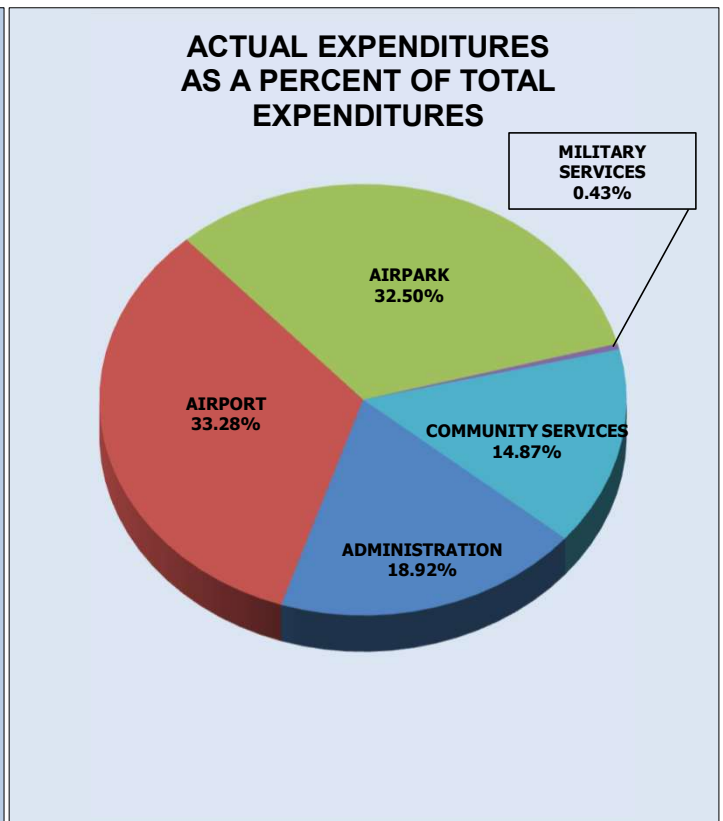
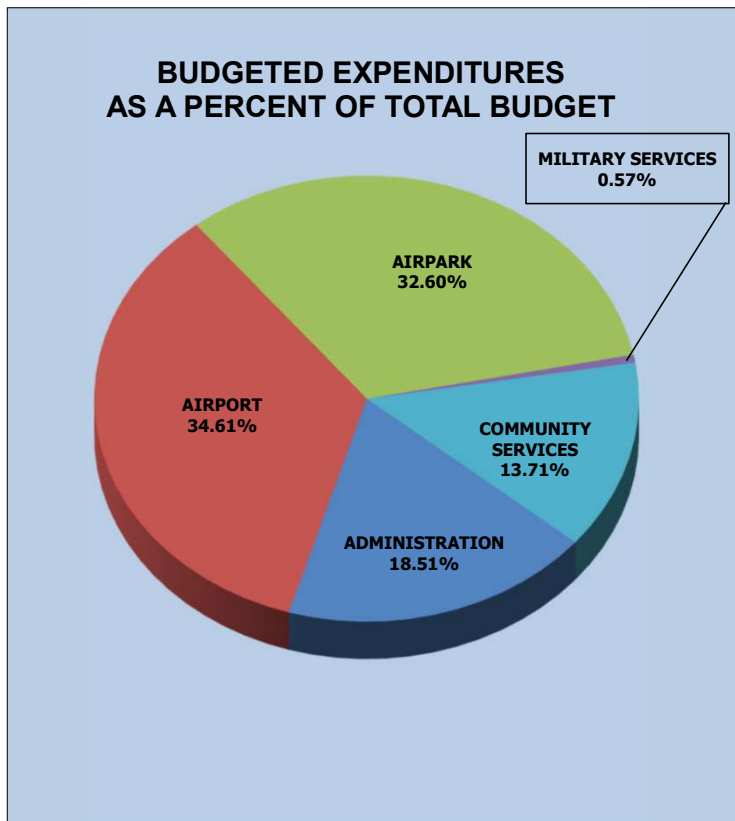


**ENGLAND ECONOMIC AND INDUSTRIAL DEVELOPMENT DISTRICT**  
 Expenditure Comparisons - Budget vs Actual  
 For Eight Months Ended February 28, 2026

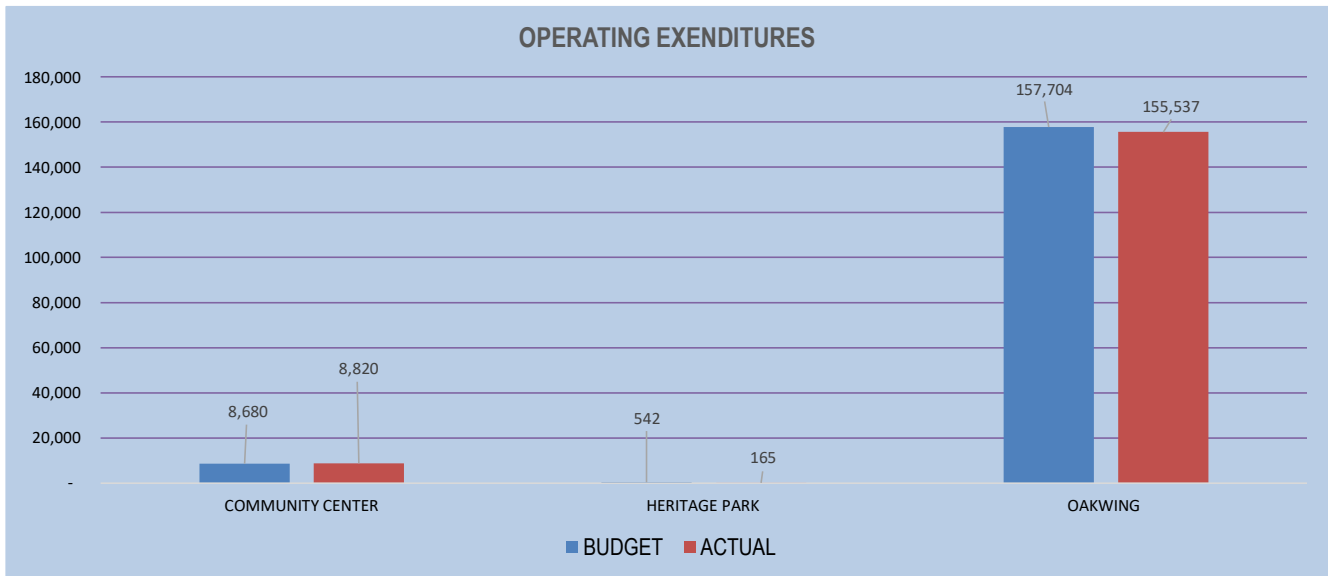
**EXPENDITURE CATEGORIES**



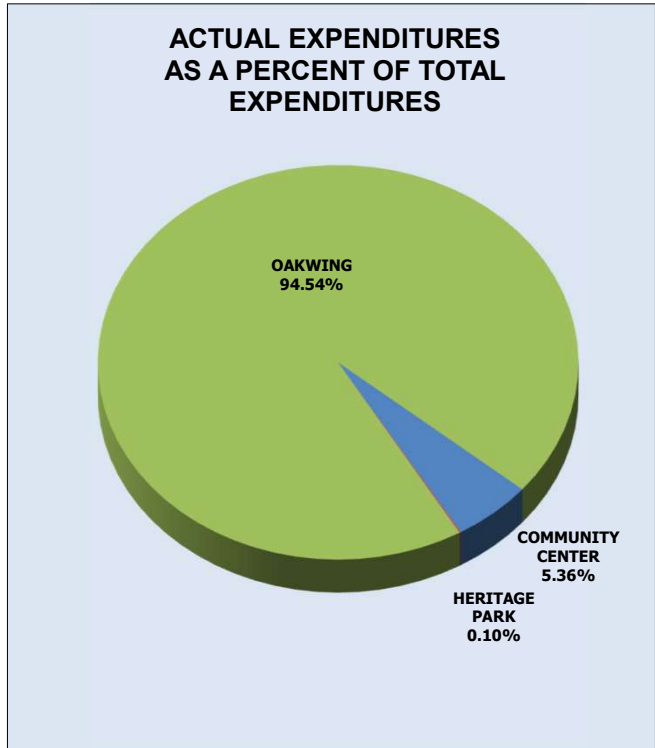
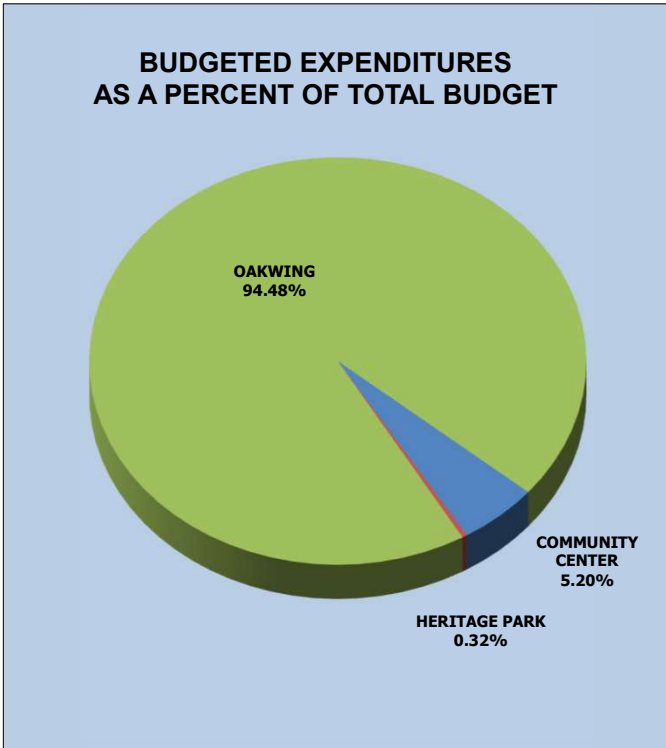
**EXPENDITURES BY DIVISION**



**ENGLAND ECONOMIC AND INDUSTRIAL DEVELOPMENT DISTRICT**  
 Expenditure Comparisons - Budget vs Actual  
 For the Month ended February 28, 2026

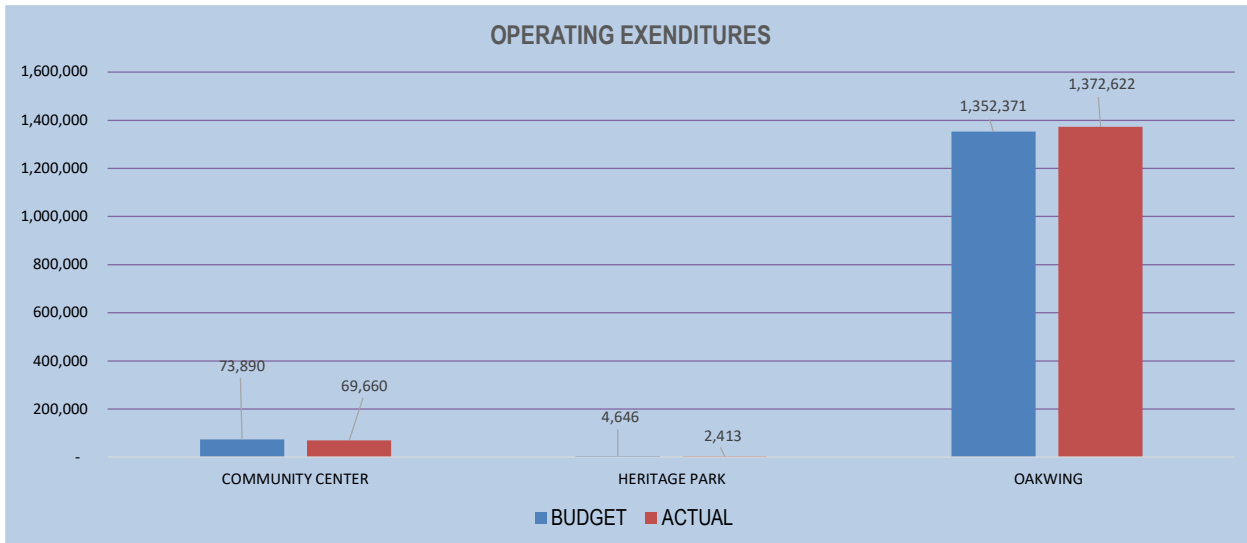


### COMMUNITY - EXPENSES BY DEPARTMENT

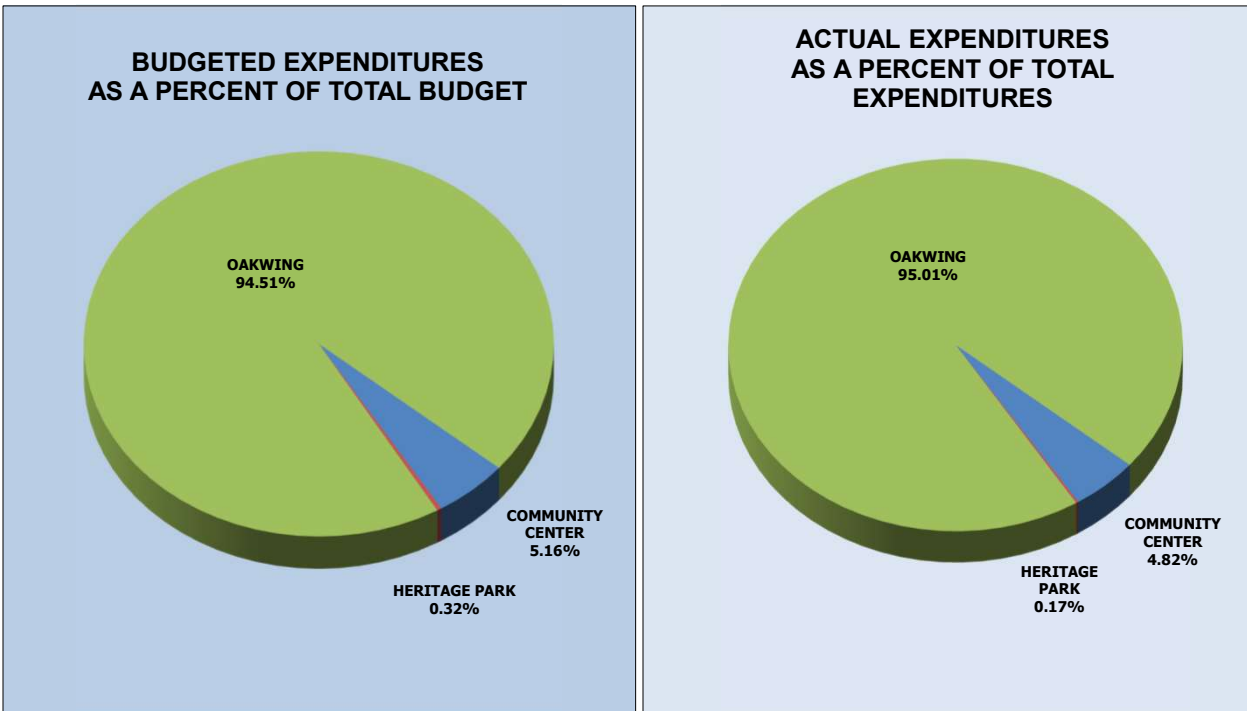


**ENGLAND ECONOMIC AND INDUSTRIAL DEVELOPMENT DISTRICT**

Expenditure Comparisons - Budget vs Actual  
For Eight Months Ended February 28, 2026



**COMMUNITY - EXPENSES BY DEPARTMENT**



**ENGLAND ECONOMIC AND INDUSTRIAL DEVELOPMENT DISTRICT**  
**Statement of Revenues and Expenses**  
For the Period and Eight Months Ended February 28, 2026  
**GENERAL OPERATIONS FUND**

	Feb-26	YTD Actual	YTD Budget	YTD Variance	Prior YTD	Prior Year Variance
<b>REVENUES</b>						
<b>AERONAUTICAL REVENUE</b>						
<b>PASSENGER AIRPORT REVENUE</b>						
AIRLINE AVIATION LEASES	136,355.06	1,067,011.42	1,067,012.00	-0.58	903,549.81	27,106.55
LANDING & RAMP FEES	90,998.05	763,389.44	714,309.00	49,080.44	392,109.91	280,281.48
<b>TOTAL PASSENGER AIRPORT REVENUE</b>	<b>227,353.11</b>	<b>1,830,400.86</b>	<b>1,781,321.00</b>	<b>49,079.86</b>	<b>1,295,659.72</b>	<b>307,388.03</b>
<b>NON-PASSENGER AIRPORT REVENUE</b>						
FBO LEASE	47,307.78	371,846.40	372,412.00	-565.60	315,359.98	9,178.64
T-HANGARS	2,460.00	16,620.00	16,620.00	0.00	12,935.29	1,224.71
FUEL FLOWAGE FEES	50,590.96	572,250.88	555,801.00	16,449.88	277,976.96	243,682.96
<b>TOTAL NON-PASSENGER AIRPORT REVENUE</b>	<b>100,358.74</b>	<b>960,717.28</b>	<b>944,833.00</b>	<b>15,884.28</b>	<b>606,272.23</b>	<b>254,086.31</b>
<b>AERONAUTICAL REVENUE TOTAL</b>	<b>327,711.85</b>	<b>2,791,118.14</b>	<b>2,726,154.00</b>	<b>64,964.14</b>	<b>1,901,931.95</b>	<b>561,474.34</b>
<b>NON-AERONAUTICAL REVENUE</b>						
<b>LAND &amp; BUILDING LEASES</b>						
LEASES	744,951.81	6,062,586.88	6,089,428.00	-26,841.12	4,596,698.10	720,936.97
DEPOSIT FORFEITURES	0.00	0.00	0.00	0.00	500.00	-500.00
LATE FEES	549.56	49,508.16	48,664.00	844.16	27,202.37	21,756.23
RENT REBATE FORFEITURES	0.00	13,783.30	16,000.00	-2,216.70	23,287.99	-9,504.69
<b>TOTAL LAND &amp; BUILDING LEASES</b>	<b>745,501.37</b>	<b>6,125,878.34</b>	<b>6,154,092.00</b>	<b>-28,213.66</b>	<b>4,647,688.46</b>	<b>732,688.51</b>
<b>COMMUNITY CENTER</b>						
FACILITY RENTAL	2,650.00	64,575.00	70,925.00	-6,350.00	47,333.00	14,592.00
<b>TOTAL COMMUNITY CENTER</b>	<b>2,650.00</b>	<b>64,575.00</b>	<b>70,925.00</b>	<b>-6,350.00</b>	<b>47,333.00</b>	<b>14,592.00</b>
<b>OAKWING GOLF COURSE</b>						
OAKWING REVENUE	139,336.36	1,201,244.27	1,142,938.00	58,306.27	896,725.20	165,182.71
<b>OAKWING GOLF COURSE TOTAL</b>	<b>139,336.36</b>	<b>1,201,244.27</b>	<b>1,142,938.00</b>	<b>58,306.27</b>	<b>896,725.20</b>	<b>165,182.71</b>
<b>TERMINAL</b>						
ATM REVENUES	0.00	577.50	736.00	-158.50	213.00	364.50
AIRPORT ADVERTISING	573.25	5,107.00	5,184.00	-77.00	5,810.75	-1,277.00

CAR RENTAL LEASES	65,818.51	652,938.86	644,152.00	8,786.86	546,690.95	40,429.40
CONCESSIONS (TAILWIND)	500.00	4,000.00	4,000.00	0.00	3,500.00	0.00
<b>TOTAL TERMINAL</b>	<b>66,891.76</b>	<b>662,623.36</b>	<b>654,072.00</b>	<b>8,551.36</b>	<b>556,214.70</b>	<b>39,516.90</b>
<b>RENTAL CARS</b>						
CONRAC USAGE FEES	7,459.70	46,396.43	67,040.00	-20,643.57	35,947.47	2,989.26
FUEL FLOWAGE SERVICE CHARGE	582.08	5,149.46	4,864.00	285.46	4,360.05	207.33
<b>TOTAL RENTAL CARS</b>	<b>8,041.78</b>	<b>51,545.89</b>	<b>71,904.00</b>	<b>-20,358.11</b>	<b>40,307.52</b>	<b>3,196.59</b>
<b>PARKING LOT</b>						
PARKING FEES	60,194.00	564,640.25	585,926.00	-21,285.75	463,495.89	40,950.36
<b>TOTAL PARKING LOT</b>	<b>60,194.00</b>	<b>564,640.25</b>	<b>585,926.00</b>	<b>-21,285.75</b>	<b>463,495.89</b>	<b>40,950.36</b>
<b>OTHER</b>						
MISCELLANEOUS REVENUES	594.95	10,343.97	4,664.00	5,679.97	9,212.76	536.26
<b>TOTAL OTHER</b>	<b>594.95</b>	<b>10,343.97</b>	<b>4,664.00</b>	<b>5,679.97</b>	<b>9,212.76</b>	<b>536.26</b>
<b>NON-AERONAUTICAL REVENUE TOTAL</b>	<b>1,023,210.22</b>	<b>8,680,851.08</b>	<b>8,684,521.00</b>	<b>-3,669.92</b>	<b>6,660,977.53</b>	<b>996,663.33</b>
<b>REVENUES TOTAL</b>	<b>1,350,922.07</b>	<b>11,471,969.22</b>	<b>11,410,675.00</b>	<b>61,294.22</b>	<b>8,562,909.48</b>	<b>1,558,137.67</b>
<b>OPERATING EXPENSES</b>						
<b>PERSONNEL COMPENSATION &amp; BENEFITS</b>						
SALARIES	231,776.41	2,050,900.57	2,105,146.00	54,245.43	1,503,394.48	-315,729.68
PAYROLL TAXES	3,803.16	36,556.20	35,634.00	-922.20	29,486.69	-3,266.35
457(b) DEFERRED COMPENSATION	17,231.34	154,278.95	164,697.00	10,418.05	111,469.09	-25,578.52
HEALTH INSURANCE	59,009.54	453,381.30	469,926.00	16,544.70	303,731.99	-90,639.77
ADDITIONAL FRINGE BENEFITS	1,207.44	9,427.73	10,415.00	987.27	7,229.37	-990.92
WORKERS COMPENSATION	4,790.17	34,062.64	36,625.00	2,562.36	26,830.16	-2,442.31
RAC PROVIDED SERVICES	0.00	0.00	0.00	0.00	0.00	0.00
COMMUNITY CENTER PROVIDED SVCS	0.00	0.00	0.00	0.00	0.00	0.00
<b>TOTAL PERSONNEL COMPENSATION &amp; BENEFIT</b>	<b>317,818.06</b>	<b>2,738,607.39</b>	<b>2,822,443.00</b>	<b>83,835.61</b>	<b>1,982,141.78</b>	<b>-438,647.55</b>
<b>OTHER GENERAL &amp; ADMINISTRATIVE</b>						
ADVERTISING	6,879.42	68,455.18	87,048.00	18,592.82	42,819.28	-18,756.48
BANK & CREDIT CARD FEES	870.05	49,676.53	50,722.00	1,045.47	41,903.89	-6,902.59
BOARD EXPENSE	0.00	4,469.50	6,896.00	2,426.50	2,465.29	-2,004.21
CONTINGENCIES	0.00	0.00	0.00	0.00	0.00	0.00
DUES AND SUBSCRIPTIONS	325.00	20,738.55	19,328.00	-1,410.55	9,539.87	-10,873.68
EDUCATION / TRAINING	10,763.22	41,405.80	40,560.00	-845.80	20,405.80	-10,236.78
EDUCATION / TRAINING - ARFF	0.00	0.00	750.00	750.00	146.97	146.97
INSURANCE	52,950.77	441,913.83	449,442.00	7,528.17	383,400.40	-5,562.66
PROMOTIONS/SPONSORSHIPS	5,019.21	43,333.01	51,960.00	8,626.99	37,858.28	-455.52

PERMITS & FEES	0.00	1,794.00	1,807.00	13.00	1,588.00	-206.00
PRINTING	0.00	730.62	2,886.00	2,155.38	300.00	-430.62
PROVISION FOR DOUBTFUL ACCOUNTS	0.00	0.00	0.00	0.00	0.00	0.00
PUBLIC ANNOUNCEMENTS	16.80	3,656.39	3,786.00	129.61	1,630.28	-2,009.31
TRAVEL	5,346.56	50,396.25	65,664.00	15,267.75	51,753.24	6,703.55
<b>TOTAL OTHER GENERAL &amp; ADMINISTRATIVE</b>	<b>82,171.03</b>	<b>726,569.66</b>	<b>780,849.00</b>	<b>54,279.34</b>	<b>593,811.30</b>	<b>-50,587.33</b>
<b>UTILITIES</b>						
UTILITIES - CABLE / INTERNET	4,704.77	30,404.62	32,600.00	2,195.38	26,542.29	842.44
UTILITIES - ELECTRIC	59,872.84	462,569.03	477,272.00	14,702.97	346,778.13	-55,918.06
UTILITIES - PHONE SERVICE - CELL	1,559.86	11,851.03	12,520.00	668.97	10,063.10	-228.07
UTILITIES - PHONE SERVICE - LAND	3,252.06	29,765.39	32,864.00	3,098.61	29,620.29	3,106.96
UTILITIES - WASTE COLLECTION	18,022.35	140,756.91	144,792.00	4,035.09	85,326.04	-37,408.52
UTILITIES - WATER / GAS	13,854.50	89,099.11	81,272.00	-7,827.11	58,582.24	-16,662.37
FEMA LEASE EXPENSES	0.00	1,638.06	1,642.00	3.94	2,734.93	1,096.87
<b>TOTAL UTILITIES</b>	<b>101,266.38</b>	<b>766,084.15</b>	<b>782,962.00</b>	<b>16,877.85</b>	<b>559,647.02</b>	<b>-105,170.75</b>
<b>SUPPLIES &amp; MATERIALS</b>						
AIRFIELD LIGHTING	1,181.83	32,695.28	84,664.00	51,968.72	12,613.43	-18,900.02
AIRPARK VISUALS	0.00	8,009.03	8,142.00	132.97	7,168.28	-840.75
APPLIANCES	614.62	33,421.51	38,894.00	5,472.49	11,669.47	-21,137.42
CAR WASH OPERATING SUPPLIES	1,317.60	3,314.35	3,000.00	-314.35	1,451.36	-545.39
COMPUTER EQUIPMENT/SOFTWARE	99.99	8,153.41	26,517.00	18,363.59	18,412.75	10,359.33
EQUIPMENT - PURCHASES	0.00	55,783.21	63,784.00	8,000.79	19,176.16	-36,607.05
EQUIPMENT - RENTAL	25,279.62	215,085.02	206,888.00	-8,197.02	122,627.76	-67,177.64
FIRE FIGHTING SUPPLIES	0.00	223.71	7,336.00	7,112.29	5,140.00	4,916.29
FUEL & OIL	7,245.56	43,560.80	51,016.00	7,455.20	45,516.82	9,201.58
JANITORIAL	5,761.64	24,590.05	29,136.00	4,545.95	18,955.92	127.51
OFFICE SUPPLIES	1,209.58	17,627.17	16,000.00	-1,627.17	7,454.38	-8,963.21
OPERATING SUPPLIES	1,049.94	16,134.67	24,744.00	8,609.33	14,810.77	-273.96
POSTAGE & SHIPPING	200.00	2,663.89	3,528.00	864.11	1,136.42	-1,327.47
SMALL TOOLS & EQUIPMENT	1,000.87	5,291.22	11,172.00	5,880.78	5,732.93	1,442.58
UNIFORMS	0.00	3,990.40	7,800.00	3,809.60	7,373.82	3,383.42
WILDLIFE CONTROL	134.99	3,380.02	3,664.00	283.98	3,196.95	-48.08
<b>TOTAL SUPPLIES &amp; MATERIALS</b>	<b>45,096.24</b>	<b>473,923.74</b>	<b>586,285.00</b>	<b>112,361.26</b>	<b>302,437.22</b>	<b>-126,390.28</b>
<b>CONTRACT SERVICES</b>						
IT / SOFTWARE SERVICES	15,554.72	157,630.09	189,037.00	31,406.91	151,711.30	9,635.93
CONTRACT LABOR - SECURITY	42,621.88	356,493.23	367,120.00	10,626.77	320,343.21	6,471.86
CONTRACT LABOR - TSA	12,570.00	151,560.00	165,280.00	13,720.00	131,530.00	-7,460.00
CONTRACT LABOR - TSA REIMBURSEMENTS (CON	0.00	0.00	0.00	0.00	0.00	0.00
PROFESSIONAL SERVICES - ACCOUNTING / AUDIT	0.00	35,900.00	44,650.00	8,750.00	43,750.00	7,850.00
PROFESSIONAL SERVICES - LEGAL	17,717.86	125,140.16	164,000.00	38,859.84	126,866.69	19,444.39

PROFESSIONAL SERVICES - CONSULTING	26,268.02	226,476.37	277,236.00	50,759.63	318,464.99	118,256.64
PROFESSIONAL SERVICES - OTHER	8,710.66	34,141.07	42,488.00	8,346.93	21,141.98	-4,288.43
PURCHASED SERVICES - DCC WORK CREWS	0.00	0.00	0.00	0.00	0.00	0.00
PURCHASED SERVICES - EMPLOYMENT	2,308.61	26,883.92	24,936.00	-1,947.92	18,720.69	-5,854.62
PURCHASED SERVICES - FIRE PROTECTION	149,193.73	1,103,976.71	1,104,157.00	180.29	867,235.66	-87,547.32
PURCHASED SERVICES - JANITORIAL	9,153.64	76,552.39	79,072.00	2,519.61	53,939.91	-13,458.84
PURCHASED SERVICES - PARKING ATTENDANTS	8,584.98	77,978.56	79,400.00	1,421.44	65,471.31	-3,922.27
PURCHASED SERVICES - PEST CONTROL	3,600.00	30,172.00	31,400.00	1,228.00	17,346.00	-9,226.00
OTHER SERVICES	2,191.04	16,429.08	21,280.00	4,850.92	10,893.46	-3,344.58
<b>TOTAL CONTRACT SERVICES</b>	<b>298,475.14</b>	<b>2,419,333.58</b>	<b>2,590,056.00</b>	<b>170,722.42</b>	<b>2,147,415.20</b>	<b>26,556.76</b>
<b>REPAIRS &amp; MAINTENANCE</b>						
AIRFIELD SECURITY MAINTENANCE	834.92	6,596.12	6,680.00	83.88	12,784.89	7,023.69
APPLIANCE REPAIR & MAINTENANCE	488.81	2,182.00	4,304.00	2,122.00	1,287.13	-406.06
CAR WASH SYSTEM COMPONENTS	0.00	15,785.87	16,664.00	878.13	6,272.07	-9,513.80
COMMERCIAL BUILDING MAINTENANCE	231.34	31,884.12	55,448.00	23,563.88	24,089.11	-7,563.67
ELEVATORS & ESCALATORS	4,141.68	48,094.57	44,504.00	-3,590.57	32,295.55	-11,657.34
EQUIPMENT MAINTENANCE	3,843.93	50,213.16	54,032.00	3,818.84	48,782.20	2,412.97
FIRE SYSTEMS MAINTENANCE	1,951.00	31,089.23	41,083.00	9,993.77	24,092.81	-5,045.42
FOUNTAIN MAINTENANCE	203.92	3,684.88	11,664.00	7,979.12	7,787.72	4,306.76
GROUNDS MAINTENANCE	58,728.21	483,328.44	497,152.00	13,823.56	177,798.32	-246,801.91
HAZARDOUS MATERIAL REMOVAL	5,935.89	5,935.89	4,664.00	-1,271.89	1,750.00	1,750.00
HURRICANE LAURA REPAIR & MAINTENANCE	0.00	0.00	0.00	0.00	0.00	0.00
HURRICANE LAURA (CONTRA) R&M	0.00	0.00	0.00	0.00	0.00	0.00
HVAC / HVACR MAINTENANCE	721.14	117,394.33	129,104.00	11,709.67	94,529.67	-22,143.52
ISB REPAIRS AND MAINTENANCE	0.00	0.00	0.00	0.00	3,267.66	3,267.66
ISB REPAIRS AND MAINTENANCE REIMBURSEMEN	0.00	0.00	0.00	0.00	-99,972.00	-99,972.00
JET BRIDGE MAINTENANCE	0.00	13,320.09	33,336.00	20,015.91	19,240.85	5,920.76
NAVAID MAINTENANCE	0.00	4,961.15	16,000.00	11,038.85	1,735.27	-3,225.88
PAINTING MAINTENANCE	7,195.92	137,424.35	160,276.00	22,851.65	30,408.88	-99,819.55
PAVEMENT REPAIR & MAINTENANCE	6,807.38	38,395.76	42,090.00	3,694.24	680.10	-30,908.28
PLUMBING MAINTENANCE	3,945.90	21,185.66	23,840.00	2,654.34	7,999.22	-9,240.54
REPAIRS & MAINTENANCE - OTHER	528.34	4,687.51	8,064.00	3,376.49	3,151.36	-1,007.81
RESIDENTIAL / APARTMENT MAINTENANCE	3,291.91	67,630.99	189,488.00	121,857.01	53,390.61	-10,948.47
STREET LIGHT MAINTENANCE	0.00	2,607.30	11,392.00	8,784.70	3,360.52	753.22
TERMINAL BUILDING MAINTENANCE	10,784.97	70,683.70	82,000.00	11,316.30	56,781.76	-3,116.97
TERMINAL SECURITY MAINTENANCE	0.00	23,363.75	22,336.00	-1,027.75	13,557.11	-9,806.64
UNDERGROUND UTILITY SYS	0.00	6,070.06	10,136.00	4,065.94	11,016.88	4,946.82
VEHICLE MAINTENANCE	2,374.41	7,731.39	7,168.00	-563.39	5,538.14	181.16
VEHICLE MAINTENANCE - ARFF	12,468.59	21,384.08	50,000.00	28,615.92	17,509.40	8,593.91
<b>TOTAL REPAIRS &amp; MAINTENANCE</b>	<b>124,478.26</b>	<b>1,215,634.40</b>	<b>1,521,425.00</b>	<b>305,790.60</b>	<b>559,135.23</b>	<b>-532,020.91</b>

<b>OAKWING GOLF CLUB OPERATIONS</b>							
OAKWING - COST OF SALES	15,111.59	238,299.19	144,006.00	-94,293.19	157,595.26	-65,592.34	
OAKWING - PAYROLL AND RELATED EXPENSE	56,422.27	559,600.61	613,808.00	54,207.39	589,029.19	85,850.85	
OAKWING - FACILITIES MAINTENANCE	8,349.49	79,203.54	60,432.00	-18,771.54	58,900.14	-11,953.91	
OAKWING - OPERATING EXPENSES	69,653.28	419,973.86	456,525.00	36,551.14	439,149.63	88,829.05	
OAKWING - FIXED CHARGES	6,000.00	75,544.58	77,600.00	2,055.42	71,760.83	2,216.25	
<b>TOTAL OAKWING GOLF CLUB OPERATIONS</b>	<b>155,536.63</b>	<b>1,372,621.78</b>	<b>1,352,371.00</b>	<b>-20,250.78</b>	<b>1,316,435.05</b>	<b>99,349.90</b>	
<b>TOTAL OPERATING EXPENSES</b>	<b>1,124,841.74</b>	<b>9,712,774.70</b>	<b>10,436,391.00</b>	<b>723,616.30</b>	<b>7,461,022.80</b>	<b>-1,126,910.16</b>	
<b>NET OPERATING INCOME (LOSS)</b>	<b>226,080.33</b>	<b>1,759,194.52</b>	<b>974,284.00</b>	<b>784,910.52</b>	<b>1,101,886.68</b>	<b>431,227.51</b>	
<b>OTHER OPERATIONS</b>							
USE OF PRIOR YEAR EARNINGS	0.00	0.00	0.00	0.00	0.00	0.00	
EQUIPMENT - CAPITAL	-1,000.00	-378,658.56	-548,417.00	169,758.44	-218,574.78	-159,083.78	
TRANSFERS IN/OUT GENERAL FUND	-133,125.06	-1,441,121.07	-2,030,197.36	589,076.29	-943,617.64	-364,378.37	
<b>TOTAL OTHER OPERATIONS REVENUE/(EXPENSE)</b>	<b>-134,125.06</b>	<b>-1,819,779.63</b>	<b>-2,578,614.36</b>	<b>758,834.73</b>	<b>-1,162,192.42</b>	<b>-523,462.15</b>	
<b>NON-OPERATING REVENUES / (EXPENSES)</b>							
FEDERAL GRANTS	0.00	0.00	0.00	0.00	0.00	0.00	
STATE GRANTS	0.00	0.00	0.00	0.00	0.00	0.00	
INTEREST INCOME	24,966.20	184,163.65	176,000.00	8,163.65	7,725.27	151,472.18	
INTEREST EXPENSE	0.00	0.00	0.00	0.00	0.00	0.00	
PROFESSIONAL SERVICES - LITIGATION	-582.05	-13,304.15	-83,336.00	70,031.85	0.00	-12,722.10	
PROCEEDS ON DISPOSITION OF FIXED ASSETS	0.00	0.00	0.00	0.00	0.00	0.00	
<b>TOTAL NON-OPERATING REVENUES / (EXPENSES)</b>	<b>24,384.15</b>	<b>170,859.50</b>	<b>92,664.00</b>	<b>78,195.50</b>	<b>7,725.27</b>	<b>138,750.08</b>	
<b>EXCESS/(DEFICIENCY)</b>	<b>116,339.42</b>	<b>110,274.39</b>	<b>-1,511,666.36</b>	<b>1,621,940.75</b>	<b>-52,580.47</b>	<b>46,515.44</b>	

# CAPITAL FUND



**ENGLAND ECONOMIC AND INDUSTRIAL DEVELOPMENT DISTRICT**  
Statement of Revenues and Expenses  
For the Period and Eight Months Ended February 28, 2026  
**CAPITAL PROJECTS FUND**



	PTD Actual	YTD Actual	YTD Budget	Variance	% Var
<b>REVENUES AND CONTRIBUTIONS</b>					
FEDERAL GRANTS	340,945.00	9,412,277.50	36,743,536.00	-27,331,258.50	-74.38
STATE GRANTS	305,298.62	1,281,196.02	5,313,312.00	-4,032,115.98	-75.89
PFC FUNDS	41,503.42	244,480.59	237,780.00	6,700.59	2.82
CFC FUNDS	19,290.00	375,930.00	360,915.00	15,015.00	4.16
INTEREST INCOME	770.23	1,904.86	0.00	1,904.86	N/A
<b>TOTAL REVENUES AND CONTRIBUTIONS</b>	<b>707,807.27</b>	<b>11,315,788.97</b>	<b>42,655,543.00</b>	<b>-31,339,754.03</b>	<b>-73.47</b>
<b>CAPITAL EXPENDITURES</b>					
FAA REIMBURSED	411,541.00	8,710,561.00	36,743,928.00	28,033,367.00	76.29
DOTD REIMBURSED	233,512.84	1,286,391.62	5,313,312.00	4,026,920.38	75.79
PFC FUNDED	2,500.00	512,445.31	400,000.00	-112,445.31	-28.11
CFC FUNDED	0.00	20,592.74	437,200.00	416,607.26	95.29
EEIDD FUNDED	131,500.06	1,494,704.03	2,401,096.00	906,391.97	37.75
DEBT SERVICING	0.00	10,398.75	0.00	-10,398.75	N/A
<b>TOTAL CAPITAL EXPENDITURES</b>	<b>779,053.90</b>	<b>12,035,093.45</b>	<b>45,295,536.00</b>	<b>33,260,442.55</b>	<b>73.43</b>
<b>OTHER OPERATIONS REVENUE/(EXPENSES)</b>					
TRANSFERS IN/OUT CAPITAL FUND	133,125.06	1,441,121.07	2,030,200.00	-589,078.93	-29.02
USE OF PRIOR YEAR EARNINGS	0.00	55,103.00	0.00	55,103.00	N/A
<b>TOTAL OTHER OPERATIONS REVENUE/(EXPENSES)</b>	<b>133,125.06</b>	<b>1,496,224.07</b>	<b>2,030,200.00</b>	<b>-533,975.93</b>	<b>-26.30</b>
<b>BUDGET EXCESS/(DEFICIENCY)</b>	<b>61,878.43</b>	<b>776,919.59</b>	<b>-609,793.00</b>	<b>1,386,712.59</b>	<b>227.41</b>



**ENGLAND ECONOMIC AND INDUSTRIAL DEVELOPMENT DISTRICT**  
**Statement of Revenues and Expenses**  
**For the Eight Months Ended February 28, 2026**  
**CAPITAL PROJECTS ANALYSIS**

	UNALLOCATED	AIRPARK IMPROVEMENTS	AIRPORT MASTER PLAN	COMMERCIAL IMPROVEMENTS	DBE PROGRAM	DEBT SERVICE	GOLF COURSE IMPROVEMENTS	HERITAGE PARK UPGRADES
<b>REVENUES AND CONTRIBUTIONS</b>								
FEDERAL GRANTS	0.00	0.00	0.00	0.00	0.00	0.00	0.00	0.00
STATE GRANTS	0.00	0.00	0.00	0.00	0.00	0.00	0.00	0.00
PFC FUNDS	244,480.59	0.00	0.00	0.00	0.00	0.00	0.00	0.00
CFC FUNDS	375,930.00	0.00	0.00	0.00	0.00	0.00	0.00	0.00
MISCELLANEOUS - CAPITAL	0.00	0.00	0.00	0.00	0.00	0.00	0.00	0.00
INTEREST INCOME	1,904.86	0.00	0.00	0.00	0.00	0.00	0.00	0.00
<b>TOTAL REVENUES AND CONTRIBUTIONS</b>	<b>622,315.45</b>	<b>0.00</b>	<b>0.00</b>	<b>0.00</b>	<b>0.00</b>	<b>0.00</b>	<b>0.00</b>	<b>0.00</b>
<b>OTHER OPERATIONS REVENUE/(EXPENSES)</b>								
TRANSFERS IN/OUT CAPITAL FUND	0.00	25,275.00	0.00	368,898.09	0.00	0.00	20,642.41	17,425.02
USE OF PRIOR YEAR EARNINGS	0.00	0.00	0.00	0.00	4,000.00	0.00	0.00	0.00
<b>TOTAL OTHER OPERATIONS REVENUE/(EXPENSES)</b>	<b>0.00</b>	<b>25,275.00</b>	<b>0.00</b>	<b>368,898.09</b>	<b>4,000.00</b>	<b>0.00</b>	<b>20,642.41</b>	<b>17,425.02</b>
<b>TOTAL REVENUES, CONTRIBUTIONS AND TRANSFERS</b>	<b>622,315.45</b>	<b>25,275.00</b>	<b>0.00</b>	<b>368,898.09</b>	<b>4,000.00</b>	<b>0.00</b>	<b>20,642.41</b>	<b>17,425.02</b>
<b>CAPITAL EXPENDITURES</b>								
FAA REIMBURSED	-3,983.00	0.00	0.00	0.00	0.00	0.00	0.00	0.00
DOTD REIMBURSED	28,008.00	0.00	0.00	0.00	0.00	0.00	0.00	0.00
PFC FUNDED	0.00	0.00	25,198.43	0.00	0.00	0.00	0.00	0.00
CFC FUNDED	0.00	0.00	0.00	0.00	0.00	0.00	0.00	0.00
EEIDD FUNDED	0.00	23,650.00	0.00	368,898.09	4,000.00	0.00	20,642.41	17,425.02
DEBT SERVICING	0.00	0.00	0.00	0.00	0.00	10,398.75	0.00	0.00
<b>TOTAL CAPITAL EXPENDITURES</b>	<b>24,025.00</b>	<b>23,650.00</b>	<b>25,198.43</b>	<b>368,898.09</b>	<b>4,000.00</b>	<b>10,398.75</b>	<b>20,642.41</b>	<b>17,425.02</b>
<b>BUDGET EXCESS/(DEFICIENCY)</b>	<b>598,290.45</b>	<b>1,625.00</b>	<b>-25,198.43</b>	<b>0.00</b>	<b>0.00</b>	<b>-10,398.75</b>	<b>0.00</b>	<b>0.00</b>



**ENGLAND ECONOMIC AND INDUSTRIAL DEVELOPMENT DISTRICT**  
**Statement of Revenues and Expenses**  
**For the Eight Months Ended February 28, 2026**  
**CAPITAL PROJECTS ANALYSIS**

	HIGH MAST CABLE	HOUSING UPGRADES	ISB - DCIP	MRO HANGAR	N APRON JOINT REHAB	NOISE MITIGATION	PAGE MEMORIAL	PCN PAVEMENT EVALUATION
<b>REVENUES AND CONTRIBUTIONS</b>								
FEDERAL GRANTS	0.00	0.00	0.00	0.00	0.00	1,104,104.50	0.00	0.00
STATE GRANTS	0.00	0.00	0.00	350,170.00	0.00	113,536.06	0.00	0.00
PFC FUNDS	0.00	0.00	0.00	0.00	0.00	0.00	0.00	0.00
CFC FUNDS	0.00	0.00	0.00	0.00	0.00	0.00	0.00	0.00
MISCELLANEOUS - CAPITAL	0.00	0.00	0.00	0.00	0.00	0.00	0.00	0.00
INTEREST INCOME	0.00	0.00	0.00	0.00	0.00	0.00	0.00	0.00
<b>TOTAL REVENUES AND CONTRIBUTIONS</b>	<b>0.00</b>	<b>0.00</b>	<b>0.00</b>	<b>350,170.00</b>	<b>0.00</b>	<b>1,217,640.56</b>	<b>0.00</b>	<b>0.00</b>
<b>OTHER OPERATIONS REVENUE/(EXPENSES)</b>								
TRANSFERS IN/OUT CAPITAL FUND	16,200.00	201,276.55	0.00	0.00	0.00	0.00	0.00	215,000.00
USE OF PRIOR YEAR EARNINGS	0.00	0.00	0.00	0.00	0.00	0.00	4,155.00	0.00
<b>TOTAL OTHER OPERATIONS REVENUE/(EXPENSES)</b>	<b>16,200.00</b>	<b>201,276.55</b>	<b>0.00</b>	<b>0.00</b>	<b>0.00</b>	<b>0.00</b>	<b>4,155.00</b>	<b>215,000.00</b>
<b>TOTAL REVENUES, CONTRIBUTIONS AND TRANSFERS</b>	<b>16,200.00</b>	<b>201,276.55</b>	<b>0.00</b>	<b>350,170.00</b>	<b>0.00</b>	<b>1,217,640.56</b>	<b>4,155.00</b>	<b>215,000.00</b>
<b>CAPITAL EXPENDITURES</b>								
FAA REIMBURSED	0.00	0.00	0.00	0.00	15,000.00	1,439,886.00	0.00	0.00
DOTD REIMBURSED	0.00	0.00	0.00	350,170.00	0.00	159,914.69	0.00	0.00
PFC FUNDED	0.00	0.00	0.00	0.00	0.00	0.00	0.00	0.00
CFC FUNDED	0.00	0.00	0.00	0.00	0.00	0.00	0.00	0.00
EEIDD FUNDED	16,200.00	201,276.55	104.96	0.00	0.00	0.00	4,155.00	215,000.00
DEBT SERVICING	0.00	0.00	0.00	0.00	0.00	0.00	0.00	0.00
<b>TOTAL CAPITAL EXPENDITURES</b>	<b>16,200.00</b>	<b>201,276.55</b>	<b>104.96</b>	<b>350,170.00</b>	<b>15,000.00</b>	<b>1,599,800.69</b>	<b>4,155.00</b>	<b>215,000.00</b>
<b>BUDGET EXCESS/(DEFICIENCY)</b>	<b>0.00</b>	<b>0.00</b>	<b>-104.96</b>	<b>0.00</b>	<b>-15,000.00</b>	<b>-382,160.13</b>	<b>0.00</b>	<b>0.00</b>



**ENGLAND ECONOMIC AND INDUSTRIAL DEVELOPMENT DISTRICT**  
**Statement of Revenues and Expenses**  
 For the Eight Months Ended February 28, 2026  
**CAPITAL PROJECTS ANALYSIS**

	PROP ACQ FOR OBS REMOVAL	ROOF REPLACEMENTS	RUNWAY EXTENSION	RUNWAY SAFETY AREA REHAB	SOUTH RAMP EXPANSION	TERM ARCHWAY REPAIR	TERMINAL BAGGAGE BELT
<b>REVENUES AND CONTRIBUTIONS</b>							
FEDERAL GRANTS	0.00	0.00	7,182,077.00	334,609.00	54,746.00	0.00	0.00
STATE GRANTS	0.00	0.00	740,520.20	76,818.62	151.14	0.00	0.00
PFC FUNDS	0.00	0.00	0.00	0.00	0.00	0.00	0.00
CFC FUNDS	0.00	0.00	0.00	0.00	0.00	0.00	0.00
MISCELLANEOUS - CAPITAL	0.00	0.00	0.00	0.00	0.00	0.00	0.00
INTEREST INCOME	0.00	0.00	0.00	0.00	0.00	0.00	0.00
<b>TOTAL REVENUES AND CONTRIBUTIONS</b>	<b>0.00</b>	<b>0.00</b>	<b>7,922,597.20</b>	<b>411,427.62</b>	<b>54,897.14</b>	<b>0.00</b>	<b>0.00</b>
<b>OTHER OPERATIONS REVENUE/(EXPENSES)</b>							
TRANSFERS IN/OUT CAPITAL FUND	0.00	411,075.00	0.00	0.00	0.00	83,179.00	0.00
USE OF PRIOR YEAR EARNINGS	0.00	0.00	0.00	0.00	0.00	0.00	0.00
<b>TOTAL OTHER OPERATIONS REVENUE/(EXPENSES)</b>	<b>0.00</b>	<b>411,075.00</b>	<b>0.00</b>	<b>0.00</b>	<b>0.00</b>	<b>83,179.00</b>	<b>0.00</b>
<b>TOTAL REVENUES, CONTRIBUTIONS AND TRANSFERS</b>	<b>0.00</b>	<b>411,075.00</b>	<b>7,922,597.20</b>	<b>411,427.62</b>	<b>54,897.14</b>	<b>83,179.00</b>	<b>0.00</b>
<b>CAPITAL EXPENDITURES</b>							
FAA REIMBURSED	0.00	0.00	6,924,651.00	62,611.00	290,696.00	0.00	0.00
DOTD REIMBURSED	8,604.00	0.00	713,046.25	7,032.00	19,073.33	0.00	0.00
PFC FUNDED	0.00	0.00	0.00	0.00	0.00	0.00	487,246.88
CFC FUNDED	0.00	0.00	0.00	0.00	0.00	0.00	0.00
EEIDD FUNDED	0.00	411,075.00	0.00	0.00	0.00	83,179.00	0.00
DEBT SERVICING	0.00	0.00	0.00	0.00	0.00	0.00	0.00
<b>TOTAL CAPITAL EXPENDITURES</b>	<b>8,604.00</b>	<b>411,075.00</b>	<b>7,637,697.25</b>	<b>69,643.00</b>	<b>309,769.33</b>	<b>83,179.00</b>	<b>487,246.88</b>
<b>BUDGET EXCESS/(DEFICIENCY)</b>	<b>-8,604.00</b>	<b>0.00</b>	<b>284,899.95</b>	<b>341,784.62</b>	<b>-254,872.19</b>	<b>0.00</b>	<b>-487,246.88</b>



**ENGLAND ECONOMIC AND INDUSTRIAL DEVELOPMENT DISTRICT**  
**Statement of Revenues and Expenses**  
 For the Eight Months Ended February 28, 2026  
**CAPITAL PROJECTS ANALYSIS**

	TERMINAL REFURBISHMENT	TERM SECURITY UPGRADE	THERMOPLASTIC	TREE REMOVAL	VANDENBURG OVERLAY	WASH RACK	Total
<b>REVENUES AND CONTRIBUTIONS</b>							
FEDERAL GRANTS	0.00	0.00	736,741.00	0.00	0.00	0.00	9,412,277.50
STATE GRANTS	0.00	0.00	0.00	0.00	0.00	0.00	1,281,196.02
PFC FUNDS	0.00	0.00	0.00	0.00	0.00	0.00	244,480.59
CFC FUNDS	0.00	0.00	0.00	0.00	0.00	0.00	375,930.00
MISCELLANEOUS - CAPITAL	0.00	0.00	0.00	0.00	0.00	0.00	0.00
INTEREST INCOME	0.00	0.00	0.00	0.00	0.00	0.00	1,904.86
<b>TOTAL REVENUES AND CONTRIBUTIONS</b>	<b>0.00</b>	<b>0.00</b>	<b>736,741.00</b>	<b>0.00</b>	<b>0.00</b>	<b>0.00</b>	<b>11,315,788.97</b>
<b>OTHER OPERATIONS REVENUE/(EXPENSES)</b>							
TRANSFERS IN/OUT CAPITAL FUND	0.00	0.00	0.00	82,150.00	0.00	0.00	1,441,121.07
USE OF PRIOR YEAR EARNINGS	0.00	0.00	0.00	0.00	46,948.00	0.00	55,103.00
<b>TOTAL OTHER OPERATIONS REVENUE/(EXPENSES)</b>	<b>0.00</b>	<b>0.00</b>	<b>0.00</b>	<b>82,150.00</b>	<b>46,948.00</b>	<b>0.00</b>	<b>1,496,224.07</b>
<b>TOTAL REVENUES, CONTRIBUTIONS AND TRANSFERS</b>	<b>0.00</b>	<b>0.00</b>	<b>736,741.00</b>	<b>82,150.00</b>	<b>46,948.00</b>	<b>0.00</b>	<b>12,812,013.04</b>
<b>CAPITAL EXPENDITURES</b>							
FAA REIMBURSED	0.00	25,919.00	-44,394.00	0.00	0.00	175.00	8,710,561.00
DOTD REIMBURSED	0.00	2,879.69	-2,336.34	0.00	0.00	0.00	1,286,391.62
PFC FUNDED	0.00	0.00	0.00	0.00	0.00	0.00	512,445.31
CFC FUNDED	20,592.74	0.00	0.00	0.00	0.00	0.00	20,592.74
EEIDD FUNDED	0.00	0.00	0.00	82,150.00	46,948.00	0.00	1,494,704.03
DEBT SERVICING	0.00	0.00	0.00	0.00	0.00	0.00	10,398.75
<b>TOTAL CAPITAL EXPENDITURES</b>	<b>20,592.74</b>	<b>28,798.69</b>	<b>-46,730.34</b>	<b>82,150.00</b>	<b>46,948.00</b>	<b>175.00</b>	<b>12,035,093.45</b>
<b>BUDGET EXCESS/(DEFICIENCY)</b>	<b>-20,592.74</b>	<b>-28,798.69</b>	<b>783,471.34</b>	<b>0.00</b>	<b>0.00</b>	<b>-175.00</b>	<b>776,919.59</b>

# **SUPPLEMENTAL INFORMATION**



**ENGLAND ECONOMIC AND INDUSTRIAL DEVELOPMENT DISTRICT**

Personnel Compensation Detail  
For the Period Ended February 28, 2026

DIVISION/POSITION	BUDGET	7/31/25	8/31/25	9/30/25	10/31/25	11/30/25	12/31/25	1/31/26	2/28/26	3/31/26	4/30/26	5/31/26	6/30/26	% OF FYE EXPENDED		%
														TOTAL	VARIANCE	
<b>ADMINISTRATION DIVISION</b>																
EXECUTIVE DIRECTOR	215,000	16,538	16,538	16,538	24,808	16,538	16,538	16,538	16,538	-	-	-	-	140,577	74,423	65.4%
DEPUTY DIRECTOR AIRPARK & ECONOMIC DEVELOPMENT	149,008	11,362	11,462	11,462	17,193	11,462	11,462	11,462	11,462	-	-	-	-	97,328	51,680	65.3%
DEPUTY DIRECTOR AIRPORT & CAPITAL PROJECTS	149,008	11,362	11,462	11,462	17,193	11,462	11,462	11,462	11,462	-	-	-	-	97,328	51,680	65.3%
EXECUTIVE ASSISTANT / MUNICIPAL CLERK	50,000	3,873	3,840	3,750	5,800	3,864	3,919	3,846	3,846	-	-	-	-	32,739	17,261	65.5%
<b>TOTAL EXECUTIVE DEPARTMENT</b>	<b>563,016</b>	<b>43,136</b>	<b>43,303</b>	<b>43,213</b>	<b>64,994</b>	<b>43,327</b>	<b>43,381</b>	<b>43,309</b>	<b>43,309</b>	-	-	-	-	<b>367,972</b>	<b>195,044</b>	<b>65.4%</b>
COMMUNICATIONS / IT MANAGER	63,531	4,844	4,887	4,887	7,331	4,887	4,887	4,887	4,887	-	-	-	-	41,497	22,034	65.3%
<b>TOTAL ECONOMIC DEPARTMENT</b>	<b>63,531</b>	<b>4,844</b>	<b>4,887</b>	<b>4,887</b>	<b>7,331</b>	<b>4,887</b>	<b>4,887</b>	<b>4,887</b>	<b>4,887</b>	-	-	-	-	<b>41,497</b>	<b>22,034</b>	<b>65.3%</b>
DIRECTOR FINANCE & HUMAN RESOURCES	120,000	9,032	9,112	9,171	13,846	9,231	9,231	9,231	9,231	-	-	-	-	78,084	41,916	65.1%
ACCOUNTING MANAGER	71,028	5,370	5,464	5,464	8,196	5,464	5,464	5,464	5,464	-	-	-	-	46,347	24,681	65.3%
PURCHASING COORDINATOR	66,462	5,068	5,112	5,112	7,669	5,112	5,112	5,112	5,112	-	-	-	-	43,411	23,051	65.3%
ACCOUNTING CLERK	53,020	4,068	4,078	4,078	6,118	4,085	4,117	4,078	4,078	-	-	-	-	34,701	18,319	65.4%
ACCOUNTING CLERK	53,020	4,068	4,078	4,078	6,118	4,078	4,082	4,088	4,078	-	-	-	-	34,669	18,351	65.4%
<b>TOTAL FINANCE DEPARTMENT</b>	<b>363,530</b>	<b>27,606</b>	<b>27,845</b>	<b>27,904</b>	<b>41,946</b>	<b>27,970</b>	<b>28,005</b>	<b>27,973</b>	<b>27,964</b>	-	-	-	-	<b>237,212</b>	<b>126,318</b>	<b>65.3%</b>
HUMAN RESOURCES MANAGER	78,676	5,999	6,052	6,052	9,078	6,052	6,052	6,052	6,052	-	-	-	-	51,389	27,287	65.3%
MECHANIC	61,273	4,687	4,714	4,714	7,129	4,714	4,791	4,714	5,045	-	-	-	-	40,507	20,766	66.1%
ADMINISTRATIVE ASSISTANT AIRPORT / AIRPARK	62,340	4,849	4,795	4,795	7,193	4,795	4,825	4,795	4,795	-	-	-	-	40,843	21,497	65.5%
MARKETING AND AIR SERVICES MANAGER - (50% THIS DEPT)	37,500	2,884	2,885	2,885	4,327	2,885	2,885	2,885	2,885	-	-	-	-	24,519	12,981	65.4%
<b>TOTAL GENERAL OPERATIONS DEPARTMENT</b>	<b>239,789</b>	<b>18,420</b>	<b>18,445</b>	<b>18,445</b>	<b>27,727</b>	<b>18,445</b>	<b>18,553</b>	<b>18,445</b>	<b>18,777</b>	-	-	-	-	<b>157,258</b>	<b>82,531</b>	<b>65.6%</b>
<b>CURRENT MONTH PAYROLL ACCRUAL - ADMINISTRATION</b>		42,303	47,240	56,670	23,713	23,657	37,930	47,307	47,468	-	-	-	-	326,289	(326,289)	
<b>PRIOR MONTH REVERSAL PAYROLL ACCRUAL - ADMINISTRATION</b>		(27,251)	(42,303)	(47,240)	(56,670)	(23,713)	(23,657)	(37,930)	(47,307)	-	-	-	-	(306,072)	306,072	
<b>ADMINISTRATION DIVISION TOTAL</b>	<b>1,229,866</b>	<b>109,057</b>	<b>99,418</b>	<b>103,879</b>	<b>109,041</b>	<b>94,574</b>	<b>109,099</b>	<b>103,992</b>	<b>95,098</b>	-	-	-	-	<b>824,157</b>	<b>405,709</b>	<b>67.0%</b>

**ENGLAND ECONOMIC AND INDUSTRIAL DEVELOPMENT DISTRICT**

Personnel Compensation Detail  
For the Period Ended February 28, 2026

DIVISION/POSITION	BUDGET	7/31/25	8/31/25	9/30/25	10/31/25	11/30/25	12/31/25	1/31/26	2/28/26	3/31/26	4/30/26	5/31/26	6/30/26	% OF FYE EXPENDED		%
														TOTAL	VARIANCE	
<b>AIRPORT DIVISION</b>																
AIRPORT OPERATIONS MANAGER	89,554	6,829	6,889	6,889	10,333	6,889	6,889	6,889	6,889	-	-	-	-	58,495	31,059	65.3%
AIRFIELD SUPERINTENDENT	74,677	5,694	5,744	5,744	8,617	5,744	5,744	5,744	5,744	-	-	-	-	48,777	25,900	65.3%
AIRFIELD LEAD TECHNICIAN	70,709	5,467	5,438	5,617	8,272	5,438	6,076	5,438	5,438	-	-	-	-	47,186	23,523	66.7%
AIRFIELD TECHNICIAN 2 / WILDLIFE CONTROL	53,045	4,131	4,080	4,128	6,130	4,080	4,080	4,080	4,080	-	-	-	-	34,788	18,257	65.6%
AIRFIELD TECHNICIAN 2	65,539	4,997	5,042	5,042	7,562	5,042	5,042	5,042	5,042	-	-	-	-	42,809	22,730	65.3%
AIRFIELD TECHNICIAN 1	37,440	2,880	2,880	2,921	4,320	2,880	3,218	2,880	2,880	-	-	-	-	24,858	12,582	66.4%
STUDENT INTERN	3,900	743	-	-	-	-	-	-	-	-	-	-	-	743	3,158	19.0%
<b>TOTAL AIRFIELD OPERATIONS</b>	<b>394,864</b>	<b>30,741</b>	<b>30,073</b>	<b>30,340</b>	<b>45,234</b>	<b>30,073</b>	<b>31,048</b>	<b>30,073</b>	<b>30,073</b>	<b>-</b>	<b>-</b>	<b>-</b>	<b>-</b>	<b>257,655</b>	<b>137,209</b>	<b>65.3%</b>
TERMINAL SUPERINTENDENT	82,715	6,307	6,363	6,363	9,544	6,363	6,363	6,363	6,363	-	-	-	-	54,027	28,688	65.3%
SECURITY COORDINATOR	79,223	6,041	6,094	6,094	9,141	6,094	6,094	6,094	6,094	-	-	-	-	51,746	27,477	65.3%
TERMINAL TECHNICIAN 1	42,848	3,267	3,296	3,752	5,371	3,478	3,820	3,230	3,673	-	-	-	-	29,886	12,962	69.7%
CUSTODIAN	40,200	3,232	3,129	3,102	4,738	3,102	3,131	3,136	3,102	-	-	-	-	26,675	13,525	66.4%
CUSTODIAN	34,775	2,676	2,688	2,681	4,034	2,698	2,702	2,692	2,675	-	-	-	-	22,847	11,928	65.7%
CUSTODIAN	15,600	-	-	-	-	-	-	-	-	-	-	-	-	-	15,600	0.0%
CUSTODIAN	16,068	808	788	784	1,255	865	788	834	734	-	-	-	-	6,857	9,211	42.7%
CUSTOMER SERVICE REPRESENTATIVE / GENERAL CLERK	45,833	3,495	3,526	3,526	5,290	3,526	3,548	3,526	3,526	-	-	-	-	29,965	15,868	65.4%
MARKETING AND AIR SERVICES MANAGER - (50% THIS DEPT)	37,500	2,884	2,885	2,885	4,327	2,885	2,885	2,885	2,885	-	-	-	-	24,519	12,981	65.4%
<b>TOTAL TERMINAL OPERATIONS</b>	<b>394,762</b>	<b>28,711</b>	<b>28,769</b>	<b>29,188</b>	<b>43,700</b>	<b>29,011</b>	<b>29,332</b>	<b>28,760</b>	<b>29,052</b>	<b>-</b>	<b>-</b>	<b>-</b>	<b>-</b>	<b>246,522</b>	<b>148,240</b>	<b>62.4%</b>
<b>CURRENT MONTH PAYROLL ACCRUAL - AIRPORT</b>		26,753	29,685	35,717	14,852	14,771	24,152	29,417	29,563	-	-	-	-	204,908	(204,908)	
<b>PRIOR MONTH REVERSAL PAYROLL ACCRUAL - AIRPORT</b>		(17,278)	(26,753)	(29,685)	(35,717)	(14,852)	(14,771)	(24,152)	(29,417)	-	-	-	-	(192,624)	192,624	
<b>AIRPORT DIVISION TOTAL</b>	<b>789,626</b>	<b>68,927</b>	<b>61,773</b>	<b>65,559</b>	<b>68,069</b>	<b>59,003</b>	<b>69,760</b>	<b>64,098</b>	<b>59,271</b>	<b>-</b>	<b>-</b>	<b>-</b>	<b>-</b>	<b>516,462</b>	<b>273,164</b>	<b>65.4%</b>

**ENGLAND ECONOMIC AND INDUSTRIAL DEVELOPMENT DISTRICT**

Personnel Compensation Detail

For the Period Ended February 28, 2026

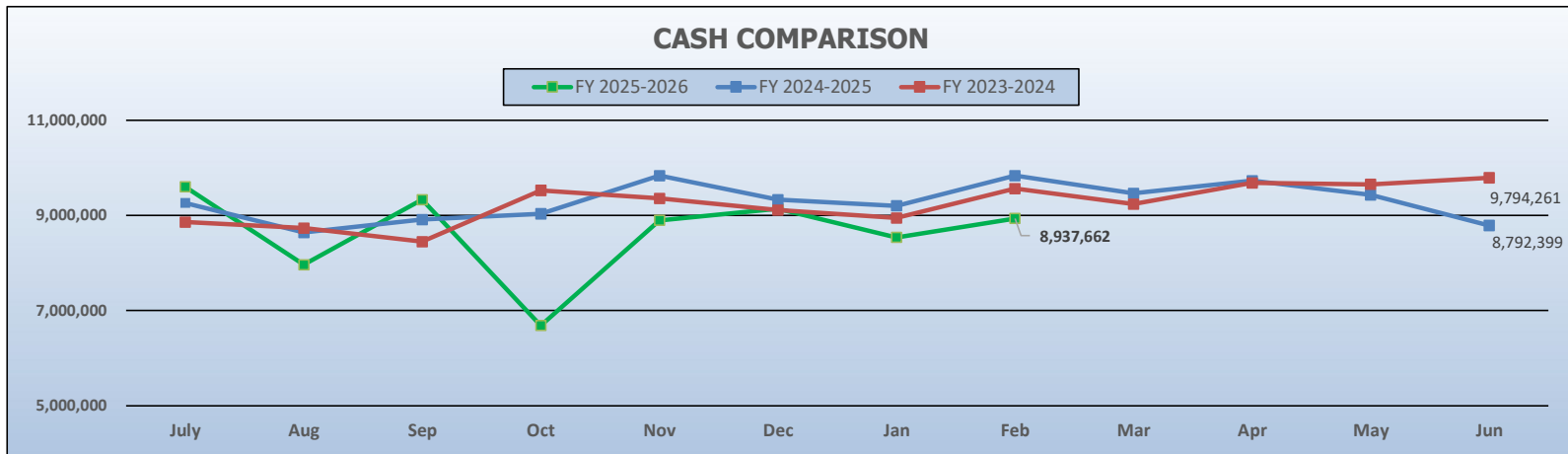
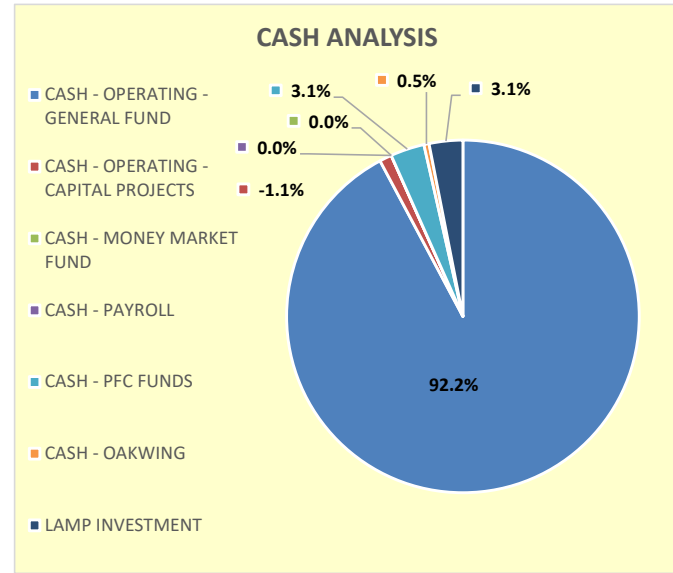
DIVISION/POSITION	BUDGET	7/31/25	8/31/25	9/30/25	10/31/25	11/30/25	12/31/25	1/31/26	2/28/26	3/31/26	4/30/26	5/31/26	6/30/26	% OF FYE EXPENDED 66.7%			
														TOTAL	VARIANCE	%	
<b>AIRPARK DIVISION</b>																	
AIRPARK FACILITIES MANAGER	87,539	6,675	6,734	6,734	10,101	6,734	6,734	6,734	6,734	-	-	-	-	57,178	30,361	65.3%	
LANDSIDE MANAGER	72,100	5,498	5,546	5,546	8,319	5,546	5,546	5,546	5,546	-	-	-	-	47,094	25,006	65.3%	
LANDSIDE TECHNICIAN 2	54,388	4,340	4,586	4,576	6,966	4,459	4,812	4,942	4,488	-	-	-	-	39,168	15,220	72.0%	
LANDSIDE TECHNICIAN 2	52,276	4,061	4,662	4,106	6,286	4,128	4,454	4,498	4,096	-	-	-	-	36,290	15,986	69.4%	
LANDSIDE TECHNICIAN 1	34,775	2,794	2,750	2,876	2,675	-	2,600	2,606	2,557	-	-	-	-	18,859	15,916	54.2%	
LANDSIDE TECHNICIAN 1	33,100	-	-	-	-	-	-	-	-	-	-	-	-	-	33,100	0.0%	
LANDSIDE TECHNICIAN 1	31,200	-	-	-	-	-	-	-	-	-	-	-	-	-	31,200	0.0%	
LANDSIDE TECHNICIAN 1	31,200	-	-	-	-	-	-	-	-	-	-	-	-	-	31,200	0.0%	
HVAC TECHNICIAN 1	65,539	3,525	5,408	5,168	8,476	5,451	5,597	5,266	5,042	-	-	-	-	43,932	21,607	67.0%	
HVAC TECHNICIAN 1	52,489	4,761	4,900	4,758	6,118	4,505	4,720	4,209	4,363	-	-	-	-	38,334	14,155	73.0%	
PLUMBER	64,272	4,901	5,129	4,952	7,439	5,172	4,944	5,106	5,048	-	-	-	-	42,692	21,580	66.4%	
PAINTER	35,470	2,706	2,728	1,091	2,035	-	-	-	-	-	-	-	-	8,561	26,909	24.1%	
PAINTER	35,470	2,884	2,728	2,728	4,258	2,728	2,901	2,728	2,741	-	-	-	-	23,695	11,775	66.8%	
<b>TOTAL AIRPARK OPERATIONS</b>	<b>649,818</b>	<b>42,145</b>	<b>45,171</b>	<b>42,534</b>	<b>62,673</b>	<b>38,723</b>	<b>42,307</b>	<b>41,636</b>	<b>40,616</b>	-	-	-	-	<b>355,804</b>	<b>294,014</b>	<b>54.8%</b>	
<b>RESIDENTIAL OPERATIONS</b>																	
RESIDENTIAL HOUSING DIRECTOR	139,496	10,637	10,730	10,730	16,096	10,730	10,730	10,730	10,730	-	-	-	-	91,115	48,381	65.3%	
RESIDENTIAL SALES/MARKETING MGR	65,405	4,987	5,031	5,031	7,547	5,031	5,031	5,031	5,031	-	-	-	-	42,721	22,684	65.3%	
RESIDENTIAL ACCOUNTING MANAGER	62,830	4,791	4,833	4,833	7,250	4,833	4,833	4,833	4,833	-	-	-	-	41,039	21,791	65.3%	
RESIDENTIAL SALES/OPERATIONS MGR	58,710	4,477	4,516	3,370	-	-	-	-	-	-	-	-	-	12,363	46,347	21.1%	
RESIDENTIAL MAINT. SUPERVISOR	59,987	5,406	4,618	4,593	6,760	4,010	3,840	3,840	3,840	-	-	-	-	36,907	23,080	61.5%	
RESIDENTIAL TECH 2	49,918	4,386	3,975	4,338	5,856	4,023	4,128	4,218	3,990	-	-	-	-	34,914	15,004	69.9%	
RESIDENTIAL TECH 2	49,918	4,284	3,900	3,849	5,760	3,840	3,984	3,912	4,092	-	-	-	-	33,621	16,297	67.4%	
RESIDENTIAL CUSTOMER SERVICE REP	36,421	2,786	2,756	2,782	4,084	2,784	2,767	2,793	2,815	-	-	-	-	23,566	12,855	64.7%	
DRIVER (PART TIME)	16,687	925	1,071	951	1,412	823	831	566	955	-	-	-	-	7,534	9,153	45.1%	
DRIVER (PART TIME)	16,335	771	695	770	1,202	931	522	428	699	-	-	-	-	6,019	10,316	36.8%	
<b>TOTAL RESIDENTIAL OPERATIONS</b>	<b>555,707</b>	<b>43,449</b>	<b>42,126</b>	<b>41,247</b>	<b>55,967</b>	<b>37,005</b>	<b>36,666</b>	<b>36,351</b>	<b>36,986</b>	-	-	-	-	<b>329,797</b>	<b>225,910</b>	<b>59.3%</b>	
<b>CURRENT MONTH PAYROLL ACCRUAL - AIRPARK</b>																	
		38,517	43,649	50,269	19,813	18,932	31,589	38,994	38,801	-	-	-	-	280,563	(280,563)		
<b>PRIOR MONTH REVERSAL PAYROLL ACCRUAL - AIRPARK</b>																	
		(24,551)	(38,517)	(43,649)	(50,269)	(19,813)	(18,932)	(31,589)	(38,994)	-	-	-	-	(266,313)	266,313		
<b>AIRPARK DIVISION TOTAL</b>	<b>1,205,525</b>	<b>99,560</b>	<b>92,429</b>	<b>90,401</b>	<b>88,184</b>	<b>74,846</b>	<b>91,631</b>	<b>85,391</b>	<b>77,408</b>	-	-	-	-	<b>699,851</b>	<b>505,674</b>	<b>58.1%</b>	
<b>TOTAL SALARIES</b>	<b>3,225,017</b>	<b>277,544</b>	<b>253,619</b>	<b>259,840</b>	<b>265,294</b>	<b>228,423</b>	<b>270,491</b>	<b>253,482</b>	<b>231,776</b>	-	-	-	-	<b>2,040,469</b>	<b>1,184,548</b>	<b>63.3%</b>	

**ENGLAND ECONOMIC AND INDUSTRIAL DEVELOPMENT DISTRICT**  
**Cash Reporting**  
 For the Period and Eight Months Ended February 28, 2026

	<b>Balance</b>	<b>Beginning</b>	<b>Net</b>
	<b>Current Period</b>	<b>Balance 7/1/25</b>	<b>Change</b>
CASH - OPERATING ACCOUNT	8,327,360	967,789	7,359,571
CASH - MONEY MARKET ACCOUNT	0	7,347,292	-7,347,292
CASH - PAYROLL ACCOUNT	12	1	11
CASH - PFC FUNDS	286,158	153,463	132,695
CASH - OAKWING ACCOUNT	41,902	49,240	-7,339
LAMP INVESTMENT	282,230	274,614	7,616
<b>GRAND TOTALS</b>	<b>8,937,662</b>	<b>8,792,399</b>	<b>145,263</b>

**REGIONS OPERATING ACCOUNT SUMMARY BY FUND**

	<b>GENERAL FUND</b>	<b>CAPITAL PROJECTS</b>	<b>TOTAL</b>
BEGINNING BALANCE	7,816,813.19	133,723.70	7,950,536.89
RECEIPTS	1,573,598.67	459,997.87	2,033,596.54
DISBURSEMENTS	-962,479.33	-694,294.51	-1,656,773.84
SUB-TOTAL PER FUND	8,427,932.53	-100,572.94	8,327,359.59
ADJUSTMENTS:			
MONEY MARKET FUND	0.00		0.00
EEIDD FUNDED PROJECTS TRANSFERS	-589,076.29	589,076.29	0.00
<b>BALANCE AVAILABLE FOR USE PER FUND</b>	<b>7,838,856.24</b>	<b>488,503.35</b>	<b>8,327,359.59</b>



ENGLAND AUTHORITY  
MONTHLY CASH FLOWS  
FOR THE PERIOD ENDING FEBRUARY 28, 2026

BANK DATE	DESCRIPTION	POSTING #	OPERATING ACCOUNT	MONEY MARKET ACCOUNT	PAYROLL ACCOUNT	PFC ACCOUNT	OAKWING ACCOUNT	LAMP	TOTAL ACCOUNT
BALANCE @ JANUARY 31, 2026			\$7,950,536.89	\$0.00	\$33.38	\$251,591.83	\$54,063.21	\$281,415.99	\$8,537,641.30
CASH RECEIPTS:									
<b>REGIONS</b>									
2/2/26	DELTA AIRLINES	CR#26-231EA	\$ 60,789.12	\$ -	\$ -	\$ -	\$ -	\$ -	60,789.12
2/6/26	LINETEC SERVICES	CR#26-241EA	29,737.04	-	-	-	-	-	29,737.04
2/10/26	DELTA AIRLINES	CR#26-241EA	10,345.90	-	-	-	-	-	10,345.90
<b>BOM</b>									
2/2/25	REMOTE DEPOSIT	CR#26-226EA	\$ 33,831.37	\$ -	\$ -	\$ -	\$ -	\$ -	33,831.37
2/2/25	CLEARANT LLC DEPOSITS	CR#26-202	2,015.00	-	-	-	-	-	2,015.00
2/2/25	REDDY ICE	CR#26-228EA	3,727.00	-	-	-	-	-	3,727.00
2/2/25	LASALLE MGMT	CR#26-228EA	5,050.00	-	-	-	-	-	5,050.00
2/2/25	REMOTE DEPOSIT	CR#26-201	48,331.00	-	-	-	-	-	48,331.00
2/3/26	BUDGET LEASE	CR#26-230EA	14,083.33	-	-	-	-	-	14,083.33
2/3/26	AVIS LEASE	CR#26-230EA	13,916.67	-	-	-	-	-	13,916.67
2/3/26	BOISE CASCADE	CR#26-230EA	10,050.00	-	-	-	-	-	10,050.00
2/3/26	LAGOV	CR#26-230EA	33,988.09	-	-	-	-	-	33,988.09
2/3/26	UCORE	CR#26-230EA	32,140.12	-	-	-	-	-	32,140.12
2/3/26	CLEARANT LLC DEPOSITS	CR#26-204	1,000.00	-	-	-	-	-	1,000.00
2/3/26	REMOTE DEPOSIT EA	CR#26-229EA	2,750.00	-	-	-	-	-	2,750.00
2/3/26	REMOTE DEPOSIT	CR#26-203	26,315.00	-	-	-	-	-	26,315.00
2/4/26	EEIDD RENT	CR#26-205	3,965.00	-	-	-	-	-	3,965.00
2/4/26	FREEMAN HOLDINGS	CR#26-234EA	46,205.14	-	-	-	-	-	46,205.14
2/4/26	SOLPOWERLINES	CR#26-234EA	5,925.07	-	-	-	-	-	5,925.07
2/4/26	AMERICAN AIRLINES	CR#26-234EA	75,569.58	-	-	-	-	-	75,569.58
2/4/26	CLEARANT LLC DEPOSITS	CR#26-206	895.00	-	-	-	-	-	895.00
2/4/26	REMOTE DEPOSIT EA	CR#26-232EA	12,840.02	-	-	-	-	-	12,840.02
2/4/26	REMOTE DEPOSIT	CR#26-207	11,125.00	-	-	-	-	-	11,125.00
2/5/26	CLEARANT LLC DEPOSITS/housing	CR#26-233EA	4,725.00	-	-	-	-	-	4,725.00
2/5/26	REMOTE DEPOSIT EA	CR#26-235 EA	22,448.85	-	-	-	-	-	22,448.85
2/5/26	REMOTE DEPOSIT -paula money transfer	CK80883	255,914.42	-	-	-	-	-	255,914.42
2/5/26	ENGLAND RENT	CR#26-209	129,270.00	-	-	-	-	-	129,270.00
2/6/26	LAGOV	CR#26-237EA	46,786.78	-	-	-	-	-	46,786.78
2/6/26	CLEARANT LLC DEPOSITS	CR#26-211	5,080.00	-	-	-	-	-	5,080.00
2/6/26	REMOTE DEPOSIT EA	CR#26-236EA	3,227.46	-	-	-	-	-	3,227.46
2/6/26	REMOTE DEPOSIT	CR#26-210	16,385.00	-	-	-	-	-	16,385.00
2/6/26	REMOTE DEPOSIT	CR#26-208	28,105.00	-	-	-	-	-	28,105.00
2/9/26	GLOBAL CROSSING	CR#26-238EA	32,674.23	-	-	-	-	-	32,674.23
2/10/26	REMOTE DEPOSIT EA	CR#26-239EA	12,920.18	-	-	-	-	-	12,920.18
2/10/26	REMOTE DEPOSIT	CR#26-212	11,445.00	-	-	-	-	-	11,445.00
2/10/26	FAA	CR#26-240EA	142,342.00	-	-	-	-	-	142,342.00
2/10/26	FAA	CR#26-240EA	193,267.00	-	-	-	-	-	193,267.00
2/10/26	CLEARANT DEPOSITS	CR#26-240EA	225.00	-	-	-	-	-	225.00
2/11/26	BUDGET CFC	CR#26-240EA	8,430.00	-	-	-	-	-	8,430.00
2/11/26	TSA	CR#26-240EA	893.93	-	-	-	-	-	893.93
2/11/26	AVIS CFC	CR#26-240EA	15,642.00	-	-	-	-	-	15,642.00
2/12/26	FREEMAN HOLDINGS	CR#26-244EA	67,819.60	-	-	-	-	-	67,819.60
2/12/26	AVIS EXCESS RENT	CR#26-244EA	2,838.13	-	-	-	-	-	2,838.13
2/12/26	REMOTE DEPOSIT EA	CR#26-243EA	4,651.64	-	-	-	-	-	4,651.64
2/13/26	CSI	CR#26-244EA	4,433.33	-	-	-	-	-	4,433.33
2/13/26	REMOTE DEPOSIT EA	CR#26-246EA	1,960.87	-	-	-	-	-	1,960.87
2/13/26	REMOTE DEPOSIT	CR#26-214	3,865.00	-	-	-	-	-	3,865.00
2/13/26	REMOTE DEPOSIT	CR#26-213	9,122.00	-	-	-	-	-	9,122.00
2/17/26	CLEARANT DEPOSITS	CR#26-244EA	310.00	-	-	-	-	-	310.00
2/17/26	EEIDD RENT	CR#26-215	5,080.00	-	-	-	-	-	5,080.00
2/17/26	EAN HOLDINGS	CR#26-244EA	23,398.87	-	-	-	-	-	23,398.87
2/18/26	REMOTE DEPOSIT EA	CR#26-247EA	20,777.81	-	-	-	-	-	20,777.81
2/18/26	REMOTE DEPOSIT	CR#26-216	8,615.00	-	-	-	-	-	8,615.00
2/19/26	REMOTE DEPOSIT EA	CR#26-249EA	625.50	-	-	-	-	-	625.50
2/19/26	REMOTE DEPOSIT	CR#26-217	4,200.00	-	-	-	-	-	4,200.00
2/19/26	TENANT DEPOSIT TRANSFERS	CK082628	335.00	-	-	-	-	-	335.00
2/20/26	CLEARANT DEPOSITS	CR#26-219	1,045.00	-	-	-	-	-	1,045.00
2/20/26	REMOTE DEPOSIT	CR#26-218	2,006.00	-	-	-	-	-	2,006.00
2/23/26	CLEARANT DEPOSITS	CR#26-250EA	300.00	-	-	-	-	-	300.00
2/23/26	REMOTE DEPOSIT	CR#26-220	11,987.00	-	-	-	-	-	11,987.00
2/24/26	SENATOR KENNEDY	CR#26-253EA	321.93	-	-	-	-	-	321.93
2/24/26	SENATOR CASSIDY	CR#26-253EA	806.39	-	-	-	-	-	806.39
2/24/26	INCOMING WIRE-DAEDALUS AVIATION	CR#26-253EA	7,854.19	-	-	-	-	-	7,854.19
2/24/26	REMOTE DEPOSIT EA	CR#26-252EA	756.40	-	-	-	-	-	756.40
2/24/26	REMOTE DEPOSIT	CR#26-221	5,856.50	-	-	-	-	-	5,856.50
2/26/26	FREEMAN HOLDINGS	CR#26-255EA	2,205.28	-	-	-	-	-	2,205.28
2/26/26	ISB - HIGH MAST LIGHTING	CR#26-255EA	116,118.00	-	-	-	-	-	116,118.00
2/26/26	AVIS/BUDGET	CR#26-255EA	2,370.73	-	-	-	-	-	2,370.73
2/26/26	ISB	CR#26-255EA	170,130.08	-	-	-	-	-	170,130.08
2/26/26	REMOTE DEPOSIT EA	CR#26-254EA	553.10	-	-	-	-	-	553.10
2/26/26	REMOTE DEPOSIT	CR#26-222	12,337.27	-	-	-	-	-	12,337.27
2/27/26	EAN HOLDINGS	CR#26-257EA	29,775.30	-	-	-	-	-	29,775.30
2/27/26	LINETEC	CR#26-257EA	3,717.13	-	-	-	-	-	3,717.13
2/27/26	GEO GROUP	CR#26-257EA	6,230.14	-	-	-	-	-	6,230.14
2/27/26	AVIS	CR#26-257EA	9,208.96	-	-	-	-	-	9,208.96
2/27/26	AVIS	CR#26-257EA	22,009.63	-	-	-	-	-	22,009.63
2/27/26	AVIS	CR#26-257EA	14,666.67	-	-	-	-	-	14,666.67
2/27/26	REMOTE DEPOSIT EA	CR#26-256EA	4,787.28	-	-	-	-	-	4,787.28
2/27/26	REMOTE DEPOSIT	CR#26-223	6,587.50	-	-	-	-	-	6,587.50
2/5/26	AMAZON - CK#82493	VOID	140.78	-	-	-	-	-	140.78
2/5/26	AT&T - CK#82494	VOID	86.25	-	-	-	-	-	86.25
2/11/26	LARRY BROWN - CK#81282	VOID	420.00	-	-	-	-	-	420.00
2/27/26	LWCC - CK#82688	VOID	4,768.66	-	-	-	-	-	4,768.66
2/28/26	INTEREST EARNINGS - OP	JE#26-285	24,141.32	-	-	-	-	-	24,141.32
2/4/26	PAYROLL -	JE#26-290	-	-	107,378.29	-	-	-	107,378.29
2/4/26	PAYROLL FEE -	JE#26-291	-	-	455.30	-	-	-	455.30
2/19/26	PAYROLL - FEE	JE#26-293	-	-	106,129.84	-	-	-	106,129.84
2/19/26	PAYROLL -	JE#26-294	-	-	487.68	-	-	-	487.68
2/27/26	INTEREST - PAYROLL	JE#26-258	-	-	10.69	-	-	-	10.69
2/2/26	REMOTE DEPOSIT EA	CR#26-227EA	-	-	-	29,727.45	-	-	29,727.45
2/12/26	REMOTE DEPOSIT EA	CR#26-242EA	-	-	-	13.17	-	-	13.17
2/13/26	REMOTE DEPOSIT EA	CR#26-245EA	-	-	-	30.29	-	-	30.29
2/18/26	REMOTE DEPOSIT EA	CR#26-246EA	-	-	-	61.35	-	-	61.35
2/19/26	REMOTE DEPOSIT EA	CR#26-248EA	-	-	-	3,933.44	-	-	3,933.44
2/24/26	REMOTE DEPOSIT EA	CR#26-251EA	-	-	-	30.73	-	-	30.73
2/27/26	INTEREST EARNED - PFC	JE#26-285	-	-	-	770.23	-	-	770.23
2/28/26	INTEREST LAMP	JE#26-286	-	-	-	-	-	814.19	814.19
02/01-02/28/26	OAKWING CASH RECEIPTS	JE#26-314	-	-	-	-	146,821.30	-	146,821.30
TOTAL RECEIPTS			\$ 2,033,596.54	\$ -	\$ 214,461.80	\$ 34,566.66	\$ 146,821.30	\$ 814.19	\$ 2,430,260.49
CASH DISBURSEMENTS:									

ENGLAND AUTHORITY  
MONTHLY CASH FLOWS  
FOR THE PERIOD ENDING FEBRUARY 28, 2026

BANK DATE	DESCRIPTION	POSTING #	OPERATING ACCOUNT	MONEY MARKET ACCOUNT	PAYROLL ACCOUNT	PFC ACCOUNT	OAKWING ACCOUNT	LAMP	TOTAL ACCOUNT
<b>PAYROLL</b>									
<b>BOM</b>									
2/4/26	PAYROLL -	JE#26-290	(107,378.29)	-	-	-	-	-	(107,378.29)
2/4/26	PAYROLL FEE -	JE#26-291	(455.30)	-	-	-	-	-	(455.30)
2/19/26	PAYROLL -	JE#26-293	(106,129.84)	-	-	-	-	-	(106,129.84)
2/19/26	PAYROLL FEE -	JE#26-294	(487.68)	-	-	-	-	-	(487.68)
2/12/26	LEO PAYROLL - RCX	JE#26-299	(14,500.00)	-	-	-	-	-	(14,500.00)
2/26/26	LEO PAYROLL - RCX	JE#26-299	(15,300.00)	-	-	-	-	-	(15,300.00)
2/15/26	PAYROLL - RCX	JE#26-297	-	-	(89,851.58)	-	-	-	(89,851.58)
2/15/26	GARNISHMENT PAYMENT (TPS)	JE#26-297	-	-	(16,735.95)	-	-	-	(16,735.95)
2/15/26	PAYCHEX TAX PAYMENT -CGS	JE#26-297	-	-	(790.76)	-	-	-	(790.76)
2/6/26	PAYROLL FEE -EIB	JE#26-294	-	-	(487.68)	-	-	-	(487.68)
2/20/26	PAYROLL FEE -EIB	JE#26-294	-	-	(487.68)	-	-	-	(487.68)
2/19/26	PAYROLL - RCX	JE#26-297	-	-	(89,485.46)	-	-	-	(89,485.46)
2/19/26	GARNISHMENT PAYMENT (TPS)	JE#26-297	-	-	(15,853.62)	-	-	-	(15,853.62)
2/19/26	PAYCHEX TAX PAYMENT - CGS	JE#26-297	-	-	(790.76)	-	-	-	(790.76)
<b>AP CHECK RUN</b>									
<b>BOM</b>									
2/6/26	82493-82546		(133,668.43)	-	-	-	-	-	(133,668.43)
2/6/26	82547		(921.85)	-	-	-	-	-	(921.85)
2/13/26	82548-82589		(129,800.80)	-	-	-	-	-	(129,800.80)
2/20/26	82590-82631		(139,640.23)	-	-	-	-	-	(139,640.23)
2/27/26	82632-82680		(701,197.30)	-	-	-	-	-	(701,197.30)
<b>EFT PAYMENTS</b>									
<b>BOM</b>									
2/3/26	WIRE TRANSFER CREDIT	JE#26/296	(10.00)	-	-	-	-	-	(10.00)
2/9/26	ACH RETURN - MARGARET KOEHLER	NSF	(1,200.00)	-	-	-	-	-	(1,200.00)
2/5/26	EMPOWER RETIREMENT	CK#20	(12,576.75)	-	-	-	-	-	(12,576.75)
2/5/26	EMPOWER RETIREMENT	CK#20	(961.93)	-	-	-	-	-	(961.93)
2/4/26	NATIONWIDE	CK#17	(296.19)	-	-	-	-	-	(296.19)
2/26/26	NATIONWIDE	CK#27	(296.19)	-	-	-	-	-	(296.19)
2/26/26	NATIONWIDE	CK#27	(296.19)	-	-	-	-	-	(296.19)
2/19/26	SALEQUICK.COM PAYMENT	JE#26/296	(10.00)	-	-	-	-	-	(10.00)
2/17/26	AFLAC	CK#21	(241.94)	-	-	-	-	-	(241.94)
2/25/25	GUARDIAN	CK#25	(5,007.73)	-	-	-	-	-	(5,007.73)
2/28/25	GUARDIAN	CK#28	(5,007.73)	-	-	-	-	-	(5,007.73)
2/3/26	ZOEFTIG	CK#18	(109,023.12)	-	-	-	-	-	(109,023.12)
2/23/26	AFLAC	CK#24	(353.10)	-	-	-	-	-	(353.10)
2/17/26	SHERWEB	CK#22	(1,161.09)	-	-	-	-	-	(1,161.09)
2/4/26	ATLAS CROSSING	CK#16	(10,000.00)	-	-	-	-	-	(10,000.00)
2/13/26	PAYCHEX FEE CHILD ACCT-EIB	JE#26-292	(453.90)	-	-	-	-	-	(453.90)
2/27/26	PAYCHEX FEE CHILD ACCT-EIB	JE#26-295	(444.55)	-	-	-	-	-	(444.55)
2/9/26	CLEARANT LLC MONTHLY FEE	JE#26-296	(50.00)	-	-	-	-	-	(50.00)
2/28/26	CLEARANT DISCREPANCIES	JE#26-306	(0.05)	-	-	-	-	-	(0.05)
2/2/26	MERCHANT SERVICE FEE	JE#26-296	(405.32)	-	-	-	-	-	(405.32)
2/6/26	BLUE CROSS BLUE SHIELD HEALTH INS	CK#19	(67,210.93)	-	-	-	-	-	(67,210.93)
2/27/26	BLUE CROSS BLUE SHIELD HEALTH INS	CK#26	(67,377.60)	-	-	-	-	-	(67,377.60)
2/19/26	ENTERPRISE	CK#23	(24,909.81)	-	-	-	-	-	(24,909.81)
02/01-02/28/26	OAKWING DISBURSEMENTS	JE#26-314	-	-	-	-	(158,982.60)	-	(158,982.60)
<b>OTHER</b>									
TOTAL DISBURSEMENTS			\$ (1,656,773.84)	\$ -	\$ (214,483.49)	\$ -	\$ (158,982.60)	\$ -	\$ (2,030,239.93)
BALANCE @ FEBRUARY 28, 2026			\$8,327,359.59	\$ 0.00	\$ 11.69	\$ 286,158.49	\$ 41,901.91	\$ 282,230.18	\$ 8,937,661.86



# Summary Statement

February 28, 2026

Page 1 of 3

Investor ID: LA-01-0126

0000095-0000531 PDF 909486

**England Economic & Industrial  
Development District  
1611 Arnold Dr  
Alexandria, LA 71303-5636**

## LAMP

### LAMP

Average Monthly Yield: 3.7664%

		Beginning Balance	Contributions	Withdrawals	Income Earned	Income Earned YTD	Average Daily Balance	Month End Balance
LA-01-0126-6182	ENGLAND AUTHORITY	281,415.99	0.00	0.00	814.19	1,720.96	281,851.36	282,230.18
<b>TOTAL</b>		<b>281,415.99</b>	<b>0.00</b>	<b>0.00</b>	<b>814.19</b>	<b>1,720.96</b>	<b>281,851.36</b>	<b>282,230.18</b>

Profit and Loss  
OakWing Holding Company, LLC  
February 2026

DISTRIBUTION ACCOUNT	TOTAL
<b>Income</b>	
3000 Course Services Income	
3001 Course Services Income - Green Fees	
3010 Green Fees - Tournament	1,134.00
3020 Green Fees - Cardholder/Guest	10,725.60
3040 Green Fees - Member	72.00
3050 Green Fees - Special/Promo	9,178.00
3055 Green Fees - Net Best	25,444.56
<b>Total for 3001 Course Services Income - Green Fees</b>	<b>\$46,554.16</b>
3100 Course Services Income - Other	
3105 Cardholder Revenue	23,255.10
3110 Membership Dues	41,960.00
3115 Cart Fees	368.20
3120 Driving Range Revenue	1,115.05
3140 Golf Club Rental	1,402.00
3195 Miscellaneous Course Rev	53.92
<b>Total for 3100 Course Services Income - Other</b>	<b>\$68,154.27</b>
<b>Total for 3000 Course Services Income</b>	<b>\$114,708.43</b>
5000 Golf Shop Merchandise Income	
5010 Merchandise Sales - Hardgoods	5,917.50
5020 Merchandise Sales - Accessorie	942.74
<b>Total for 5000 Golf Shop Merchandise Income</b>	<b>\$6,860.24</b>
Food & Beverage Income	
4000 Food & Beverage Income - Dining	
4001 Dining Room - Food	927.31
4010 Dining Room - Beverage	5,027.79
4020 Dining Room - Beer	2,780.40
4025 Dining Room - Liquor	157.44
4026 Dining Room - Wine	4,275.97
<b>Total for 4000 Food &amp; Beverage Income - Dining</b>	<b>\$13,168.91</b>
Food & Beverage Income - Banquet	
4030 Banquet - Food	4,207.61
4051 Banquet - Beer	543.14
4190 Banquet Rental	-350.06
<b>Total for Food &amp; Beverage Income - Banquet</b>	<b>\$4,400.69</b>
<b>Total for Food &amp; Beverage Income</b>	<b>\$17,569.60</b>
<b>Total for Income</b>	<b>\$139,138.27</b>

**Profit and Loss**  
**OakWing Holding Company, LLC**  
February 2026

DISTRIBUTION ACCOUNT	TOTAL
<b>Cost of Goods Sold</b>	
4198 Food & Beverage - COGS	
4200 Food Cost	492.03
4210 Beverage Cost	3,557.22
4220 Beer Cost	1,416.31
4230 Liquor Cost	732.78
4240 Wine Cost	-247.05
<b>Total for 4198 Food &amp; Beverage - COGS</b>	<b>\$5,951.29</b>
5199 Merchandise - COGS	
5200 Softgoods Cost	3,931.06
5210 Hardgoods Cost	2,658.00
5220 Accessories Cost	2,571.24
<b>Total for 5199 Merchandise - COGS</b>	<b>\$9,160.30</b>
<b>Total for Cost of Goods Sold</b>	<b>\$15,111.59</b>
<b>Gross Profit</b>	<b>\$124,026.68</b>
<b>Expenses</b>	
Course Services Expenses	
3400 Course Services - Operating Expenses	\$3,598.45
3410 Uniforms	1,023.90
3450 Cardholder Expense	4,630.01
3470 Course Supplies	1,074.71
3475 Shop Supplies	108.41
3820 R&M -- Equipment	1,259.19
<b>Total for 3400 Course Services - Operating Expenses</b>	<b>\$11,694.67</b>
<b>Total for Course Services Expenses</b>	<b>\$11,694.67</b>
Food & Beverage Expenses	
4400 Food & Beverage - Operating Expenses	
4420 Laundry and Cleaning	700.00
4480 Banquet Expenses	220.33
4505 Equipment Lease	513.66
4705 Contract Services - Musicians/DJ/Entertainment	1,492.26
4710 Dues and Education	358.00
<b>Total for 4400 Food &amp; Beverage - Operating Expenses</b>	<b>\$3,284.25</b>
<b>Total for Food &amp; Beverage Expenses</b>	<b>\$3,284.25</b>
General & Administrative Expenses	
7300 General & Administrative - Payroll	\$37,334.16
7301 Payroll - Management GA	19,088.11
<b>Total for 7300 General &amp; Administrative - Payroll</b>	<b>\$56,422.27</b>

# Profit and Loss

OakWing Holding Company, LLC

February 2026

DISTRIBUTION ACCOUNT	TOTAL
<hr/>	
7400 General & Administrative - Operating Expenses	
7401 Advertising	939.63
7415 Payroll Administration	130.45
7430 Bank Charges	-0.05
7435 Credit Card Discount	2,146.18
7465 Office Supplies	652.82
7530 Management Fees	6,000.00
7540 Accounting Fees	1,500.00
7550 Hardware and Softwar	6,436.31
7555 Internet Expense	3,347.06
7560 Water	691.60
7570 Electricity	200.87
7577 Pest Services	149.59
7580 Refuse	1,709.42
7600 Travel	3,355.02
7630 Business Licenses	1,620.90
7700 Insurance	2,035.30
7705 Contract Services	642.50
7710 Dues and Education	1,075.00
7720 Miscellaneous	1,085.68
7800 R&M - Clubhouse	367.97
<b>Total for 7400 General &amp; Administrative - Operating Expenses</b>	<b>\$34,086.25</b>
<b>Total for General &amp; Administrative Expenses</b>	<b>\$90,508.52</b>
<hr/>	
Golf Course Maintenance Expenses	
6400 Golf Course Maintenance - Operating Expenses	
6470 Course Supplies	354.00
6475 Shop Supplies	43.97
6505 Equipment Lease	2,689.43
6515 Small Tools & Equipment - Shop	782.94
6820 R&M - Equipment	824.05
6900 Gasoline & Diesel	2,444.55
6902 Lubricants	19.52
6912 Top Dressing Sand	1,191.03
<b>Total for 6400 Golf Course Maintenance - Operating Expenses</b>	<b>\$8,349.49</b>
<b>Total for Golf Course Maintenance Expenses</b>	<b>\$8,349.49</b>
<b>Total for Expenses</b>	<b>\$113,836.93</b>
<b>Net Operating Income</b>	<b>\$10,189.75</b>
<hr/>	
Other Income	
7930 Interest Income	198.09
<b>Total for Other Income</b>	<b>\$198.09</b>
<hr/>	

# Profit and Loss

OakWing Holding Company, LLC

February 2026

DISTRIBUTION ACCOUNT	TOTAL
Other Expenses	
Reconciliation Discrepancies	26,588.11
<b>Total for Other Expenses</b>	<b>\$26,588.11</b>
<b>Net Other Income</b>	<b>-\$26,390.02</b>
<b>Net Income</b>	<b>-\$16,200.27</b>